



MICHELLE R. MILLER
CLERK & COMPTROLLER
ST. LUCIE COUNTY, FLORIDA

February 1, 2021

The Honorable Chris Dzadovsky, Chair
St. Lucie County Board of County Commissioners
2300 Virginia Avenue
Fort Pierce, Florida 34982

Re: Investment Report for Quarter Ending December 31, 2020

Dear Chris,

I am pleased to share with you the 1st Quarter Investment Report for the fiscal year 2021.

The Investment Report includes the following:

- Investment Summary
- Portfolio Diversification, Maturity Distribution, Issuer Concentration and Top 10 Holdings charts
- Investment Portfolio Detail

All investment activities were in compliance with the bid process as outlined in the Investment Policy. All of the investment categories and portfolio composition percentages are in accordance with the Investment Policy approved by the Board of County Commissioners except the Intergovernmental Investment Pools. The temporary overage is due to the collections of Ad Valorem revenues in late December. The percentage compliance has been corrected in January 2021.

The information is provided to you, the Honorable Members of the Board of County Commissioners, and the Investment Committee as required by the Investment Policy. Please do not hesitate to contact our office should you have questions.

Cordially,

Michelle R. Miller
Clerk & Comptroller

TOGETHER WE ASPIRE. TOGETHER WE ACHIEVE.



MICHELLE R. MILLER
CLERK & COMPTROLLER
ST. LUCIE COUNTY, FLORIDA

Enclosures

February 1, 2021

The Honorable Chris Dzadoovsky, Chair

cc:

District 2 Commissioner, Sean Mitchell

District 3 Commissioner, Linda Bartz

District 4 Commissioner, Frannie Hutchinson

District 5 Commissioner, Cathy Townsend

Howard Tipton, County Administrator

Dan McIntyre, County Attorney

Jennifer Hill, OMB Director

Investment Committee Members

Budget Committee Members

TOGETHER WE ASPIRE. TOGETHER WE ACHIEVE.

P.O. Box 700 • Fort Pierce, FL 34954 • 772-462-6900 • www.stlucieclerk.com

**ST LUCIE COUNTY, FLORIDA
BOARD OF COUNTY COMMISSIONERS
INVESTMENT SUMMARY
AS OF DECEMBER 31, 2020**

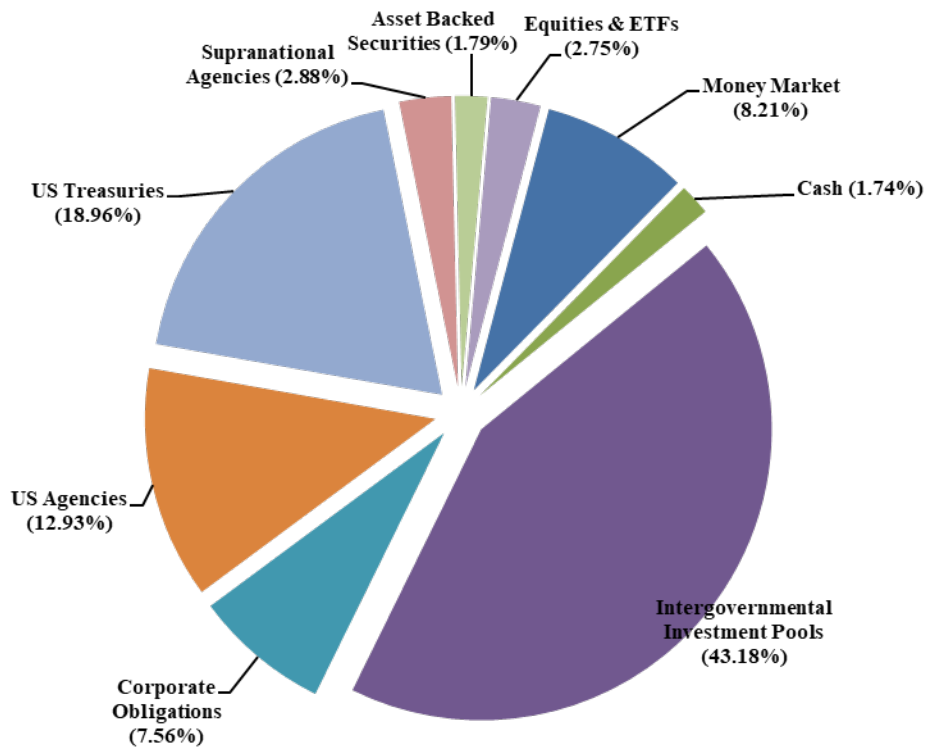
Portfolio Composition	Dollars Invested	Market Value Plus Accrued	Percentage of Total Portfolio	Maximum Allowable Percentage
<i>CASH</i>	\$ 6,669,889	\$ 6,669,889	1.74%	25%
<i>MONEY MARKET</i>	31,467,008	31,467,008	8.21%	80%
<i>INTERGOVERNMENTAL INVESTMENT POOLS</i>	165,442,531	165,442,531	43.18%	40%
<i>CORPORATE OBLIGATIONS</i>	28,089,405	28,951,334	7.56%	25%
<i>US AGENCIES</i>	48,753,486	49,523,846	12.93%	50%
<i>US TREASURIES</i>	71,594,707	72,649,841	18.96%	75%
<i>SUPRANATIONAL AGENCIES</i>	10,816,705	11,019,180	2.88%	25%
<i>ASSET BACKED SECURITIES</i>	6,749,269	6,842,248	1.79%	10%
<i>EQUITIES and EXCHANGE TRADED FUNDS</i>	8,666,783	10,522,953	2.75%	10%
TOTAL INVESTMENTS	\$ 378,249,783	\$ 383,088,830	100%	

Cash and Fixed Income Summary	
Risk Metric	Value
Cash	\$6,669,889
Money Market & Intergovernmental Investment Pools	\$196,909,539
Fixed Income	\$168,986,449
Years to Final Maturity	1.297
Book Yield (1)	0.539%
Yield (2)	0.265%
Average Credit Rating	AA-/Aa3/AA-

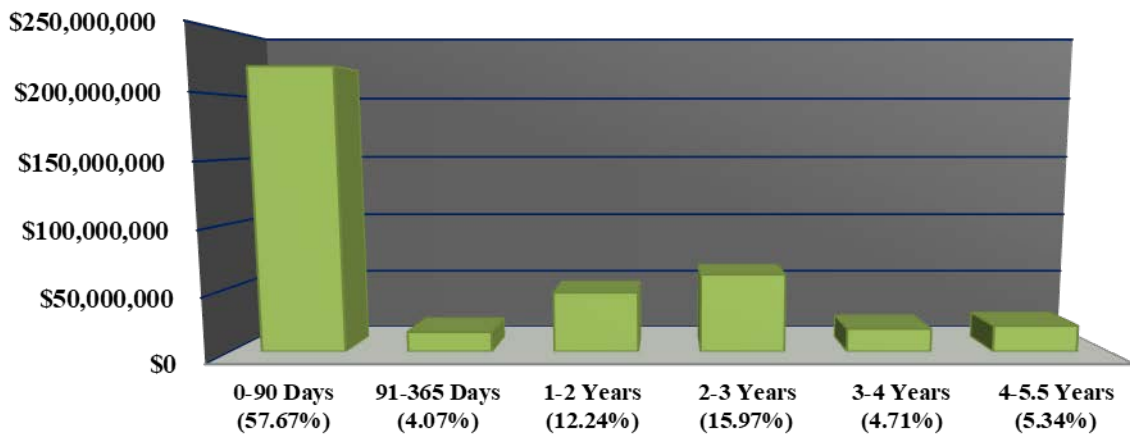
(1) Book Yield - Book yield (purchase yield) is the rate that all future cash flows discounted to the book value. This is a projected return at time of purchase.

(2) Yield - Yield (current yield) is a bond's annual return on its annual coupon payments and current market price.

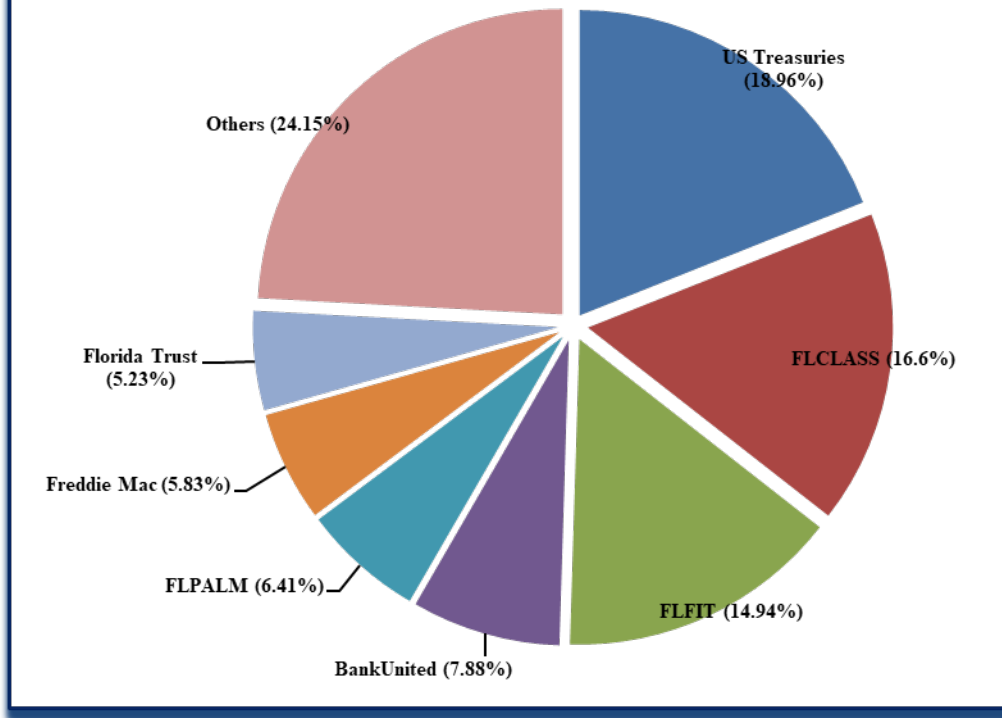
Portfolio Diversification



Maturity Distribution



Issuer Concentration



Top Ten Holdings

Rank	Issuer Name	Book Value	Market Value Plus Accrued	% of Market Plus Accrued
1	US Treasuries	\$ 71,594,707	\$ 72,649,841	18.96%
2	FLCLASS	63,576,559	63,576,559	16.60%
3	FLFIT	57,239,462	57,239,462	14.94%
4	BankUnited Money Market Account	30,204,570	30,204,570	7.88%
5	FLPALM	24,574,623	24,574,623	6.41%
6	Freddie Mac	22,039,049	22,346,500	5.83%
7	Florida Trust	20,051,887	20,051,887	5.23%
8	Fannie Mae	15,825,542	16,122,248	4.21%
9	Farm Credit System	7,961,994	8,000,752	2.09%
10	Cash	6,669,889	6,669,889	1.74%
Total		\$ 319,738,282	\$ 321,436,331	83.89%

**ST. LUCIE COUNTY BOARD OF COUNTY COMMISSIONERS
INVESTMENT PORTFOLIO
AS OF December 31, 2020**

Account	Identifier	Description	S&P Rating	Fitch Rating	Moody's Rating	Current Units	Settle Date	Final Maturity	Book Value	Interest Due	Accrued Balance	Net Unrealized Gain/Loss	Market Value	Market Value + Accrued
CASH														
STLUCIE-PFM	CCYUSD	Receivable	AAA	AAA	Aaa	0.25	---	12/31/2020	0.25	0.00	0.00	0.00	0.25	0.25
STLUCIE-Sawgrass	CCYUSD	Receivable	AAA	AAA	Aaa	2.57	---	12/31/2020	2.57	0.00	0.00	0.00	2.57	2.57
STLUCIE-Cash Sol	CCYUSD	Cash	AAA	AAA	Aaa	6.41	---	12/31/2020	6.41	0.00	0.00	0.00	6.41	6.41
STLUCIE-Wells Fargo Bank	CCYUSD	Cash	AAA	AAA	Aaa	6,659,451.49	---	12/31/2020	6,659,451.49	0.00	0.00	0.00	6,659,451.49	6,659,451.49
STLUCIE-Payden & Rygel	CCYUSD	Receivable	AAA	AAA	Aaa	1.85	---	12/31/2020	1.85	0.00	0.00	0.00	1.85	1.85
STLUCIE-Equities Sawgrass	CCYUSD	Cash	AAA	AAA	Aaa	(0.02)	---	12/31/2020	(0.02)	0.00	0.00	0.00	(0.02)	(0.02)
STLUCIE-Equities Sawgrass	CCYUSD	Receivable	AAA	AAA	Aaa	106,530.53	---	12/31/2020	106,530.53	0.00	0.00	0.00	106,530.53	106,530.53
STLUCIE-Equities Sawgrass	CCYUSD	Payable	AAA	AAA	Aaa	(96,104.17)	---	12/31/2020	(96,104.17)	0.00	0.00	0.00	(96,104.17)	(96,104.17)
									6,669,888.91	0.00	0.00	0.00	6,669,888.91	6,669,888.91
MONEY MARKET														
STLUCIE-PFM	31846V443	FIRST AMER:GVT OBLG V	AAAm	AAA	Aaa	134,632.24	---	12/31/2020	134,632.24	0.25	0.00	0.00	134,632.24	134,632.24
STLUCIE-Sawgrass	31846V443	FIRST AMER:GVT OBLG V	AAAm	AAA	Aaa	443,066.26	---	12/31/2020	443,066.26	2.57	0.00	0.00	443,066.26	443,066.26
STLUCIE-Cash Sol	31846V443	FIRST AMER:GVT OBLG V	AAAm	AAA	Aaa	6,582.61	---	12/31/2020	6,582.61	0.00	0.00	0.00	6,582.61	6,582.61
STLUCIE-Payden & Rygel	31846V443	FIRST AMER:GVT OBLG V	AAAm	AAA	Aaa	474,129.08	---	12/31/2020	474,129.08	1.85	0.00	0.00	474,129.08	474,129.08
STLUCIE-Equities Sawgrass	31846V443	FIRST AMER:GVT OBLG V	AAAm	AAA	Aaa	204,027.38	---	12/31/2020	204,027.38	1.31	0.00	0.00	204,027.38	204,027.38
St Lucie - BankUnited	BANKUNITED	IDP Bank Holdings	NA	NA	NA	30,204,570.12	---	12/31/2020	30,204,570.12	0.00	0.00	0.00	30,204,570.12	30,204,570.12
									31,467,007.69	5.98	0.00	0.00	31,467,007.69	31,467,007.69
INTERGOVERNMENTAL INVESTMENT POOLS														
STLUCIE-FL Trst	DAY-TO-DAY	Day-To-Day Fund	NA	NA	NA	20,051,886.95	---	12/31/2020	20,051,886.95	0.00	0.00	0.00	20,051,886.95	20,051,886.95
St Lucie - Florida Cooperative	FLPALM	Florida Education Investment Trust Fund	NA	NA	NA	24,574,623.14	---	12/31/2020	24,574,623.14	0.00	0.00	0.00	24,574,623.14	24,574,623.14
St Lucie - FLCLASS	FLCLASS	FLORIDA LOCAL CLASS	NA	NA	NA	63,576,558.56	---	12/31/2020	63,576,558.56	0.00	0.00	0.00	63,576,558.56	63,576,558.56
St Lucie - FLFIT	FLFIT	FLORIDA FIT	NA	NA	NA	57,239,462.00	---	12/31/2020	57,239,462.00	0.00	0.00	0.00	57,239,462.00	57,239,462.00
									165,442,530.65	0.00	0.00	0.00	165,442,530.65	165,442,530.65
CORPORATE OBLIGATIONS														
STLUCIE-Sawgrass	05531FAZ6	TRUIST FINANCIAL CORP	A-	A	A3	590,000.00	10/17/2019	02/01/2021	591,156.40	0.00	5,285.42	(1,156.40)	590,000.00	595,285.42
STLUCIE-Sawgrass	46625HQJ2	JPMORGAN CHASE & CO	A-	AA-	A2	420,000.00	06/07/2019	03/01/2021	420,949.20	0.00	3,570.00	(281.40)	420,667.80	424,237.80
STLUCIE-Sawgrass	949746RS2	WELLS FARGO & CO	BBB+	A+	A2	870,000.00	04/07/2017	03/04/2021	870,469.80	0.00	7,068.75	2,470.80	872,940.60	880,009.35
STLUCIE-Sawgrass	0258M0EB1	AMERICAN EXPRESS CREDIT CORP	A-	A	A2	1,070,000.00	10/19/2018	05/05/2021	1,041,666.40	0.00	3,745.00	33,790.60	1,075,457.00	1,079,202.00
STLUCIE-Sawgrass	037833AR1	APPLE INC	AA+	NA	Aa1	1,000,000.00	11/06/2018	05/06/2021	991,230.00	0.00	4,354.17	16,900.00	1,008,130.00	1,012,484.17
STLUCIE-Sawgrass	857477AV5	STATE STREET CORP	A	AA-	A1	780,000.00	05/19/2016	05/19/2021	779,594.40	0.00	1,774.50	5,600.40	785,194.80	786,969.30
STLUCIE-Sawgrass	202795HZ6	COMMONWEALTH EDISON CO	A	A	A1	1,020,000.00	06/20/2017	09/01/2021	1,066,746.60	0.00	11,560.00	(33,904.80)	1,032,841.80	1,044,401.80
STLUCIE-Sawgrass	17275RBJ0	CISCO SYSTEMS INC	AA-	NA	A1	850,000.00	09/20/2016	09/20/2021	849,881.00	0.00	4,411.74	8,687.00	858,568.00	862,979.74
STLUCIE-Sawgrass	17275RBJ0	CISCO SYSTEMS INC	AA-	NA	A1	750,000.00	12/16/2019	09/20/2021	749,835.00	0.00	3,892.71	7,725.00	757,560.00	761,452.71
STLUCIE-Sawgrass	24422ETL3	JOHN DEERE CAPITAL CORP	A	A	A2	350,000.00	08/21/2017	01/06/2022	356,338.50	0.00	4,508.68	2,191.00	358,529.50	363,038.18
STLUCIE-Sawgrass	927804FK5	VIRGINIA ELECTRIC AND POWER CO	BBB+	A	A2	230,000.00	06/07/2017	01/15/2022	236,768.90	0.00	3,128.64	(2,056.20)	234,712.70	237,841.34
STLUCIE-Sawgrass	927804FK5	VIRGINIA ELECTRIC AND POWER CO	BBB+	A	A2	720,000.00	06/07/2017	01/15/2022	741,103.20	0.00	9,794.00	(6,350.40)	734,752.80	744,546.80
STLUCIE-Sawgrass	46625HDJ3	JPMORGAN CHASE & CO	A-	AA-	A2	350,000.00	05/08/2020	01/24/2022	370,160.00	0.00	6,868.75	(4,571.00)	365,589.00	372,457.75
STLUCIE-Sawgrass	458140BB5	INTEL CORP	A+	A+	A1	630,000.00	05/11/2017	05/11/2022	629,615.70	0.00	2,056.25	16,795.80	646,411.50	648,467.75
STLUCIE-Sawgrass	24422ETV1	JOHN DEERE CAPITAL CORP	A	A	A2	1,340,000.00	09/08/2017	09/08/2022	1,337,279.80	0.00	9,043.14	48,199.80	1,385,479.60	1,394,522.74
STLUCIE-Sawgrass	037833DC1	APPLE INC	AA+	NA	Aa1	300,000.00	09/12/2017	09/12/2022	299,646.00	0.00	1,907.50	9,633.00	309,279.00	311,186.50
STLUCIE-Sawgrass	49327M2T0	KEYBANK NA	A-	A-	A3	425,000.00	04/16/2019	09/14/2022	417,639.00	0.00	2,905.35	21,713.25	439,352.25	442,257.60
STLUCIE-Sawgrass	49327M2T0	KEYBANK NA	A-	A-	A3	500,000.00	12/13/2019	09/14/2022	504,475.00	0.00	3,418.06	12,410.00	516,885.00	520,303.06
STLUCIE-Sawgrass	92826CAG7	VISA INC	AA-	NA	Aa3	1,125,000.00	09/11/2017	09/15/2022	1,121,602.50	0.00	7,121.88	38,317.50	1,159,920.00	1,167,041.88
STLUCIE-Sawgrass	458140AM2	INTEL CORP	A+	A+	A1	225,000.00	07/19/2018	12/15/2022	220,572.00	0.00	270.00	15,070.50	235,642.50	235,912.50
STLUCIE-Sawgrass	458140AM2	INTEL CORP	A+	A+	A1	500,000.00	12/13/2019	12/15/2022	511,690.00	0.00	600.00	11,960.00	523,650.00	524,250.00
STLUCIE-Sawgrass	458140AM2	INTEL CORP	A+	A+	A1	500,000.00	12/16/2019	12/15/2022	511,470.00	0.00	600.00	12,180.00	523,650.00	524,250.00
STLUCIE-Sawgrass	61744YAN8	MORGAN STANLEY	BBB+	A	A2	385,000.00	06/15/2018	01/23/2023	375,298.00	0.00	5,280.38	31,019.45	406,317.45	411,597.83
STLUCIE-Sawgrass	949746KS8	WELLS FARGO & CO	BBB+	A+	A2	860,000.00	07/22/2019	01/24/2023	873,863.20	0.00	11,510.46	10,681.20	884,544.40	896,054.86
STLUCIE-Sawgrass	38141GWU4	GOLDMAN SACHS GROUP INC	BBB+	A	A3	1,890,000.00	03/18/2019	02/23/2023	1,878,338.70	0.00	1,970.98	29,257.20	1,907,595.90	1,909,566.88
STLUCIE-Sawgrass	49327M2U7	KEYBANK NA	A-	A-	A3	145,000.00	03/07/2018	03/07/2023	144,973.90	0.00	1,549.69	9,427.90	154,401.80	155,951.49
STLUCIE-Sawgrass	931142EK5	WALMART INC	AA	AA	Aa2	140,000.00	06/27/2018	06/26/2023	139,962.20	0.00	66.11	10,389.40	150,351.60	150,417.71
STLUCIE-Sawgrass	931142EK5	WALMART INC	AA	AA	Aa2	560,000.00	06/27/2018	06/26/2023	560,408.80	0.00	264.44	40,997.60	601,406.40	601,670.84
STLUCIE-Sawgrass	931142EK5	WALMART INC	AA	AA	Aa2	500,000.00	12/13/2019	06/26/2023	525,075.00	0.00	236.11	11,895.00	536,970.00	537,206.11
STLUCIE-Sawgrass	06406FAD5	BANK OF NEW YORK MELLON CORP	A	AA-	A1	1,000,000.00	04/01/2019	08/16/2023	975,520.00	0.00	8,250.00	72,020.00	1,047,540.00	1,055,790.00
STLUCIE-Sawgrass	68389XBL8	ORACLE CORP	A	A-	A3	400,000.00	11/21/2019	09/15/2023	405,788.00	0.00	2,826.67	14,812.00	420,600.00	423,426.67
STLUCIE-Sawgrass	68389XBL8	ORACLE CORP	A	A-	A3	1,000,000.00	12/13/2019	09/15/2023	1,013,750.00	0.00	7,066.67	37,750.00	1,051,500.00	1,058,566.67
STLUCIE-Sawgrass	61746BEC6	MORGAN STANLEY	BBB+	A	A2	690,000.00	11/15/2019	10/24/2023	706,111.50	0.00	2,073.61	(3,008.40)	703,103.10	705,176.71
STLUCIE-Sawgrass	693475AV7	PNC FINANCIAL SERVICES GROUP INC	A-	A	A3	1,500,000.00	04/01/2019	01/23/2024	1,541,610.00	0.00	23,041.67	93,195.00	1,634,805.00	1,657,846.67
STLUCIE-Sawgrass	86787EBC0	TRUIST BANK	A	A+	A2	750,000.00	06/02/2020	04/01/2024	810,420.00	0.00	6,000.00	3,675.00	814,095.00	820,095.00
STLUCIE-Sawgrass	05531FBH5	TRUIST FINANCIAL CORP	A-	A	A3	605,000.00	10/24/2019	08/01/2024	612,562.50	0.00	6,302.08	31,816.95	644,379.45	650,681.53
STLUCIE-Sawgrass	17296FTM5	CITIGROUP INC	BBB+	A	A3	425,000.00	11/12/2020	10/30/2024	426,160.25	0.00	558.83	427,758.25	428,317.08	428,317.08
STLUCIE-Sawgrass	14913Q3B3	CATERPILLAR FINANCIAL SERVICES CORP	A-	A	A3	520,000.00	10/29/2020	11/08/2024	552,177.60	0.00	1,645.94	1,757.60	553,935.20	555,581.14
STLUCIE-Sawgrass	654106AH6	NIKE INC	AA	NA	A1	420,000.00	03/27/2020	03/27/2025	419,428.80	0.00	2,632.00	33,201.00	452,629.80	455,261.80
STLUCIE-Sawgrass	88579YBM2	3M CO	A+	NA	A1	280,000.00	03/27/2020	04/15/2025	279,773.20	0.00	1,566.44	24,337.60	304,110.80	305,677.24
STLUCIE-Sawgrass	69353REQ7	PNC BANK NA	A	A+	A2	305,000.00	06/26/2020	06/01/2025	338,418.85	0.00	826.04	256.20	338,675.05	339,501.09
STLUCIE-Sawgrass	023135BQ8	AMAZON.COM INC	AA-	A+	A2	320,000.00	06/03/2020	06/03/2025	319,875.20	0.00	199.11	4,812.00	32	

**ST. LUCIE COUNTY BOARD OF COUNTY COMMISSIONERS
INVESTMENT PORTFOLIO
AS OF December 31, 2020**

Account	Identifier	Description	S&P Rating	Fitch Rating	Moody's Rating	Current Units	Settle Date	Final Maturity	Book Value	Interest Due	Accrued Balance	Net Unrealized Gain/Loss	Market Value	Market Value + Accrued
									28,089,405.10	0.00	183,263.72	678,665.15	28,768,070.25	28,951,333.97
US AGENCIES														
STLUCIE-Payden & Rygel	690353V38	US INTERNATIONAL DEVELOPMENT FINANCE CORP	AA+	AAA	Aaa	300,000.00	06/28/2018	08/21/2021	299,529.00	0.00	23,554.92	27,891.00	327,420.00	350,974.92
STLUCIE-PFM	3133ELTN4	FEDERAL FARM CREDIT BANKS FUNDING CORP	AA+	AAA	Aaa	1,100,000.00	03/18/2020	01/18/2022	1,098,493.00	0.00	2,639.69	6,325.00	1,104,818.00	1,107,457.69
STLUCIE-PFM	3133ELWD2	FEDERAL FARM CREDIT BANKS FUNDING CORP	AA+	AAA	Aaa	800,000.00	04/08/2020	04/08/2022	798,816.00	0.00	691.67	3,808.00	802,624.00	803,315.67
STLUCIE-PFM	3135G0V59	FEDERAL NATIONAL MORTGAGE ASSOCIATION	AA+	AAA	Aaa	425,000.00	04/12/2019	04/12/2022	423,606.00	0.00	2,098.44	13,264.25	436,870.25	438,968.69
STLUCIE-PFM	3133ELYR9	FEDERAL FARM CREDIT BANKS FUNDING CORP	AA+	AAA	Aaa	900,000.00	05/06/2020	05/06/2022	898,857.00	0.00	343.75	2,853.00	901,710.00	902,053.75
STLUCIE-PFM	3134GVJ66	FEDERAL HOME LOAN MORTGAGE CORP	AA+	AAA	Aaa	1,200,000.00	06/08/2020	06/08/2022	1,199,424.00	0.00	191.67	4,092.00	1,203,516.00	1,203,707.67
STLUCIE-PFM	313379Q69	FEDERAL HOME LOAN BANKS	AA+	AAA	Aaa	870,000.00	06/14/2019	06/10/2022	876,116.10	0.00	1,078.44	18,992.10	895,108.20	896,186.64
STLUCIE-PFM	3137EAET2	FEDERAL HOME LOAN MORTGAGE CORP	AA+	AAA	Aaa	675,000.00	07/23/2020	07/25/2022	673,474.50	0.00	370.31	1,707.75	675,182.25	675,552.56
STLUCIE-PFM	3133EMGX4	FEDERAL FARM CREDIT BANKS FUNDING CORP	AA+	AAA	Aaa	1,105,000.00	11/23/2020	11/23/2022	1,102,889.45	0.00	145.80	1,823.25	1,104,712.70	1,104,858.50
STLUCIE-Sawgrass	3133ELMD3	FEDERAL FARM CREDIT BANKS FUNDING CORP	AA+	AAA	Aaa	800,000.00	02/18/2020	02/10/2023	799,360.00	0.00	5,013.33	1,728.00	801,088.00	806,101.33
STLUCIE-Payden & Rygel	690353M79	US INTERNATIONAL DEVELOPMENT FINANCE CORP	AA+	AAA	Aaa	93,521.46	01/16/2019	02/15/2023	91,572.47	0.00	213.90	3,272.32	94,844.79	95,058.69
STLUCIE-PFM	3130AJ7E3	FEDERAL HOME LOAN BANKS	AA+	AAA	Aaa	510,000.00	02/21/2020	02/17/2023	509,061.60	0.00	2,610.21	14,147.40	523,209.00	525,819.21
STLUCIE-PFM	3137EAEQ8	FEDERAL HOME LOAN MORTGAGE CORP	AA+	AAA	Aaa	1,030,000.00	04/20/2020	04/20/2023	1,027,425.00	0.00	761.77	7,786.80	1,035,211.80	1,035,973.57
STLUCIE-PFM	3137EAER6	FEDERAL HOME LOAN MORTGAGE CORP	AA+	AAA	Aaa	975,000.00	05/07/2020	05/05/2023	974,590.50	0.00	568.75	5,411.25	980,001.75	980,570.50
STLUCIE-PFM	3135G04Q3	FEDERAL NATIONAL MORTGAGE ASSOCIATION	AA+	AAA	Aaa	1,665,000.00	05/22/2020	05/22/2023	1,659,988.35	0.00	450.94	8,941.05	1,668,929.40	1,669,380.34
STLUCIE-Payden & Rygel	3135G04Q3	FEDERAL NATIONAL MORTGAGE ASSOCIATION	AA+	AAA	Aaa	580,000.00	05/22/2020	05/22/2023	578,254.20	0.00	157.08	3,114.60	581,368.80	581,525.88
STLUCIE-Payden & Rygel	3137EAEN5	FEDERAL HOME LOAN MORTGAGE CORP	AA+	AAA	Aaa	500,000.00	06/11/2018	06/19/2023	497,280.00	0.00	458.33	34,305.00	531,585.00	532,043.33
STLUCIE-PFM	3137EAES4	FEDERAL HOME LOAN MORTGAGE CORP	AA+	AAA	Aaa	1,500,000.00	06/26/2020	06/26/2023	1,495,620.00	0.00	52.08	7,635.00	1,503,255.00	1,503,307.08
STLUCIE-Payden & Rygel	3137EAES4	FEDERAL HOME LOAN MORTGAGE CORP	AA+	AAA	Aaa	22,000.00	06/26/2020	06/26/2023	21,935.76	0.00	0.76	111.98	22,047.74	22,048.50
STLUCIE-PFM	3135G05G4	FEDERAL NATIONAL MORTGAGE ASSOCIATION	AA+	AAA	Aaa	1,580,000.00	07/10/2020	07/10/2023	1,576,603.00	0.00	1,876.25	7,173.20	1,583,776.20	1,585,652.45
STLUCIE-PFM	3135G05G4	FEDERAL NATIONAL MORTGAGE ASSOCIATION	AA+	AAA	Aaa	1,100,000.00	10/08/2020	07/10/2023	1,099,725.00	0.00	1,306.25	2,904.00	1,102,629.00	1,103,935.25
STLUCIE-Payden & Rygel	3135G05G4	FEDERAL NATIONAL MORTGAGE ASSOCIATION	AA+	AAA	Aaa	500,000.00	07/10/2020	07/10/2023	498,925.00	0.00	593.75	2,270.00	501,195.00	501,788.75
STLUCIE-Payden & Rygel	911759MW5	U.S. DEPARTMENT OF HOUSING AND URBAN DEVELOPM	AA+	AAA	Aaa	70,000.00	03/28/2019	08/01/2023	70,000.00	0.00	763.58	4,134.20	74,134.20	74,897.78
STLUCIE-PFM	3135G05R0	FEDERAL NATIONAL MORTGAGE ASSOCIATION	AA+	AAA	Aaa	650,000.00	08/12/2020	08/10/2023	648,830.00	0.00	763.75	1,365.00	650,195.00	650,958.75
STLUCIE-PFM	3137EAEV7	FEDERAL HOME LOAN MORTGAGE CORP	AA+	AAA	Aaa	1,100,000.00	08/21/2020	08/24/2023	1,098,978.00	0.00	993.06	3,289.00	1,102,267.00	1,103,260.06
STLUCIE-Payden & Rygel	3137EAEV7	FEDERAL HOME LOAN MORTGAGE CORP	AA+	AAA	Aaa	510,000.00	08/21/2020	08/24/2023	509,479.80	0.00	460.42	1,524.90	511,004.70	511,465.12
STLUCIE-PFM	3137EAEW5	FEDERAL HOME LOAN MORTGAGE CORP	AA+	AAA	Aaa	325,000.00	09/04/2020	09/08/2023	324,892.75	0.00	264.06	737.75	325,630.50	325,894.56
STLUCIE-PFM	3137EAEW5	FEDERAL HOME LOAN MORTGAGE CORP	AA+	AAA	Aaa	230,000.00	09/04/2020	09/08/2023	230,042.00	0.00	186.88	404.20	230,446.20	230,633.08
STLUCIE-Payden & Rygel	3137EAEW5	FEDERAL HOME LOAN MORTGAGE CORP	AA+	AAA	Aaa	370,000.00	09/04/2020	09/08/2023	369,877.90	0.00	300.63	839.90	370,717.80	371,018.43
STLUCIE-Payden & Rygel	3135G0U43	FEDERAL NATIONAL MORTGAGE ASSOCIATION	AA+	AAA	Aaa	520,000.00	09/14/2018	09/12/2023	517,868.00	0.00	4,526.53	39,312.00	557,180.00	561,706.53
STLUCIE-Payden & Rygel	3137EAEY1	FEDERAL HOME LOAN MORTGAGE CORP	AA+	AAA	Aaa	410,000.00	10/16/2020	10/16/2023	408,470.70	0.00	106.77	1,250.50	409,721.20	409,827.97
STLUCIE-PFM	3137EAEZ8	FEDERAL HOME LOAN MORTGAGE CORP	AA+	AAA	Aaa	280,000.00	11/05/2020	11/06/2023	279,748.00	0.00	108.89	490.00	280,238.00	280,346.89
STLUCIE-PFM	3135G06H1	FEDERAL NATIONAL MORTGAGE ASSOCIATION	AA+	AAA	Aaa	450,000.00	11/25/2020	11/27/2023	449,487.00	0.00	112.50	918.00	450,405.00	450,517.50
STLUCIE-Sawgrass	3133ELM30	FEDERAL FARM CREDIT BANKS FUNDING CORP	AA+	AAA	Aaa	525,000.00	02/12/2020	02/12/2024	525,000.00	0.00	3,425.77	861.00	525,861.00	529,286.77
STLUCIE-Payden & Rygel	6903535R4	US INTERNATIONAL DEVELOPMENT FINANCE CORP	AA+	AAA	Aaa	210,000.00	02/20/2019	03/20/2024	210,000.00	0.00	180.95	9,258.90	219,258.90	219,439.85
STLUCIE-Payden & Rygel	3135G0V75	FEDERAL NATIONAL MORTGAGE ASSOCIATION	AA+	AAA	Aaa	360,000.00	07/08/2019	07/02/2024	358,635.60	0.00	3,132.50	20,412.00	379,047.60	382,180.10
STLUCIE-Payden & Rygel	3130AGWK7	FEDERAL HOME LOAN BANKS	AA+	AAA	Aaa	240,000.00	08/16/2019	08/15/2024	239,436.00	0.00	1,360.00	11,976.00	251,412.00	252,772.00
STLUCIE-Sawgrass	3133EL4J0	FEDERAL FARM CREDIT BANKS FUNDING CORP	AA+	AAA	Aaa	1,000,000.00	08/20/2020	08/19/2024	999,250.00	0.00	1,723.33	550.00	999,800.00	1,001,523.33
STLUCIE-Payden & Rygel	3134GXDZ4	FEDERAL HOME LOAN MORTGAGE CORP	AA+	AAA	Aaa	300,000.00	12/04/2020	11/25/2024	300,000.00	0.00	135.00	75.00	300,075.00	300,210.00
STLUCIE-Payden & Rygel	3135G0X24	FEDERAL NATIONAL MORTGAGE ASSOCIATION	AA+	AAA	Aaa	1,100,000.00	01/10/2020	01/07/2025	1,096,491.00	0.00	8,639.58	62,656.00	1,159,147.00	1,167,786.58
STLUCIE-Payden & Rygel	3137EAEF0	FEDERAL HOME LOAN MORTGAGE CORP	AA+	AAA	Aaa	780,000.00	02/14/2020	02/12/2025	779,399.40	0.00	4,517.50	38,844.00	818,243.40	822,760.90
STLUCIE-Payden & Rygel	3135G0U55	FEDERAL NATIONAL MORTGAGE ASSOCIATION	AA+	AAA	Aaa	570,000.00	04/24/2020	04/22/2025	568,825.80	0.00	682.81	7,877.40	576,703.20	577,386.01
STLUCIE-Payden & Rygel	690353ZC4	US INTERNATIONAL DEVELOPMENT FINANCE CORP	AA+	AAA	Aaa	32,589.32	01/30/2019	05/15/2025	32,237.35	0.00	104.52	1,761.13	33,998.48	34,103.00
STLUCIE-Payden & Rygel	880591EW8	TENNESSEE VALLEY AUTHORITY	AA+	WR	Aaa	340,000.00	05/11/2020	05/15/2025	339,000.40	0.00	325.83	5,355.00	344,355.40	344,681.23
STLUCIE-Payden & Rygel	3135G04Z3	FEDERAL NATIONAL MORTGAGE ASSOCIATION	AA+	AAA	Aaa	540,000.00	06/19/2020	06/17/2025	538,882.20	0.00	105.00	3,985.20	542,867.40	542,972.40
STLUCIE-Payden & Rygel	3134GWAR7	FEDERAL HOME LOAN MORTGAGE CORP	AA+	AAA	Aaa	490,000.00	07/21/2020	07/21/2025	490,000.00	0.00	1,633.33	147.00	490,147.00	491,780.33
STLUCIE-Payden & Rygel	3137EAEU9	FEDERAL HOME LOAN MORTGAGE CORP	AA+	AAA	Aaa	330,000.00	07/23/2020	07/21/2025	328,356.60	0.00	543.13	1,818.30	330,174.90	330,718.03
STLUCIE-Sawgrass	3133ELX33	FEDERAL FARM CREDIT BANKS FUNDING CORP	AA+	AAA	Aaa	415,000.00	07/24/2020	07/22/2025	414,792.50	0.00	1,264.71	410.85	415,203.35	416,468.06
STLUCIE-Sawgrass	3133ELX33	FEDERAL FARM CREDIT BANKS FUNDING CORP	AA+	AAA	Aaa	1,325,000.00	07/27/2020	07/22/2025	1,324,536.25	0.00	4,037.94	1,113.00	1,325,649.25	1,329,687.19
STLUCIE-Payden & Rygel	3135G05X7	FEDERAL NATIONAL MORTGAGE ASSOCIATION	AA+	AAA	Aaa	527,000.00	08/27/2020	08/25/2025	524,533.64	0.00	680.71	2,350.42	526,884.06	527,564.77
STLUCIE-Payden & Rygel	3130AK5E2	FEDERAL HOME LOAN BANKS	AA+	AAA	Aaa	130,000.00	09/11/2020	09/04/2025	129,610.00	0.00	148.96	344.50	129,954.50	130,103.46
STLUCIE-Payden & Rygel	3137EAEX3	FEDERAL HOME LOAN MORTGAGE CORP	AA+	AAA	Aaa	550,000.00	09/25/2020	09/23/2025	548,344.50	0.00	550.00	742.50	549,087.00	549,637.00
STLUCIE-Sawgrass	3135G06A6	FEDERAL NATIONAL MORTGAGE ASSOCIATION	AA+	AAA	Aaa	1,500,000.00	11/06/2020	10/20/2025	1,499,625.00	0.00	1,715.83	615.00	1,500,240.00	1,501,955.83
STLUCIE-Payden & Rygel	3135G06G3	FEDERAL NATIONAL MORTGAGE ASSOCIATION	AA+	AAA	Aaa	480,000.00	11/12/2020	11/07/2025	478,281.60	0.00	326.67	3,724.80	482,006.40	482,333.07
STLUCIE-PFM	3137BHX00	FHMS K-718 A1	AA+	AAA	Aaa	99,601.83	07/06/2018	09/25/2021	98,403.50	0.00	197.13	1,790.96	100,194.46	100,391.59
STLUCIE-PFM	3137AWQG3	FHMS K-023 A1	AA+	AAA	Aaa	179,441.08	03/09/2018	04/25/2022	175,543.84	0.00	236.71	5,194.59	180,738.44	180,975.15
STLUCIE-PFM	3137AYCD1	FHMS K-025 A1	AA+	AAA	Aaa	138,137.72	06/15/2018	04/25/2022	135,326.40	0.00	215.84	3,464.71	138,791.11	139,006.95
STLUCIE-PFM	3137BLUR7	FHMS K-720 A2	AA+	AAA	Aaa	425,000.00	03/12/2019	06/25/2022	424,286.13	0.00	961.92			

**ST. LUCIE COUNTY BOARD OF COUNTY COMMISSIONERS
INVESTMENT PORTFOLIO
AS OF December 31, 2020**

Account	Identifier	Description	S&P Rating	Fitch Rating	Moody's Rating	Current Units	Settle Date	Final Maturity	Book Value	Interest Due	Accrued Balance	Net Unrealized Gain/Loss	Market Value	Market Value + Accrued
STLUCIE-PFM	3137B7EZ8	FHMS K-036 A1	AA+	AAA	Aaa	83,829.33	01/10/2019	04/25/2023	83,436.38	0.00	194.00	2,891.90	86,328.28	86,522.27
STLUCIE-Payden & Rygel	3137B4WB8	FHMS K-033 A2	AA+	AAA	Aaa	480,000.00	03/03/2020	07/25/2023	503,775.00	0.00	1,224.00	6,033.00	509,808.00	511,032.00
STLUCIE-Payden & Rygel	3137B5JM6	FHMS K-034 A2	AA+	AAA	Aaa	280,000.00	03/11/2020	07/25/2023	301,000.00	0.00	823.90	(42.00)	300,958.00	301,781.90
STLUCIE-PFM	3137FKK39	FHMS K-P05 A	AA+	AAA	Aaa	28,083.33	12/17/2018	07/25/2023	28,083.24	0.00	74.96	772.66	28,855.90	28,930.86
STLUCIE-PFM	3137BSPW7	FHMS K-723 A2	AA+	AAA	Aaa	265,000.00	02/13/2020	08/25/2023	271,417.97	0.00	541.93	6,378.88	277,796.85	278,338.78
STLUCIE-PFM	3137BBBC3	FHMS K-038 A1	AA+	AAA	Aaa	163,603.19	11/26/2018	10/25/2023	161,276.96	0.00	355.02	5,990.94	167,267.91	167,622.92
STLUCIE-PFM	3137FBT97	FHMS K-728 A1	AA+	AAA	Aaa	363,817.06	07/18/2019	10/25/2023	368,194.24	0.00	831.02	4,783.74	372,977.98	373,809.00
STLUCIE-Payden & Rygel	3137BWWE0	FHMS K-725 AM	AA	AAA	NA	390,000.00	06/26/2019	02/25/2024	405,051.56	0.00	1,008.80	16,097.74	421,149.30	422,158.10
STLUCIE-PFM	3137FQ3V3	FHMS K-J27 A1	AA+	AAA	Aaa	114,632.76	11/26/2019	07/25/2024	114,630.01	0.00	199.84	3,933.51	118,563.52	118,763.37
STLUCIE-PFM	3137FUZN7	FHMS K-J30 A1	AA+	AAA	Aaa	483,983.63	07/30/2020	01/25/2025	483,974.43	0.00	212.15	827.13	484,801.56	485,013.71
STLUCIE-PFM	3137F72U8	FHMS K-J32 A1	AA+	AAA	Aaa	174,382.56	11/30/2020	06/25/2025	174,381.86	0.00	74.98	468.04	174,849.91	174,924.89
STLUCIE-Payden & Rygel	3132A9SE8	FH ZS8617	AA+	AAA	Aaa	160,833.10	05/27/2020	08/01/2031	168,422.42	0.00	335.07	(435.46)	167,986.96	168,322.03
STLUCIE-Payden & Rygel	3132A9SE8	FH ZS8617	AA+	AAA	Aaa	268,055.18	05/27/2020	08/01/2031	280,704.03	0.00	558.45	(725.76)	279,978.27	280,536.72
STLUCIE-Payden & Rygel	3132A9SE8	FH ZS8617	AA+	AAA	Aaa	44,675.86	06/22/2020	08/01/2031	46,839.85	0.00	93.07	(176.80)	46,663.05	46,756.12
STLUCIE-PFM	3137AH6C7	FHMS K-015 A2	AA+	AAA	Aaa	341,309.62	11/09/2018	07/25/2021	340,456.35	0.00	918.69	4,532.59	344,986.94	345,907.63
STLUCIE-PFM	3137AJMF8	FHMS 2011-K016 A2	AA+	AAA	Aaa	364,031.16	06/24/2019	10/25/2021	368,453.57	0.00	900.25	888.81	369,342.38	370,242.63
STLUCIE-PFM	3137ASNJ9	FHMS K-019 A2	AA+	AAA	Aaa	382,009.70	03/13/2019	03/25/2022	376,965.98	0.00	723.27	12,584.59	389,550.57	390,273.84
STLUCIE-Payden & Rygel	3137ASNJ9	FHMS K-019 A2	AA+	AAA	Aaa	382,009.70	06/28/2019	03/25/2022	384,068.97	0.00	723.27	5,481.60	389,550.57	390,273.84
STLUCIE-PFM	3137ATRW4	FHMS K-020 A2	AA+	AAA	Aaa	435,000.00	09/09/2019	05/25/2022	441,100.20	0.00	860.21	3,870.00	444,970.20	445,830.41
STLUCIE-Payden & Rygel	3137ATRW4	FHMS K-020 A2	AA+	AAA	Aaa	230,000.00	03/11/2020	05/25/2022	236,262.11	0.00	454.83	(990.51)	235,271.60	235,726.43
STLUCIE-PFM	3137AUPE3	FHMS K-021 A2	AA+	AAA	Aaa	425,000.00	04/02/2019	06/25/2022	424,037.11	0.00	848.58	12,191.39	436,228.50	437,077.08
STLUCIE-PFM	3137AVXN2	FHMS K-022 A2	AAA	AAA	Aaa	425,000.00	08/19/2019	07/25/2022	430,179.69	0.00	834.06	6,422.81	436,602.50	437,436.56
STLUCIE-Payden & Rygel	3137AXHP1	FHMS K-024 A2	AA+	AAA	Aaa	340,000.00	06/20/2019	09/25/2022	343,891.41	0.00	729.02	6,369.79	350,261.20	350,990.22
STLUCIE-PFM	3137B3N95	FHMS K-030 A1	AA+	AAA	Aaa	194,469.87	04/25/2018	09/25/2022	194,097.65	0.00	450.36	3,913.52	198,011.17	198,461.53
STLUCIE-PFM	3137AYCE9	FHMS K-025 A2	AA+	AAA	Aaa	425,000.00	06/25/2019	10/25/2022	432,769.53	0.00	949.88	6,697.47	439,467.00	440,416.88
STLUCIE-PFM	3137BUWM6	FHMS K-J11 A2	AA+	AAA	Aaa	101,404.64	05/14/2019	01/25/2023	102,390.96	0.00	247.77	3,419.71	105,810.68	106,058.44
STLUCIE-Payden & Rygel	31396CHB9	FHR 3047 FV	AA+	AAA	Aaa	107,586.96	05/15/2017	01/15/2035	107,365.06	0.00	21.93	(101.40)	107,653.66	107,675.59
STLUCIE-Payden & Rygel	3136B1XP4	FNA 2018-M5 A2	AA+	AAA	Aaa	80,024.80	04/30/2018	09/25/2021	81,616.58	0.00	237.41	(1,207.65)	80,408.92	80,646.33
STLUCIE-PFM	3136A6JA3	FNA 2012-M5 A2	AA+	AAA	Aaa	180,368.03	01/07/2019	02/25/2022	179,430.96	0.00	408.08	3,556.01	182,986.98	183,395.06
STLUCIE-PFM	3136ABPW7	FNA 2013-M1 A2	AA+	AAA	Aaa	171,914.28	09/13/2019	08/25/2022	173,237.21	0.00	338.76	2,454.02	175,691.24	176,030.00
STLUCIE-PFM	3136AEGQ4	FNA 2013-M7 A2	AA+	AAA	Aaa	194,521.80	09/09/2019	12/25/2022	197,070.23	0.00	369.59	3,265.83	200,336.06	200,705.65
STLUCIE-Payden & Rygel	3138L1Y2H9	FN AO7975	AA+	AAA	Aaa	139,488.24	07/24/2019	06/01/2027	142,517.76	0.00	348.72	5,887.97	148,405.73	148,754.45
STLUCIE-Payden & Rygel	3138X0Z35	FN AU1661	AA+	AAA	Aaa	0.01	08/19/2019	07/01/2028	0.01	0.00	0.00	0.00	0.01	0.01
STLUCIE-Payden & Rygel	31418BZ33	FN MA2561	AA+	AAA	Aaa	166,104.38	09/17/2019	03/01/2031	170,737.14	0.00	415.26	3,929.93	174,667.06	175,082.32
STLUCIE-Payden & Rygel	3138WHPY2	FN AS7638	AA+	AAA	Aaa	240,268.70	05/19/2020	07/01/2031	251,587.61	0.00	500.56	(739.88)	250,847.73	251,348.29
STLUCIE-Payden & Rygel	3138WJDM7	FN AS8207	AA+	AAA	Aaa	190,924.58	09/17/2019	10/01/2031	193,967.45	0.00	397.76	7,599.27	201,566.72	201,964.48
STLUCIE-Payden & Rygel	31418CFJ8	FN MA2868	AA+	AAA	Aaa	305,710.29	12/17/2019	01/01/2032	308,671.86	0.00	636.90	11,198.93	319,870.79	320,507.69
STLUCIE-Payden & Rygel	3140FPBK4	FN BE3641	AA+	AAA	Aaa	102,691.83	10/17/2019	05/01/2032	105,740.49	0.00	256.73	2,213.27	107,953.76	108,210.49
STLUCIE-Payden & Rygel	3140FPBK4	FN BE3641	AA+	AAA	Aaa	32,674.67	10/17/2019	05/01/2032	33,649.81	0.00	81.69	699.11	34,348.92	34,430.60
STLUCIE-Payden & Rygel	31418CPJ7	FN MA3124	AA+	AAA	Aaa	182,892.54	01/16/2020	09/01/2032	185,721.66	0.00	381.03	5,304.11	191,025.77	191,406.80
STLUCIE-Payden & Rygel	31418CPJ7	FN MA3124	AA+	AAA	Aaa	187,972.89	02/18/2020	09/01/2032	191,673.61	0.00	391.61	4,658.43	196,332.04	196,723.65
STLUCIE-Payden & Rygel	31409VB4	FN BM5109	AA+	AAA	Aaa	107,180.17	12/17/2019	12/01/2032	110,177.87	0.00	267.95	2,426.69	112,604.56	112,872.51
STLUCIE-Payden & Rygel	31409VA6	FN BM5108	AA+	AAA	Aaa	287,081.09	11/18/2019	02/01/2033	294,482.40	0.00	717.70	6,651.30	301,133.71	301,851.41
STLUCIE-Payden & Rygel	31408TK9	FN BM4153	AA+	AAA	Aaa	210,327.57	02/18/2020	06/01/2033	217,804.06	0.00	525.82	7,580.85	225,384.92	225,910.74
STLUCIE-Payden & Rygel	31408TK9	FN BM4153	AA+	AAA	Aaa	57,362.07	02/18/2020	06/01/2033	59,495.22	0.00	143.41	1,973.40	61,468.62	61,612.02
STLUCIE-Payden & Rygel	3140K6CH6	FN BO9971	AA+	AAA	Aaa	404,969.60	12/23/2019	08/01/2034	409,398.96	0.00	843.69	13,940.06	423,339.02	424,182.71
STLUCIE-Payden & Rygel	31418DGG1	FN MA3798	AA+	AAA	Aaa	0.01	09/23/2019	10/01/2034	0.01	0.00	0.00	(0.00)	0.01	0.01
STLUCIE-Payden & Rygel	38376US91	GNR 2017-068 AF	AA+	AAA	Aaa	130,094.15	03/27/2018	05/20/2047	130,338.08	0.00	54.72	(83.91)	130,254.17	130,308.89
									48,753,486.32	0.00	117,843.17	652,516.11	49,406,002.43	49,523,845.60
US TREASURIES														
STLUCIE-PFM	912828U65	UNITED STATES TREASURY	AA+	AAA	Aaa	2,915,000.00	12/12/2019	11/30/2021	2,920,124.03	0.00	4,484.62	37,930.52	2,958,054.55	2,962,539.17
STLUCIE-PFM	912828U65	UNITED STATES TREASURY	AA+	AAA	Aaa	500,000.00	12/23/2019	11/30/2021	500,996.09	0.00	769.23	6,388.91	507,385.00	508,154.23
STLUCIE-PFM	912828SR7	UNITED STATES TREASURY	AA+	AAA	Aaa	620,000.00	01/10/2019	12/15/2021	622,155.47	0.00	760.10	12,594.33	634,749.80	635,509.90
STLUCIE-PFM	912828SV8	UNITED STATES TREASURY	AA+	AAA	Aaa	1,935,000.00	01/31/2019	01/15/2022	1,932,278.91	0.00	22,347.15	50,109.24	1,982,388.15	2,004,735.30
STLUCIE-PFM	912828H86	UNITED STATES TREASURY	AA+	AAA	Aaa	375,000.00	02/11/2019	01/31/2022	364,804.69	0.00	2,353.94	15,760.31	380,565.00	382,918.94
STLUCIE-PFM	9128286C9	UNITED STATES TREASURY	AA+	AAA	Aaa	1,075,000.00	03/06/2019	02/15/2022	1,073,782.23	0.00	10,151.15	29,812.77	1,103,595.00	1,113,746.15
STLUCIE-PFM	9128286M7	UNITED STATES TREASURY	AA+	AAA	Aaa	1,175,000.00	05/03/2019	04/15/2022	1,175,734.38	0.00	5,665.18	31,307.87	1,207,042.25	1,212,707.43
STLUCIE-PFM	912828WZ9	UNITED STATES TREASURY	AA+	AAA	Aaa	200,000.00	04/03/2019	04/30/2022	196,773.44	0.00	599.45	7,570.56	204,344.00	204,943.45
STLUCIE-PFM	912828XR6	UNITED STATES TREASURY	AA+	AAA	Aaa	525,000.00	07/09/2019	05/31/2022	523,892.58	0.00	807.69	13,187.67	537,080.25	537,887.94
STLUCIE-PFM	912828TC8	UNITED STATES TREASURY	AA+	AAA	Aaa	400,000.00	08/05/2019	07/15/2022	400,656.25	0.00	3,233.70	9,343.75	410,000.00	413,233.70
STLUCIE-PFM	912828P24	UNITED STATES TREASURY	AA+	AAA	Aaa	1,325,000.00	06/05/2019	07/31/2022	1,326,242.19	0.00	10,396.57	35,354.31	1,361,596.50	1,371,993.07
STLUCIE-PFM	912828S28	UNITED STATES TREASURY	AA+	AAA	Aaa	400,000.00	10/04/2019	08/31/2022	401,125.00	0.00	2,208.56	8,811.00	409,936.00	412,144.56
STLUCIE-PFM	912828YK0	UNITED STATES TREASURY	AA+	AAA	Aaa	700,000.00	11/04/2019	10/15/2022	697,347.66	0.00	2,062.50	18,241.34	715,589.00	717,651.50
STLUCIE-PFM	912828YK0	UNITED STATES TREASURY	AA+	AAA	Aaa	925,000.00	12/04/2019	10/15/2022	917,990.23	0.00	7,225.45	27,609.52	945,599.75	948,325.20
STLUCIE-Sawgrass	912828YK0	UNITED STATES TREASURY	AA+	AAA	Aaa	210,000.00	09/30/2020	10/15/2022	215,340.23	0.00	618.75	(663.53)	214,676.70	215,295.45
STLUCIE-PFM	912828TY6	UNITED STATES TREASURY	AA+	AAA	Aaa	3,250,000.00	12/12/2019	11/15/2022	3,247,080.08	0.00	6,856.87	93,432.42	3,340,512.50	3,347,369.37
STLUCIE-Payden & Rygel	91282CAX9	UNITED STATES TREASURY	AA+	AAA	Aaa	2,110,000.00	12/01/2020							

**ST. LUCIE COUNTY BOARD OF COUNTY COMMISSIONERS
INVESTMENT PORTFOLIO
AS OF December 31, 2020**

Account	Identifier	Description	S&P Rating	Fitch Rating	Moody's Rating	Current Units	Settle Date	Final Maturity	Book Value	Interest Due	Accrued Balance	Net Unrealized Gain/Loss	Market Value	Market Value + Accrued
STLUCIE-Payden & Rygel	91282CAX9	UNITED STATES TREASURY	AA+	AAA	Aaa	440,000.00	12/15/2020	11/30/2022	440,068.75	0.00	48.35	(15.95)	440,052.80	440,101.15
STLUCIE-Payden & Rygel	91282CAX9	UNITED STATES TREASURY	AA+	AAA	Aaa	140,000.00	12/23/2020	11/30/2022	140,016.41	0.00	15.38	0.39	140,016.80	140,032.18
STLUCIE-PFM	912828YW4	UNITED STATES TREASURY	AA+	AAA	Aaa	300,000.00	12/23/2019	12/15/2022	299,730.47	0.00	227.68	9,035.53	308,766.00	308,993.68
STLUCIE-PFM	912828YW4	UNITED STATES TREASURY	AA+	AAA	Aaa	150,000.00	12/31/2019	12/15/2022	150,052.73	0.00	113.84	4,330.27	154,383.00	154,496.84
STLUCIE-PFM	912828Z29	UNITED STATES TREASURY	AA+	AAA	Aaa	1,250,000.00	02/05/2020	01/15/2023	1,256,152.34	0.00	8,661.68	28,710.16	1,284,862.50	1,293,524.18
STLUCIE-Payden & Rygel	912828Z29	UNITED STATES TREASURY	AA+	AAA	Aaa	1,824,000.00	03/03/2020	01/15/2023	1,857,527.47	0.00	12,639.13	17,343.89	1,874,871.36	1,887,510.49
STLUCIE-PFM	912828P38	UNITED STATES TREASURY	AA+	AAA	Aaa	500,000.00	01/06/2020	01/31/2023	502,050.78	0.00	3,661.68	14,784.22	516,835.00	520,496.68
STLUCIE-PFM	912828Q29	UNITED STATES TREASURY	AA+	AAA	Aaa	1,500,000.00	03/04/2020	03/31/2023	1,530,878.91	0.00	5,748.63	14,826.09	1,545,705.00	1,551,453.63
STLUCIE-PFM	912828ZP8	UNITED STATES TREASURY	AA+	AAA	Aaa	475,000.00	06/05/2020	05/15/2023	473,292.97	0.00	77.09	1,578.78	474,871.75	474,948.84
STLUCIE-Payden & Rygel	912828ZU7	UNITED STATES TREASURY	AA+	AAA	Aaa	2,202,000.00	07/27/2020	06/15/2023	2,207,505.00	0.00	257.10	176.16	2,207,681.16	2,207,938.26
STLUCIE-Payden & Rygel	912828ZU7	UNITED STATES TREASURY	AA+	AAA	Aaa	292,000.00	08/03/2020	06/15/2023	293,019.66	0.00	34.09	(266.30)	292,753.36	292,787.45
STLUCIE-Payden & Rygel	912828ZU7	UNITED STATES TREASURY	AA+	AAA	Aaa	224,000.00	08/05/2020	06/15/2023	224,854.34	0.00	26.15	(276.42)	224,577.92	224,604.07
STLUCIE-Payden & Rygel	912828ZU7	UNITED STATES TREASURY	AA+	AAA	Aaa	514,000.00	08/12/2020	06/15/2023	514,903.52	0.00	60.01	422.60	515,326.12	515,386.13
STLUCIE-Payden & Rygel	912828ZU7	UNITED STATES TREASURY	AA+	AAA	Aaa	94,000.00	08/13/2020	06/15/2023	94,164.87	0.00	10.98	77.65	94,242.52	94,253.50
STLUCIE-Payden & Rygel	912828ZY9	UNITED STATES TREASURY	AA+	AAA	Aaa	612,000.00	09/01/2020	07/15/2023	612,689.22	0.00	353.40	23.14	611,712.36	612,065.76
STLUCIE-Payden & Rygel	91282CAK7	UNITED STATES TREASURY	AA+	AAA	Aaa	884,000.00	10/06/2020	09/15/2023	882,895.00	0.00	329.67	486.20	883,381.20	883,710.87
STLUCIE-Payden & Rygel	91282CAK7	UNITED STATES TREASURY	AA+	AAA	Aaa	630,000.00	10/07/2020	09/15/2023	629,212.50	0.00	234.94	346.50	629,559.00	629,793.94
STLUCIE-PFM	91282CAP6	UNITED STATES TREASURY	AA+	AAA	Aaa	500,000.00	10/15/2020	10/15/2023	499,042.97	0.00	133.93	607.03	499,650.00	499,783.93
STLUCIE-PFM	91282CAP6	UNITED STATES TREASURY	AA+	AAA	Aaa	1,250,000.00	11/06/2020	10/15/2023	1,247,705.08	0.00	334.82	1,419.92	1,249,125.00	1,249,459.82
STLUCIE-PFM	91282CAW1	UNITED STATES TREASURY	AA+	AAA	Aaa	1,120,000.00	12/03/2020	11/15/2023	1,120,831.25	0.00	363.54	2,315.95	1,123,147.20	1,123,510.74
STLUCIE-PFM	91282CAW1	UNITED STATES TREASURY	AA+	AAA	Aaa	500,000.00	12/04/2020	11/15/2023	500,683.59	0.00	162.29	721.41	501,405.00	501,567.29
STLUCIE-Sawgrass	912828U57	UNITED STATES TREASURY	AA+	AAA	Aaa	2,850,000.00	12/12/2019	11/30/2023	2,899,095.70	0.00	5,324.18	114,237.80	3,013,333.50	3,018,657.68
STLUCIE-PFM	91282CBA8	UNITED STATES TREASURY	AA+	AAA	Aaa	350,000.00	12/30/2020	12/15/2023	349,548.83	0.00	20.43	41.67	349,590.50	349,610.93
STLUCIE-Payden & Rygel	91282CBA8	UNITED STATES TREASURY	AA+	AAA	Aaa	4,677,000.00	12/15/2020	12/15/2023	4,665,307.50	0.00	273.04	6,220.41	4,671,527.91	4,671,800.95
STLUCIE-Payden & Rygel	91282CBA8	UNITED STATES TREASURY	AA+	AAA	Aaa	2,258,000.00	12/15/2020	12/15/2023	2,254,614.13	0.00	131.82	744.01	2,255,489.14	2,255,489.96
STLUCIE-Payden & Rygel	91282CBA8	UNITED STATES TREASURY	AA+	AAA	Aaa	2,291,000.00	12/15/2020	12/15/2023	2,285,272.50	0.00	133.75	3,047.03	2,288,319.53	2,288,453.28
STLUCIE-Payden & Rygel	91282CBA8	UNITED STATES TREASURY	AA+	AAA	Aaa	135,200.00	12/31/2020	12/15/2023	135,031.00	0.00	7.89	10.82	135,041.82	135,049.71
STLUCIE-Payden & Rygel	91282CBA8	UNITED STATES TREASURY	AA+	AAA	Aaa	139,800.00	12/31/2020	12/15/2023	139,625.25	0.00	8.16	11.18	139,636.43	139,644.60
STLUCIE-Sawgrass	912828WJ5	UNITED STATES TREASURY	AA+	AAA	Aaa	2,250,000.00	05/31/2019	05/15/2024	2,295,095.42	0.00	7,303.18	129,459.58	2,424,555.00	2,431,858.18
STLUCIE-Sawgrass	912828WJ5	UNITED STATES TREASURY	AA+	AAA	Aaa	750,000.00	07/18/2019	05/15/2024	772,971.26	0.00	2,434.39	35,213.74	808,185.00	810,619.39
STLUCIE-Sawgrass	912828WJ5	UNITED STATES TREASURY	AA+	AAA	Aaa	700,000.00	08/05/2019	05/15/2024	726,471.10	0.00	2,272.10	27,834.90	754,306.00	756,578.10
STLUCIE-Sawgrass	912828WJ5	UNITED STATES TREASURY	AA+	AAA	Aaa	1,000,000.00	08/05/2019	05/15/2024	1,037,933.04	0.00	3,245.86	39,646.96	1,077,580.00	1,080,825.86
STLUCIE-Sawgrass	912828WJ5	UNITED STATES TREASURY	AA+	AAA	Aaa	750,000.00	08/07/2019	05/15/2024	782,639.24	0.00	2,434.39	25,545.76	808,185.00	810,619.39
STLUCIE-Sawgrass	912828WJ5	UNITED STATES TREASURY	AA+	AAA	Aaa	1,100,000.00	08/08/2019	05/15/2024	1,150,406.03	0.00	3,570.44	34,931.97	1,185,338.00	1,188,908.44
STLUCIE-Sawgrass	912828WJ5	UNITED STATES TREASURY	AA+	AAA	Aaa	300,000.00	12/31/2019	11/30/2024	297,316.41	0.00	395.60	17,272.59	314,589.00	314,984.60
STLUCIE-Sawgrass	912828Z1	UNITED STATES TREASURY	AA+	AAA	Aaa	850,000.00	03/13/2020	02/28/2025	939,416.02	0.00	7,942.33	(2,520.52)	936,895.50	944,837.83
STLUCIE-Sawgrass	912828Z1	UNITED STATES TREASURY	AA+	AAA	Aaa	550,000.00	03/19/2020	02/28/2025	602,400.39	0.00	5,139.16	3,826.11	606,226.50	611,365.66
STLUCIE-Sawgrass	912828Z1	UNITED STATES TREASURY	AA+	AAA	Aaa	900,000.00	05/11/2020	02/28/2025	1,004,800.78	0.00	8,409.53	(12,793.78)	992,007.00	1,000,416.53
STLUCIE-Payden & Rygel	912828ZW3	UNITED STATES TREASURY	AA+	AAA	Aaa	3,039,000.00	08/07/2020	06/30/2025	3,045,476.41	0.00	20.99	(14,195.47)	3,031,280.94	3,031,301.93
STLUCIE-Payden & Rygel	912828ZW3	UNITED STATES TREASURY	AA+	AAA	Aaa	1,341,000.00	08/13/2020	06/30/2025	1,337,961.80	0.00	9.26	(367.94)	1,337,593.86	1,337,603.12
STLUCIE-Payden & Rygel	91282CAJ0	UNITED STATES TREASURY	AA+	AAA	Aaa	335,000.00	09/09/2020	08/31/2025	334,646.68	0.00	284.56	(732.08)	333,914.60	334,199.16
STLUCIE-Sawgrass	912828M56	UNITED STATES TREASURY	AA+	AAA	Aaa	2,000,000.00	06/03/2020	11/15/2025	2,202,187.50	0.00	5,842.54	(18,127.50)	2,184,060.00	2,189,902.54
STLUCIE-Sawgrass	912828M56	UNITED STATES TREASURY	AA+	AAA	Aaa	2,500,000.00	12/09/2020	11/15/2025	2,728,515.63	0.00	7,303.18	1,559.37	2,730,075.00	2,737,378.18
STLUCIE-Sawgrass	912828P46	UNITED STATES TREASURY	AA+	AAA	Aaa	2,500,000.00	07/21/2020	02/15/2026	2,678,808.60	0.00	15,344.77	(19,833.60)	2,658,975.00	2,674,319.77
STLUCIE-Sawgrass	912828P46	UNITED STATES TREASURY	AA+	AAA	Aaa	2,500,000.00	10/05/2020	02/15/2026	2,672,851.58	0.00	15,344.77	(13,876.58)	2,658,975.00	2,674,319.77
									71,594,706.96	0.00	202,980.52	852,153.57	72,446,860.53	72,649,841.05

SUPRANATIONAL AGENCIES

STLUCIE-Payden & Rygel	045167EW9	ASIAN DEVELOPMENT BANK	AAA	AAA	Aaa	610,000.00	09/03/2020	09/03/2025	607,291.60	0.00	749.79	701.50	607,993.10	608,742.89
STLUCIE-PFM	00828ECZ0	AFRICAN DEVELOPMENT BANK	AAA	AAA	Aaa	225,000.00	03/22/2018	03/22/2021	224,768.25	0.00	1,624.22	1,365.75	226,134.00	227,758.22
STLUCIE-Payden & Rygel	00828EDF3	AFRICAN DEVELOPMENT BANK	AAA	AAA	Aaa	170,000.00	12/06/2018	12/06/2021	169,850.40	0.00	354.17	4,549.20	174,399.60	174,753.77
STLUCIE-Payden & Rygel	4581X0CV6	INTER-AMERICAN DEVELOPMENT BANK	NA	AAA	Aaa	1,200,000.00	01/18/2017	01/18/2022	1,198,524.00	0.00	11,545.83	24,720.00	1,223,244.00	1,234,789.83
STLUCIE-PFM	045167ET6	ASIAN DEVELOPMENT BANK	AAA	AAA	Aaa	980,000.00	04/07/2020	04/07/2022	979,108.20	0.00	1,429.17	6,183.80	985,292.00	986,721.17
STLUCIE-PFM	459058GU1	INTERNATIONAL BANK FOR RECONSTRUCTION AND DE	AAA	NA	Aaa	300,000.00	05/29/2019	07/01/2022	298,899.00	0.00	3,187.50	9,792.00	308,691.00	311,878.50
STLUCIE-Payden & Rygel	4581X0CZ9	INTER-AMERICAN DEVELOPMENT BANK	AAA	AAA	Aaa	600,000.00	09/14/2017	09/14/2022	597,888.00	0.00	3,120.83	18,162.00	616,050.00	619,170.83
STLUCIE-PFM	00828EEA3	AFRICAN DEVELOPMENT BANK	AAA	AAA	Aaa	425,000.00	09/18/2019	09/16/2022	424,332.75	0.00	2,014.32	10,739.75	435,072.50	437,086.82
STLUCIE-Payden & Rygel	00828EEA3	AFRICAN DEVELOPMENT BANK	AAA	AAA	Aaa	230,000.00	09/18/2019	09/16/2022	229,638.90	0.00	1,090.10	5,812.10	235,451.00	236,541.10
STLUCIE-PFM	045167ES8	ASIAN DEVELOPMENT BANK	AAA	AAA	Aaa	525,000.00	01/24/2020	01/24/2023	524,753.25	0.00	3,720.57	15,303.75	540,057.00	543,777.57
STLUCIE-Payden & Rygel	45905SU4	INTERNATIONAL BANK FOR RECONSTRUCTION AND DE	AAA	NA	Aaa	530,000.00	01/28/2020	01/27/2023	530,000.00	0.00	3,967.64	477.00	530,477.00	534,444.64
STLUCIE-PFM	008281BC0	AFRICAN DEVELOPMENT BANK	AAA	AAA	Aaa	1,200,000.00	04/03/2020	04/03/2023	1,198,332.00	0.00	2,200.00	15,924.00	1,214,256.00	1,216,456.00
STLUCIE-PFM	4581X0DM7	INTER-AMERICAN DEVELOPMENT BANK	AAA	NA	Aaa	475,000.00	04/24/2020	05/24/2023	474,838.50	0.00	244.10	3,291.75	478,130.25	478,374.35
STLUCIE-Payden & Rygel	4581X0DM7	INTER-AMERICAN DEVELOPMENT BANK	AAA	NA	Aaa	180,000.00	04/24/2020	05/24/2023	179,938.80	0.00	92.50	1,247.40	181,186.20	181,278.70
STLUCIE-PFM	045167EV1	ASIAN DEVELOPMENT BANK	AAA	AAA	Aaa	510,000.00	07/14/2020	07/14/2023	509,148.30	0.00	591.46	1,315.80	510,464.10	511,055.56
STLUCIE-Payden & Rygel	45905KCP3	INTERNATIONAL FINANCE CORP	AAA	NA	Aaa	250,000.00	07/31/2018	07/31/2023	248,812.50	0.00	3,015.81	17,982.50	266,795.00	269,810.81
STLUCIE-PFM	045167EX7	ASIAN DEVELOPMENT BANK	AAA	AAA	Aaa	525,000.00	10/06/2020	10/06/2023	524,438.25	0.00	309.90	(52.50)	524,385.75	524,695.65
STLUCIE-Payden & Rygel	045167EX7	ASIAN DEVELOPMENT BANK	AAA	AAA	Aaa	400,000.00	10/06/2020	10/06/2023	399,572.00	0.00	236.11	(40.00)	399,532.00	399,768.11
STLUCIE-Payden & Rygel	4581X0DP0	INTER-AMERICAN DEVELOPMENT BANK	AAA	NA	Aaa	330,000.00	09/02/2020							

**ST. LUCIE COUNTY BOARD OF COUNTY COMMISSIONERS
INVESTMENT PORTFOLIO
AS OF December 31, 2020**

Account	Identifier	Description	S&P	Fitch	Moody's	Current Units	Settle Date	Final Maturity	Book Value	Interest Due	Accrued	Net Unrealized	Market Value +	
			Rating	Rating	Rating						Balance	Gain/Loss	Market Value	Accrued
STLUCIE-Payden & Rygel	45950KCR9	INTERNATIONAL FINANCE CORP	AAA	NA	Aaa	500,000.00	10/16/2019	10/16/2024	498,535.00	0.00	1,432.29	21,280.00	519,815.00	521,247.29
									10,816,704.50	0.00	41,371.17	161,104.80	10,977,809.30	11,019,180.47
ASSET BACKED SECURITIES														
STLUCIE-Payden & Rygel	98162CAD3	WOLS 2018-B A3	NA	AAA	Aaa	118,105.10	09/19/2018	12/15/2021	118,095.69	0.00	167.45	405.07	118,500.75	118,668.20
STLUCIE-Payden & Rygel	02007MAE0	ALLYA 2018-1 A3	AAA	AAA	NA	64,958.62	08/03/2018	06/15/2022	64,339.48	0.00	67.85	795.17	65,134.66	65,202.50
STLUCIE-Payden & Rygel	43815HAC1	HAROT 2018-3 A3	NA	AAA	Aaa	157,954.15	08/28/2018	08/22/2022	157,932.48	0.00	129.43	1,893.43	159,825.91	159,955.35
STLUCIE-Payden & Rygel	92867XAD8	VWALT 2019-A A3	AAA	AAA	NA	100,000.00	10/04/2019	11/21/2022	99,998.42	0.00	60.81	1,488.58	101,487.00	101,547.81
STLUCIE-Payden & Rygel	14315EAC4	CARMX 2018-4 A3	AAA	AAA	NA	179,729.10	10/24/2018	09/15/2023	179,727.45	0.00	268.40	3,788.54	183,515.99	183,784.39
STLUCIE-Payden & Rygel	34533FAD3	FORDO 2019-A A3	NA	AAA	Aaa	280,000.00	03/22/2019	09/15/2023	279,952.88	0.00	345.96	4,885.52	284,838.40	285,184.36
STLUCIE-Payden & Rygel	92347YAA2	VZOT 2019-A A1A	AAA	AAA	Aaa	270,000.00	03/13/2019	09/20/2023	269,946.00	0.00	241.73	5,292.00	275,238.00	275,479.73
STLUCIE-Payden & Rygel	14042WAC4	COPAR 2019-1 A3	AAA	AAA	Aaa	140,000.00	05/30/2019	11/15/2023	139,971.64	0.00	156.18	2,426.56	142,398.20	142,554.38
STLUCIE-Payden & Rygel	98163EAD8	WOART 2018-B A3	AAA	AAA	NA	200,019.12	08/01/2018	11/15/2023	200,000.44	0.00	278.25	3,381.00	203,381.45	203,659.69
STLUCIE-Payden & Rygel	14315NAC4	CARMX 2019-1 A3	AAA	AAA	NA	329,969.46	01/23/2019	03/15/2024	329,932.15	0.00	447.29	7,197.65	337,129.80	337,577.09
STLUCIE-Payden & Rygel	80285RAD0	SDART 2020-2 A3	NA	AAA	Aaa	120,000.00	07/22/2020	04/15/2024	119,986.19	0.00	35.73	407.41	120,393.60	120,429.33
STLUCIE-Payden & Rygel	92348AA3	VZOT 2019-C A1A	AAA	AAA	NA	190,000.00	10/08/2019	04/22/2024	189,985.35	0.00	112.63	4,090.15	194,075.50	194,188.13
STLUCIE-Payden & Rygel	02007RAC3	ALLYA 2019-3 A3	AAA	NA	Aaa	80,000.00	09/17/2019	05/15/2024	79,997.74	0.00	68.62	1,287.86	81,285.60	81,354.22
STLUCIE-Payden & Rygel	14043TAF3	COPAR 2019-2 A3	AAA	AAA	NA	310,000.00	09/18/2019	05/15/2024	309,982.58	0.00	264.53	5,591.22	315,573.80	315,838.33
STLUCIE-Payden & Rygel	26208VAD8	DRIVE 2020-2 A3	AAA	NA	Aaa	80,000.00	06/17/2020	05/15/2024	79,996.94	0.00	29.51	402.26	80,399.20	80,428.71
STLUCIE-Payden & Rygel	80285WAD9	SDART 2020-3	NA	AAA	Aaa	330,000.00	09/23/2020	07/15/2024	329,968.45	0.00	76.27	843.35	330,811.80	330,888.07
STLUCIE-Payden & Rygel	36259PAE6	GMALT 2020-2 A4	AAA	NA	Aaa	100,000.00	06/17/2020	07/22/2024	99,983.75	0.00	30.86	1,358.25	101,342.00	101,372.86
STLUCIE-Payden & Rygel	14315PAD7	CARMX 2019-3 A3	AAA	AAA	NA	90,000.00	07/30/2019	08/15/2024	89,987.91	0.00	87.20	2,252.19	92,240.10	92,327.30
STLUCIE-Payden & Rygel	36258NAC6	GMCAR 2020-1 A3	AAA	NA	Aaa	250,000.00	01/15/2020	09/16/2024	249,941.13	0.00	191.67	5,473.87	255,415.00	255,606.67
STLUCIE-Payden & Rygel	92868JAD8	VALET 2020-1 A3	NA	AAA	Aaa	540,000.00	05/19/2020	11/20/2024	539,963.12	0.00	161.70	5,696.08	545,659.20	545,820.90
STLUCIE-Payden & Rygel	14315XAC2	CARMX 2020-1 A3	AAA	AAA	NA	130,000.00	01/22/2020	12/16/2024	129,974.49	0.00	109.20	3,387.31	133,361.80	133,471.00
STLUCIE-Payden & Rygel	65478AE9	NALT 2019-B A4	AAA	NA	Aaa	130,000.00	07/24/2019	04/15/2025	129,970.93	0.00	132.31	2,350.87	132,321.80	132,454.11
STLUCIE-Payden & Rygel	65479NAE4	NALT 2020-A A4	AAA	NA	Aaa	110,000.00	01/27/2020	04/15/2025	109,995.94	0.00	91.91	2,413.06	112,409.00	112,500.91
STLUCIE-Payden & Rygel	98163MAD0	WOART 2020-A A3	AAA	AAA	NA	380,000.00	03/11/2020	04/15/2025	379,915.68	0.00	185.78	5,597.92	385,513.60	385,399.38
STLUCIE-Payden & Rygel	03066PAC3	AMCAR 2020-3 A3	NA	NA	Aaa	500,000.00	11/24/2020	06/18/2025	499,932.50	0.00	95.69	1,212.50	501,145.00	501,240.69
STLUCIE-Payden & Rygel	98163DAD0	WOSAT 2020-A A3	AAA	AAA	NA	130,000.00	09/16/2020	07/15/2025	129,992.80	0.00	31.78	408.90	130,401.70	130,433.48
STLUCIE-Payden & Rygel	34533GAE9	FORDO 2020-B A4	AAA	AAA	NA	100,000.00	06/19/2020	11/15/2025	99,997.70	0.00	35.11	1,282.30	101,280.00	101,315.11
STLUCIE-Payden & Rygel	362590AD3	GMCAR 2020-3 A4	NA	AAA	Aaa	140,000.00	08/19/2020	01/16/2026	139,998.52	0.00	33.83	595.08	140,593.60	140,627.43
STLUCIE-Payden & Rygel	58769EAD0	MBALT 2020-B A4	AAA	AAA	NA	330,000.00	09/23/2020	06/15/2026	329,956.67	0.00	73.33	1,124.73	331,181.40	331,254.73
STLUCIE-Payden & Rygel	58769VAD2	MERCEDES-BENZ AUTO RECEIVABLES TRUST 2020-1	AAA	AAA	NA	210,000.00	06/23/2020	10/15/2026	209,994.16	0.00	71.87	2,672.84	212,667.00	212,738.87
STLUCIE-Payden & Rygel	98163CAF7	WOART 20C A4	AAA	AAA	NA	160,000.00	08/19/2020	10/15/2026	159,979.98	0.00	43.38	1,373.62	161,353.60	161,396.98
STLUCIE-Payden & Rygel	12597PAD0	CNH 2020-A A4	AAA	NA	Aaa	160,000.00	05/27/2020	04/15/2027	159,969.54	0.00	107.38	4,827.26	164,796.80	164,904.18
STLUCIE-Payden & Rygel	09661RAE1	BMWOT 2020-A A4	AAA	AAA	NA	190,000.00	07/15/2020	04/26/2027	189,947.16	0.00	19.63	1,249.84	191,197.00	191,216.63
STLUCIE-Payden & Rygel	47787NAD1	JDOT 2020-B A4	NA	AAA	Aaa	150,000.00	07/22/2020	06/15/2027	149,953.19	0.00	48.00	1,425.31	151,378.50	151,426.50
									6,749,269.06	0.00	4,301.26	88,677.70	6,837,946.76	6,842,248.01
EQUITIES & EXCHANGE TRADED FUNDS														
STLUCIE-Equities Sawgrass	000360206	AAON ORD	NA	NA	NA	60.00	06/02/2020	---	3,266.33	0.00	0.00	731.47	3,997.80	3,997.80
STLUCIE-Equities Sawgrass	000360206	AAON ORD	NA	NA	NA	40.00	08/28/2020	---	2,335.03	0.00	0.00	330.17	2,665.20	2,665.20
STLUCIE-Equities Sawgrass	000360206	AAON ORD	NA	NA	NA	20.00	10/22/2020	---	1,231.92	0.00	0.00	100.68	1,332.60	1,332.60
STLUCIE-Equities Sawgrass	000360206	AAON ORD	NA	NA	NA	35.00	11/20/2020	---	2,346.59	0.00	0.00	(14.54)	2,332.05	2,332.05
STLUCIE-Equities Sawgrass	000360206	AAON ORD	NA	NA	NA	65.00	12/08/2020	---	4,080.02	0.00	0.00	250.93	4,330.95	4,330.95
STLUCIE-Equities Sawgrass	00090Q103	ADT ORD	NA	NA	NA	176.00	03/31/2020	---	799.39	6.16	0.00	582.21	1,381.60	1,381.60
STLUCIE-Equities Sawgrass	00090Q103	ADT ORD	NA	NA	NA	21.00	07/01/2020	---	163.06	0.74	0.00	1.79	164.85	164.85
STLUCIE-Equities Sawgrass	00164V103	AMC NETWORKS CL A ORD	NA	NA	NA	34.00	02/28/2020	---	1,023.74	0.00	0.00	192.44	1,216.18	1,216.18
STLUCIE-Equities Sawgrass	00164V103	AMC NETWORKS CL A ORD	NA	NA	NA	16.00	07/01/2020	---	378.72	0.00	0.00	193.60	572.32	572.32
STLUCIE-Equities Sawgrass	00164V103	AMC NETWORKS CL A ORD	NA	NA	NA	6.00	09/29/2020	---	144.42	0.00	0.00	70.20	214.62	214.62
STLUCIE-Equities Sawgrass	00164V103	AMC NETWORKS CL A ORD	NA	NA	NA	1.00	12/31/2020	---	34.52	0.00	0.00	1.25	35.77	35.77
STLUCIE-Equities Sawgrass	00187Y100	API GROUP ORD	NA	NA	NA	140.00	11/27/2020	---	2,237.90	0.00	0.00	303.10	2,541.00	2,541.00
STLUCIE-Equities Sawgrass	00187Y100	API GROUP ORD	NA	NA	NA	190.00	01/05/2021	---	3,437.33	0.00	0.00	11.17	3,448.50	3,448.50
STLUCIE-Equities Sawgrass	00206R102	AT&T ORD	NA	NA	NA	217.00	07/22/2016	---	9,287.60	0.00	0.00	(3,046.68)	6,240.92	6,240.92
STLUCIE-Equities Sawgrass	00206R102	AT&T ORD	NA	NA	NA	800.00	12/08/2016	---	31,088.00	0.00	0.00	(8,080.00)	23,008.00	23,008.00
STLUCIE-Equities Sawgrass	00206R102	AT&T ORD	NA	NA	NA	450.00	12/09/2016	---	17,545.50	0.00	0.00	(4,603.50)	12,942.00	12,942.00
STLUCIE-Equities Sawgrass	00206R102	AT&T ORD	NA	NA	NA	25.00	07/19/2019	---	837.75	0.00	0.00	(118.75)	719.00	719.00
STLUCIE-Equities Sawgrass	00206R102	AT&T ORD	NA	NA	NA	123.00	09/13/2019	---	4,698.60	0.00	0.00	(1,161.12)	3,537.48	3,537.48
STLUCIE-Equities Sawgrass	00206R102	AT&T ORD	NA	NA	NA	600.00	09/16/2019	---	22,944.00	0.00	0.00	(5,688.00)	17,256.00	17,256.00
STLUCIE-Equities Sawgrass	00287Y109	ABBVIE ORD	NA	NA	NA	529.00	02/04/2019	---	42,700.78	0.00	0.00	13,981.57	56,682.35	56,682.35
STLUCIE-Equities Sawgrass	00287Y109	ABBVIE ORD	NA	NA	NA	1,060.00	05/02/2019	---	84,324.06	0.00	0.00	29,254.94	113,579.00	113,579.00
STLUCIE-Equities Sawgrass	00287Y109	ABBVIE ORD	NA	NA	NA	120.00	09/26/2019	---	8,745.86	0.00	0.00	4,112.14	12,858.00	12,858.00
STLUCIE-Equities Sawgrass	00287Y109	ABBVIE ORD	NA	NA	NA	830.00	07/07/2020	---	82,116.88	0.00	0.00	6,817.62	88,934.50	88,934.50
STLUCIE-Equities Sawgrass	00287Y109	ABBVIE ORD	NA	NA	NA	360.00	07/17/2020	---	35,877.67	0.00	0.00	2,696.33	38,574.00	38,574.00
STLUCIE-Equities Sawgrass	00401C108	ACACIA COMMUNICATIONS ORD	NA	NA	NA	13.00	07/01/2020	---	886.73	0.00	0.00	61.75	948.48	948.48
STLUCIE-Equities Sawgrass	00401C108	ACACIA COMMUNICATIONS ORD	NA	NA	NA	9.00	09/29/2020	---	610.70	0.00	0.0			

**ST. LUCIE COUNTY BOARD OF COUNTY COMMISSIONERS
INVESTMENT PORTFOLIO
AS OF December 31, 2020**

Account	Identifier	Description	S&P Rating	Fitch Rating	Moody's Rating	Current Units	Settle Date	Final Maturity	Book Value	Interest Due	Accrued Balance	Net Unrealized Gain/Loss	Market Value	Market Value + Accrued
STLUCIE-Equities Sawgrass	005098108	ACUSHNET HOLDINGS ORD	NA	NA	NA	60.00	11/27/2020	---	2,280.05	0.00	0.00	152.35	2,432.40	2,432.40
STLUCIE-Equities Sawgrass	005098108	ACUSHNET HOLDINGS ORD	NA	NA	NA	80.00	01/04/2021	---	3,278.14	0.00	0.00	(34.94)	3,243.20	3,243.20
STLUCIE-Equities Sawgrass	00653Q102	ADAPTHEALTH CL A ORD	NA	NA	NA	145.00	09/11/2020	---	3,265.08	0.00	0.00	2,181.12	5,446.20	5,446.20
STLUCIE-Equities Sawgrass	00653Q102	ADAPTHEALTH CL A ORD	NA	NA	NA	80.00	11/27/2020	---	2,280.29	0.00	0.00	724.51	3,004.80	3,004.80
STLUCIE-Equities Sawgrass	00653Q102	ADAPTHEALTH CL A ORD	NA	NA	NA	80.00	01/04/2021	---	3,033.52	0.00	0.00	(28.72)	3,004.80	3,004.80
STLUCIE-Equities Sawgrass	006739106	ADDUS HOMECARE ORD	NA	NA	NA	6.00	02/28/2020	---	563.34	0.00	0.00	139.20	702.54	702.54
STLUCIE-Equities Sawgrass	006739106	ADDUS HOMECARE ORD	NA	NA	NA	10.00	06/01/2020	---	982.61	0.00	0.00	188.29	1,170.90	1,170.90
STLUCIE-Equities Sawgrass	00724F101	ADOBE ORD	NA	NA	NA	15.00	04/30/2020	---	5,047.05	0.00	0.00	2,454.75	7,501.80	7,501.80
STLUCIE-Equities Sawgrass	00724F101	ADOBE ORD	NA	NA	NA	5.00	09/23/2020	---	2,357.18	0.00	0.00	143.42	2,500.60	2,500.60
STLUCIE-Equities Sawgrass	00922R105	AIR TRANSPORT SERVICES GROUP ORD	NA	NA	NA	53.00	12/31/2020	---	1,632.43	0.00	0.00	28.59	1,661.02	1,661.02
STLUCIE-Equities Sawgrass	00971T101	AKAMAI TECHNOLOGIES ORD	NA	NA	NA	613.00	11/26/2019	---	53,812.70	0.00	0.00	10,546.17	64,358.87	64,358.87
STLUCIE-Equities Sawgrass	00971T101	AKAMAI TECHNOLOGIES ORD	NA	NA	NA	510.00	03/18/2020	---	41,051.89	0.00	0.00	12,493.01	53,544.90	53,544.90
STLUCIE-Equities Sawgrass	00971T101	AKAMAI TECHNOLOGIES ORD	NA	NA	NA	380.00	06/03/2020	---	40,313.14	0.00	0.00	(416.94)	39,896.20	39,896.20
STLUCIE-Equities Sawgrass	00971T101	AKAMAI TECHNOLOGIES ORD	NA	NA	NA	520.00	07/17/2020	---	58,578.62	0.00	0.00	(3,983.82)	54,594.80	54,594.80
STLUCIE-Equities Sawgrass	00971T101	AKAMAI TECHNOLOGIES ORD	NA	NA	NA	680.00	10/30/2020	---	66,355.15	0.00	0.00	5,038.05	71,393.20	71,393.20
STLUCIE-Equities Sawgrass	011642105	ALARMCOM HOLDINGS ORD	NA	NA	NA	40.00	09/25/2020	---	2,242.92	0.00	0.00	1,895.08	4,138.00	4,138.00
STLUCIE-Equities Sawgrass	011642105	ALARMCOM HOLDINGS ORD	NA	NA	NA	35.00	11/19/2020	---	2,454.90	0.00	0.00	1,165.85	3,620.75	3,620.75
STLUCIE-Equities Sawgrass	011642105	ALARMCOM HOLDINGS ORD	NA	NA	NA	30.00	11/27/2020	---	2,123.95	0.00	0.00	979.55	3,103.50	3,103.50
STLUCIE-Equities Sawgrass	015351109	ALEXION PHARMACEUTICALS ORD	NA	NA	NA	160.00	10/30/2020	---	18,500.62	0.00	0.00	6,497.78	24,998.40	24,998.40
STLUCIE-Equities Sawgrass	015351109	ALEXION PHARMACEUTICALS ORD	NA	NA	NA	590.00	11/17/2020	---	75,539.59	0.00	0.00	16,642.01	92,181.60	92,181.60
STLUCIE-Equities Sawgrass	01973R101	ALLISON TRANSMISSION HOLDINGS ORD	NA	NA	NA	30.00	02/28/2020	---	1,262.55	0.00	0.00	31.35	1,293.90	1,293.90
STLUCIE-Equities Sawgrass	01973R101	ALLISON TRANSMISSION HOLDINGS ORD	NA	NA	NA	19.00	03/31/2020	---	617.50	0.00	0.00	201.97	819.47	819.47
STLUCIE-Equities Sawgrass	01973R101	ALLISON TRANSMISSION HOLDINGS ORD	NA	NA	NA	2.00	07/01/2020	---	73.35	0.00	0.00	12.91	86.26	86.26
STLUCIE-Equities Sawgrass	01973R101	ALLISON TRANSMISSION HOLDINGS ORD	NA	NA	NA	5.00	09/29/2020	---	170.72	0.00	0.00	44.93	215.65	215.65
STLUCIE-Equities Sawgrass	01973R101	ALLISON TRANSMISSION HOLDINGS ORD	NA	NA	NA	6.00	12/31/2020	---	257.94	0.00	0.00	0.84	258.78	258.78
STLUCIE-Equities Sawgrass	020002101	ALLSTATE ORD	NA	NA	NA	799.00	05/05/2017	---	65,236.67	431.46	0.00	22,597.40	87,834.07	87,834.07
STLUCIE-Equities Sawgrass	020002101	ALLSTATE ORD	NA	NA	NA	86.00	06/04/2018	---	8,071.96	46.44	0.00	1,382.02	9,453.98	9,453.98
STLUCIE-Equities Sawgrass	02079K107	ALPHABET CL C ORD	NA	NA	NA	29.00	06/29/2020	---	41,277.92	0.00	0.00	9,526.60	50,804.52	50,804.52
STLUCIE-Equities Sawgrass	02079K107	ALPHABET CL C ORD	NA	NA	NA	5.00	08/26/2020	---	7,958.50	0.00	0.00	800.90	8,759.40	8,759.40
STLUCIE-Equities Sawgrass	02079K305	ALPHABET CL A ORD	NA	NA	NA	40.00	03/16/2020	---	44,779.64	0.00	0.00	25,325.96	70,105.60	70,105.60
STLUCIE-Equities Sawgrass	02079K305	ALPHABET CL A ORD	NA	NA	NA	20.00	03/18/2020	---	22,066.87	0.00	0.00	12,985.93	35,052.80	35,052.80
STLUCIE-Equities Sawgrass	021369103	ALTAIR ENGINEERING CL A ORD	NA	NA	NA	80.00	12/08/2020	---	4,301.02	0.00	0.00	353.38	4,654.40	4,654.40
STLUCIE-Equities Sawgrass	023135106	AMAZON COM ORD	NA	NA	NA	24.00	04/08/2020	---	46,474.04	0.00	0.00	31,692.28	78,166.32	78,166.32
STLUCIE-Equities Sawgrass	023436108	AMEDISYS ORD	NA	NA	NA	11.00	04/20/2020	---	2,339.51	0.00	0.00	887.12	3,226.63	3,226.63
STLUCIE-Equities Sawgrass	023436108	AMEDISYS ORD	NA	NA	NA	10.00	05/01/2020	---	1,929.07	0.00	0.00	1,004.23	2,933.30	2,933.30
STLUCIE-Equities Sawgrass	023436108	AMEDISYS ORD	NA	NA	NA	10.00	10/22/2020	---	2,491.90	0.00	0.00	441.40	2,933.30	2,933.30
STLUCIE-Equities Sawgrass	02665T306	AMERICAN HOMES 4 RENT CL A REIT ORD	NA	NA	NA	41.00	07/01/2020	---	1,093.47	2.05	0.00	136.53	1,230.00	1,230.00
STLUCIE-Equities Sawgrass	02665T306	AMERICAN HOMES 4 RENT CL A REIT ORD	NA	NA	NA	9.00	12/31/2020	---	267.30	0.45	0.00	2.70	270.00	270.00
STLUCIE-Equities Sawgrass	02913V103	AMERICAN PUBLIC EDUCATION ORD	NA	NA	NA	70.00	11/27/2020	---	2,259.63	0.00	0.00	(126.03)	2,133.60	2,133.60
STLUCIE-Equities Sawgrass	03027X100	AMERICAN TOWER REIT	NA	NA	NA	20.00	06/05/2020	---	5,350.00	24.20	0.00	(860.80)	4,489.20	4,489.20
STLUCIE-Equities Sawgrass	03073E105	AMERISOURCEBERGEN ORD	NA	NA	NA	299.00	06/08/2018	---	25,999.40	0.00	0.00	3,230.84	29,230.24	29,230.24
STLUCIE-Equities Sawgrass	03073E105	AMERISOURCEBERGEN ORD	NA	NA	NA	250.00	07/19/2018	---	21,790.68	0.00	0.00	2,649.32	24,440.00	24,440.00
STLUCIE-Equities Sawgrass	03073E105	AMERISOURCEBERGEN ORD	NA	NA	NA	81.00	09/13/2019	---	7,128.00	0.00	0.00	790.56	7,918.56	7,918.56
STLUCIE-Equities Sawgrass	031162100	AMGEN ORD	NA	NA	NA	207.00	02/04/2019	---	38,703.53	0.00	0.00	8,889.91	47,593.44	47,593.44
STLUCIE-Equities Sawgrass	031162100	AMGEN ORD	NA	NA	NA	480.00	09/04/2019	---	99,661.63	0.00	0.00	10,699.97	110,361.60	110,361.60
STLUCIE-Equities Sawgrass	031162100	AMGEN ORD	NA	NA	NA	60.00	09/26/2019	---	11,844.25	0.00	0.00	1,950.95	13,795.20	13,795.20
STLUCIE-Equities Sawgrass	031162100	AMGEN ORD	NA	NA	NA	220.00	05/21/2020	---	50,421.45	0.00	0.00	160.95	50,582.40	50,582.40
STLUCIE-Equities Sawgrass	031162100	AMGEN ORD	NA	NA	NA	290.00	05/22/2020	---	66,268.05	0.00	0.00	408.75	66,676.80	66,676.80
STLUCIE-Equities Sawgrass	031162100	AMGEN ORD	NA	NA	NA	150.00	05/28/2020	---	33,758.51	0.00	0.00	729.49	34,488.00	34,488.00
STLUCIE-Equities Sawgrass	031162100	AMGEN ORD	NA	NA	NA	140.00	06/18/2020	---	31,635.23	0.00	0.00	553.57	32,188.80	32,188.80
STLUCIE-Equities Sawgrass	031652100	AMKOR TECHNOLOGY ORD	NA	NA	NA	73.00	07/08/2020	---	917.61	2.92	0.00	183.23	1,100.84	1,100.84
STLUCIE-Equities Sawgrass	031652100	AMKOR TECHNOLOGY ORD	NA	NA	NA	35.00	09/29/2020	---	383.44	1.40	0.00	527.80	527.80	527.80
STLUCIE-Equities Sawgrass	031652100	AMKOR TECHNOLOGY ORD	NA	NA	NA	24.00	12/31/2020	---	356.28	0.00	0.00	5.64	361.92	361.92
STLUCIE-Equities Sawgrass	037833100	APPLE ORD	NA	NA	NA	1,520.00	03/10/2020	---	107,587.50	0.00	0.00	94,101.30	201,688.80	201,688.80
STLUCIE-Equities Sawgrass	037833100	APPLE ORD	NA	NA	NA	800.00	03/11/2020	---	54,831.00	0.00	0.00	51,321.00	106,152.00	106,152.00
STLUCIE-Equities Sawgrass	037833100	APPLE ORD	NA	NA	NA	20.00	04/30/2020	---	1,406.23	0.00	0.00	1,247.57	2,653.80	2,653.80
STLUCIE-Equities Sawgrass	039653100	ARCOSA ORD	NA	NA	NA	5.00	02/07/2020	---	230.19	0.00	0.00	44.46	274.65	274.65
STLUCIE-Equities Sawgrass	039653100	ARCOSA ORD	NA	NA	NA	50.00	02/13/2020	---	2,318.19	0.00	0.00	428.31	2,746.50	2,746.50
STLUCIE-Equities Sawgrass	039653100	ARCOSA ORD	NA	NA	NA	70.00	02/18/2020	---	3,336.90	0.00	0.00	508.20	3,845.10	3,845.10
STLUCIE-Equities Sawgrass	039653100	ARCOSA ORD	NA	NA	NA	50.00	03/03/2020	---	2,137.03	0.00	0.00	609.47	2,746.50	2,746.50
STLUCIE-Equities Sawgrass	039653100	ARCOSA ORD	NA	NA	NA	40.00	04/03/2020	---	1,468.51	0.00	0.00	728.69	2,197.20	2,197.20
STLUCIE-Equities Sawgrass	039653100	ARCOSA ORD	NA	NA	NA	60.00	04/17/2020	---	2,381.00	0.00	0.00	914.80	3,295.80	3,295.80
STLUCIE-Equities Sawgrass	039653100	ARCOSA ORD	NA	NA	NA	60.00	05/29/2020	---	2,363.09	0.00	0.00	932.71	3,295.80	3,295.80
STLUCIE-Equities Sawgrass	039653100	ARCOSA ORD	NA	NA	NA	30.00	06/05/2020	---	1,234.87	0.00	0.00	413.03	1,647.90	1,647.90
STLUCIE-Equities Sawgrass	039653100	ARCOSA ORD	NA	NA	NA	50.00	06/22/2020	---	2,056.75	0.00	0.00	689.75	2,746.50	2,746.50
STLUCIE-Equities Sawgrass	039653100	ARCOSA ORD	NA	NA	NA	10.00	10/22/2020	---	494.05	0.00	0.00	55.25	549.30	549.30
STLUCIE-Equities Sawgrass	042735100	ARROW ELECTRONICS ORD	NA	NA	NA	24.00	02/28/2020	---	1,719.04	0.00	0.00	616.16	2,335.20	2,335.20
STLUCIE-Equities Sawgrass	042735100	ARROW ELECTRONICS ORD	NA	NA	NA	1.00	12/31/2020	---	96.76	0.00	0.00	0.54	97.30	97.30

**ST. LUCIE COUNTY BOARD OF COUNTY COMMISSIONERS
INVESTMENT PORTFOLIO
AS OF December 31, 2020**

Account	Identifier	Description	S&P Rating	Fitch Rating	Moody's Rating	Current Units	Settle Date	Final Maturity	Book Value	Interest Due	Accrued Balance	Net Unrealized Gain/Loss	Market Value	Market Value + Accrued
STLUCIE-Equities Sawgrass	04316A108	ARTISAN PARTNERS ASSET MGMT CL A ORD	NA	NA	NA	41.00	02/28/2020	---	1,275.72	0.00	0.00	788.23	2,063.94	2,063.94
STLUCIE-Equities Sawgrass	04316A108	ARTISAN PARTNERS ASSET MGMT CL A ORD	NA	NA	NA	2.00	12/31/2020	---	98.24	0.00	0.00	2.44	100.68	100.68
STLUCIE-Equities Sawgrass	043436104	ASBURY AUTOMOTIVE GROUP ORD	NA	NA	NA	10.00	09/13/2019	---	1,024.20	0.00	0.00	433.20	1,457.40	1,457.40
STLUCIE-Equities Sawgrass	043436104	ASBURY AUTOMOTIVE GROUP ORD	NA	NA	NA	20.00	10/18/2019	---	2,012.93	0.00	0.00	901.87	2,914.80	2,914.80
STLUCIE-Equities Sawgrass	043436104	ASBURY AUTOMOTIVE GROUP ORD	NA	NA	NA	30.00	09/08/2020	---	3,146.23	0.00	0.00	1,225.97	4,372.20	4,372.20
STLUCIE-Equities Sawgrass	043436104	ASBURY AUTOMOTIVE GROUP ORD	NA	NA	NA	20.00	10/22/2020	---	2,395.16	0.00	0.00	519.64	2,914.80	2,914.80
STLUCIE-Equities Sawgrass	053332102	AUTOZONE ORD	NA	NA	NA	53.00	10/16/2019	---	57,681.41	0.00	0.00	5,146.91	62,828.32	62,828.32
STLUCIE-Equities Sawgrass	05352A100	AVANTOR ORD	NA	NA	NA	65.00	02/28/2020	---	1,067.63	0.00	0.00	762.12	1,829.75	1,829.75
STLUCIE-Equities Sawgrass	05352A100	AVANTOR ORD	NA	NA	NA	5.00	09/29/2020	---	110.23	0.00	0.00	30.52	140.75	140.75
STLUCIE-Equities Sawgrass	053807103	AVNET ORD	NA	NA	NA	64.00	02/28/2020	---	2,086.72	0.00	0.00	160.32	2,247.04	2,247.04
STLUCIE-Equities Sawgrass	053807103	AVNET ORD	NA	NA	NA	6.00	03/31/2020	---	147.78	0.00	0.00	62.88	210.66	210.66
STLUCIE-Equities Sawgrass	053807103	AVNET ORD	NA	NA	NA	6.00	09/29/2020	---	152.58	0.00	0.00	58.08	210.66	210.66
STLUCIE-Equities Sawgrass	05550J101	BJS WHOLESALE CLUB HOLD ORD	NA	NA	NA	34.00	05/01/2020	---	888.08	0.00	0.00	379.44	1,267.52	1,267.52
STLUCIE-Equities Sawgrass	05550J101	BJS WHOLESALE CLUB HOLD ORD	NA	NA	NA	3.00	09/29/2020	---	120.41	0.00	0.00	(8.57)	111.84	111.84
STLUCIE-Equities Sawgrass	05550J101	BJS WHOLESALE CLUB HOLD ORD	NA	NA	NA	8.00	12/31/2020	---	295.60	0.00	0.00	2.64	298.24	298.24
STLUCIE-Equities Sawgrass	05605H100	BWX TECHNOLOGIES ORD	NA	NA	NA	24.00	12/31/2020	---	1,438.59	0.00	0.00	8.13	1,446.72	1,446.72
STLUCIE-Equities Sawgrass	057665200	BALCHEM ORD	NA	NA	NA	0.00	12/08/2020	---	0.00	23.20	0.00	0.00	0.00	0.00
STLUCIE-Equities Sawgrass	060505104	BANK OF AMERICA ORD	NA	NA	NA	677.00	07/22/2016	---	9,674.33	0.00	0.00	10,845.54	20,519.87	20,519.87
STLUCIE-Equities Sawgrass	060505104	BANK OF AMERICA ORD	NA	NA	NA	1,575.00	12/08/2016	---	34,476.75	0.00	0.00	13,261.50	47,738.25	47,738.25
STLUCIE-Equities Sawgrass	060505104	BANK OF AMERICA ORD	NA	NA	NA	925.00	12/09/2016	---	20,257.32	0.00	0.00	7,779.43	28,036.75	28,036.75
STLUCIE-Equities Sawgrass	084670702	BERKSHIRE HATHWAY CL B ORD	NA	NA	NA	5.00	07/22/2016	---	733.52	0.00	0.00	425.83	1,159.35	1,159.35
STLUCIE-Equities Sawgrass	084670702	BERKSHIRE HATHWAY CL B ORD	NA	NA	NA	200.00	12/08/2016	---	31,988.00	0.00	0.00	14,386.00	46,374.00	46,374.00
STLUCIE-Equities Sawgrass	084670702	BERKSHIRE HATHWAY CL B ORD	NA	NA	NA	100.00	12/09/2016	---	16,029.00	0.00	0.00	7,158.00	23,187.00	23,187.00
STLUCIE-Equities Sawgrass	084670702	BERKSHIRE HATHWAY CL B ORD	NA	NA	NA	30.00	10/29/2018	---	6,100.80	0.00	0.00	855.30	6,956.10	6,956.10
STLUCIE-Equities Sawgrass	084670702	BERKSHIRE HATHWAY CL B ORD	NA	NA	NA	50.00	07/19/2019	---	10,461.00	0.00	0.00	11,593.50	11,593.50	11,593.50
STLUCIE-Equities Sawgrass	08579W103	BERRY GLOBAL GROUP ORD	NA	NA	NA	121.00	09/23/2020	---	5,808.00	0.00	0.00	990.99	6,798.99	6,798.99
STLUCIE-Equities Sawgrass	09062X103	BIOGEN ORD	NA	NA	NA	16.00	06/05/2020	---	4,825.12	0.00	0.00	(907.36)	3,917.76	3,917.76
STLUCIE-Equities Sawgrass	09215C105	BLACK KNIGHT ORD	NA	NA	NA	25.00	02/28/2020	---	1,768.75	0.00	0.00	440.00	2,208.75	2,208.75
STLUCIE-Equities Sawgrass	09215C105	BLACK KNIGHT ORD	NA	NA	NA	2.00	03/31/2020	---	113.20	0.00	0.00	63.50	176.70	176.70
STLUCIE-Equities Sawgrass	09215C105	BLACK KNIGHT ORD	NA	NA	NA	3.00	12/31/2020	---	264.57	0.00	0.00	0.48	265.05	265.05
STLUCIE-Equities Sawgrass	09239B109	BLACKLINE ORD	NA	NA	NA	25.00	05/07/2020	---	1,530.34	0.00	0.00	1,804.16	3,334.50	3,334.50
STLUCIE-Equities Sawgrass	09239B109	BLACKLINE ORD	NA	NA	NA	20.00	06/02/2020	---	1,464.30	0.00	0.00	1,203.30	2,667.60	2,667.60
STLUCIE-Equities Sawgrass	09239B109	BLACKLINE ORD	NA	NA	NA	10.00	06/25/2020	---	832.18	0.00	0.00	501.62	1,333.80	1,333.80
STLUCIE-Equities Sawgrass	09239B109	BLACKLINE ORD	NA	NA	NA	20.00	09/11/2020	---	1,666.65	0.00	0.00	1,000.95	2,667.60	2,667.60
STLUCIE-Equities Sawgrass	09239B109	BLACKLINE ORD	NA	NA	NA	10.00	10/14/2020	---	972.25	0.00	0.00	361.55	1,333.80	1,333.80
STLUCIE-Equities Sawgrass	09247X101	BLACKROCK ORD	NA	NA	NA	62.00	12/08/2016	---	23,308.17	0.00	0.00	21,427.31	44,735.48	44,735.48
STLUCIE-Equities Sawgrass	09247X101	BLACKROCK ORD	NA	NA	NA	50.00	12/09/2016	---	18,624.48	0.00	0.00	17,452.52	36,077.00	36,077.00
STLUCIE-Equities Sawgrass	097793400	BONANZA CREEK ENERGY ORD	NA	NA	NA	59.00	02/28/2020	---	946.69	0.00	0.00	193.78	1,140.47	1,140.47
STLUCIE-Equities Sawgrass	097793400	BONANZA CREEK ENERGY ORD	NA	NA	NA	9.00	12/31/2020	---	173.97	0.00	0.00	0.00	173.97	173.97
STLUCIE-Equities Sawgrass	099502106	BOOZ ALLEN HAMILTON HOLDING CL A ORD	NA	NA	NA	16.00	02/28/2020	---	1,145.68	0.00	0.00	249.20	1,394.88	1,394.88
STLUCIE-Equities Sawgrass	099502106	BOOZ ALLEN HAMILTON HOLDING CL A ORD	NA	NA	NA	1.00	03/31/2020	---	68.46	0.00	0.00	18.72	87.18	87.18
STLUCIE-Equities Sawgrass	099502106	BOOZ ALLEN HAMILTON HOLDING CL A ORD	NA	NA	NA	3.00	09/29/2020	---	253.25	0.00	0.00	8.29	261.54	261.54
STLUCIE-Equities Sawgrass	12008R107	BUILDERS FIRSTSOURCE ORD	NA	NA	NA	119.00	07/01/2020	---	2,437.70	0.00	0.00	2,418.69	4,856.39	4,856.39
STLUCIE-Equities Sawgrass	124805102	CBIZ ORD	NA	NA	NA	47.00	02/28/2020	---	1,244.09	0.00	0.00	6.58	1,250.67	1,250.67
STLUCIE-Equities Sawgrass	12504L109	CBRE GROUP CL A ORD	NA	NA	NA	350.00	07/22/2016	---	9,710.86	0.00	0.00	12,241.14	21,952.00	21,952.00
STLUCIE-Equities Sawgrass	12504L109	CBRE GROUP CL A ORD	NA	NA	NA	550.00	12/08/2016	---	16,807.89	0.00	0.00	17,688.11	34,496.00	34,496.00
STLUCIE-Equities Sawgrass	12504L109	CBRE GROUP CL A ORD	NA	NA	NA	300.00	12/09/2016	---	9,207.00	0.00	0.00	9,609.00	18,816.00	18,816.00
STLUCIE-Equities Sawgrass	12504L109	CBRE GROUP CL A ORD	NA	NA	NA	525.00	12/12/2016	---	16,753.70	0.00	0.00	16,174.30	32,928.00	32,928.00
STLUCIE-Equities Sawgrass	126349109	CSG SYSTEMS INTERNATIONAL ORD	NA	NA	NA	29.00	05/08/2020	---	1,422.48	0.00	0.00	(115.45)	1,307.03	1,307.03
STLUCIE-Equities Sawgrass	126349109	CSG SYSTEMS INTERNATIONAL ORD	NA	NA	NA	3.00	09/29/2020	---	121.97	0.00	0.00	13.24	135.21	135.21
STLUCIE-Equities Sawgrass	126349109	CSG SYSTEMS INTERNATIONAL ORD	NA	NA	NA	7.00	12/31/2020	---	319.62	0.00	0.00	(4.13)	315.49	315.49
STLUCIE-Equities Sawgrass	126402106	CSW INDUSTRIALS ORD	NA	NA	NA	35.00	09/20/2019	---	2,452.80	0.00	0.00	1,464.05	3,916.85	3,916.85
STLUCIE-Equities Sawgrass	126402106	CSW INDUSTRIALS ORD	NA	NA	NA	20.00	11/27/2020	---	2,291.67	0.00	0.00	(53.47)	2,238.20	2,238.20
STLUCIE-Equities Sawgrass	126402106	CSW INDUSTRIALS ORD	NA	NA	NA	30.00	01/04/2021	---	3,370.11	0.00	0.00	(12.81)	3,357.30	3,357.30
STLUCIE-Equities Sawgrass	126650100	CVS HEALTH ORD	NA	NA	NA	135.00	01/09/2017	---	10,830.01	0.00	0.00	(1,609.51)	9,220.50	9,220.50
STLUCIE-Equities Sawgrass	126650100	CVS HEALTH ORD	NA	NA	NA	325.00	01/05/2018	---	23,905.86	0.00	0.00	(1,708.36)	22,197.50	22,197.50
STLUCIE-Equities Sawgrass	126650100	CVS HEALTH ORD	NA	NA	NA	225.00	04/18/2019	---	12,094.25	0.00	0.00	3,273.25	15,367.50	15,367.50
STLUCIE-Equities Sawgrass	126650100	CVS HEALTH ORD	NA	NA	NA	475.00	07/19/2019	---	26,829.85	0.00	0.00	5,612.65	32,442.50	32,442.50
STLUCIE-Equities Sawgrass	127190304	CACI INTERNATIONAL CL A ORD	NA	NA	NA	10.00	02/26/2020	---	2,684.03	0.00	0.00	(190.73)	2,493.30	2,493.30
STLUCIE-Equities Sawgrass	127190304	CACI INTERNATIONAL CL A ORD	NA	NA	NA	8.00	02/28/2020	---	2,074.72	0.00	0.00	(80.08)	1,994.64	1,994.64
STLUCIE-Equities Sawgrass	127190304	CACI INTERNATIONAL CL A ORD	NA	NA	NA	10.00	03/18/2020	---	1,971.98	0.00	0.00	521.32	2,493.30	2,493.30
STLUCIE-Equities Sawgrass	127190304	CACI INTERNATIONAL CL A ORD	NA	NA	NA	10.00	06/22/2020	---	2,406.29	0.00	0.00	87.01	2,493.30	2,493.30
STLUCIE-Equities Sawgrass	127190304	CACI INTERNATIONAL CL A ORD	NA	NA	NA	1.00	12/31/2020	---	248.01	0.00	0.00	1.32	249.33	249.33
STLUCIE-Equities Sawgrass	127203107	CACTUS CL A ORD	NA	NA	NA	46.00	07/01/2020	---	923.65	0.00	0.00	275.57	1,199.22	1,199.22
STLUCIE-Equities Sawgrass	127203107	CACTUS CL A ORD	NA	NA	NA	7.00	09/29/2020	---	126.32	0.00	0.00	56.17	182.49	182.49
STLUCIE-Equities Sawgrass	127203107	CACTUS CL A ORD	NA	NA	NA	2.00	12/31/2020	---	51.04	0.00	0.00	1.10	52.14	52.14
STLUCIE-Equities Sawgrass	127203107	CACTUS CL A ORD	NA	NA	NA	150.00	01/04/2021	---	3,854.19	0.00	0.00	56.31	3,910.50	3,910.50
STLUCIE-Equities Sawgrass	127387108	CADENCE DESIGN SYSTEMS ORD	NA	NA	NA	42.00	07/28/2020	---	4,309.20	0.00	0.00	1,420.86	5,730.06	5,730.06

**ST. LUCIE COUNTY BOARD OF COUNTY COMMISSIONERS
INVESTMENT PORTFOLIO
AS OF December 31, 2020**

Account	Identifier	Description	S&P Rating	Fitch Rating	Moody's Rating	Current Units	Settle Date	Final Maturity	Book Value	Interest Due	Accrued Balance	Net Unrealized Gain/Loss	Market Value	Market Value + Accrued
STLUCIE-Equities Sawgrass	127387108	CADENCE DESIGN SYSTEMS ORD	NA	NA	NA	25.00	09/23/2020	---	2,545.01	0.00	0.00	865.74	3,410.75	3,410.75
STLUCIE-Equities Sawgrass	133131102	CAMDEN PROPERTY REIT ORD	NA	NA	NA	12.00	07/01/2020	---	1,067.64	9.96	0.00	131.40	1,199.04	1,199.04
STLUCIE-Equities Sawgrass	133131102	CAMDEN PROPERTY REIT ORD	NA	NA	NA	2.00	12/31/2020	---	197.18	0.00	0.00	2.66	199.84	199.84
STLUCIE-Equities Sawgrass	13462K109	CAMPING WORLD CL A ORD	NA	NA	NA	170.00	01/04/2021	---	4,656.73	0.00	0.00	(228.23)	4,428.50	4,428.50
STLUCIE-Equities Sawgrass	138098108	CANTEL MEDICAL ORD	NA	NA	NA	65.00	11/19/2020	---	3,718.74	0.00	0.00	1,407.16	5,125.90	5,125.90
STLUCIE-Equities Sawgrass	14448C104	CARRIER GLOBAL ORD	NA	NA	NA	175.00	07/22/2016	---	3,080.90	21.00	0.00	3,520.10	6,601.00	6,601.00
STLUCIE-Equities Sawgrass	14448C104	CARRIER GLOBAL ORD	NA	NA	NA	175.00	12/08/2016	---	3,146.74	21.00	0.00	3,454.26	6,601.00	6,601.00
STLUCIE-Equities Sawgrass	14448C104	CARRIER GLOBAL ORD	NA	NA	NA	100.00	12/09/2016	---	1,790.81	12.00	0.00	1,981.19	3,772.00	3,772.00
STLUCIE-Equities Sawgrass	14448C104	CARRIER GLOBAL ORD	NA	NA	NA	767.00	06/29/2020	---	16,685.39	92.04	0.00	12,245.85	28,931.24	28,931.24
STLUCIE-Equities Sawgrass	14448C104	CARRIER GLOBAL ORD	NA	NA	NA	605.00	07/20/2020	---	16,043.81	72.60	0.00	6,776.79	22,820.60	22,820.60
STLUCIE-Equities Sawgrass	147448104	CASELLA WASTE CL A ORD	NA	NA	NA	80.00	06/02/2020	---	4,074.37	0.00	0.00	881.63	4,956.00	4,956.00
STLUCIE-Equities Sawgrass	147528103	CASEYS GENERAL STORES ORD	NA	NA	NA	10.00	03/12/2020	---	1,697.85	0.00	0.00	88.35	1,786.20	1,786.20
STLUCIE-Equities Sawgrass	147528103	CASEYS GENERAL STORES ORD	NA	NA	NA	10.00	03/20/2020	---	1,650.00	0.00	0.00	136.20	1,786.20	1,786.20
STLUCIE-Equities Sawgrass	153527205	CENTRAL GARDEN AND PET CL A ORD	NA	NA	NA	75.00	07/21/2020	---	2,560.58	0.00	0.00	164.17	2,724.75	2,724.75
STLUCIE-Equities Sawgrass	153527205	CENTRAL GARDEN AND PET CL A ORD	NA	NA	NA	55.00	08/20/2020	---	2,103.50	0.00	0.00	(105.35)	1,998.15	1,998.15
STLUCIE-Equities Sawgrass	153527205	CENTRAL GARDEN AND PET CL A ORD	NA	NA	NA	60.00	08/28/2020	---	2,297.15	0.00	0.00	(117.35)	2,179.80	2,179.80
STLUCIE-Equities Sawgrass	153527205	CENTRAL GARDEN AND PET CL A ORD	NA	NA	NA	80.00	09/08/2020	---	2,949.94	0.00	0.00	(43.54)	2,906.40	2,906.40
STLUCIE-Equities Sawgrass	153527205	CENTRAL GARDEN AND PET CL A ORD	NA	NA	NA	10.00	10/22/2020	---	376.20	0.00	0.00	(12.90)	363.30	363.30
STLUCIE-Equities Sawgrass	153527205	CENTRAL GARDEN AND PET CL A ORD	NA	NA	NA	80.00	11/27/2020	---	3,073.48	0.00	0.00	(167.08)	2,906.40	2,906.40
STLUCIE-Equities Sawgrass	156782104	CERNER ORD	NA	NA	NA	815.00	02/19/2020	---	62,611.07	179.30	0.00	1,350.13	63,961.20	63,961.20
STLUCIE-Equities Sawgrass	156782104	CERNER ORD	NA	NA	NA	470.00	03/10/2020	---	34,027.91	103.40	0.00	2,857.69	36,885.60	36,885.60
STLUCIE-Equities Sawgrass	156782104	CERNER ORD	NA	NA	NA	580.00	04/23/2020	---	39,463.20	127.60	0.00	6,055.20	45,518.40	45,518.40
STLUCIE-Equities Sawgrass	156782104	CERNER ORD	NA	NA	NA	620.00	12/17/2020	---	46,709.50	136.40	0.00	1,948.10	48,657.60	48,657.60
STLUCIE-Equities Sawgrass	156782104	CERNER ORD	NA	NA	NA	620.00	12/30/2020	---	48,329.06	0.00	0.00	328.54	48,657.60	48,657.60
STLUCIE-Equities Sawgrass	159864107	CHRLS RIVER LABS ORD	NA	NA	NA	8.00	02/26/2020	---	1,338.66	0.00	0.00	660.22	1,998.88	1,998.88
STLUCIE-Equities Sawgrass	159864107	CHRLS RIVER LABS ORD	NA	NA	NA	20.00	03/03/2020	---	3,088.73	0.00	0.00	1,908.47	4,997.20	4,997.20
STLUCIE-Equities Sawgrass	159864107	CHRLS RIVER LABS ORD	NA	NA	NA	10.00	03/05/2020	---	1,608.70	0.00	0.00	889.90	2,498.60	2,498.60
STLUCIE-Equities Sawgrass	159864107	CHRLS RIVER LABS ORD	NA	NA	NA	20.00	03/12/2020	---	2,856.59	0.00	0.00	2,140.61	4,997.20	4,997.20
STLUCIE-Equities Sawgrass	159864107	CHRLS RIVER LABS ORD	NA	NA	NA	10.00	05/01/2020	---	1,462.26	0.00	0.00	1,036.34	2,498.60	2,498.60
STLUCIE-Equities Sawgrass	16359R103	CHEMED ORD	NA	NA	NA	3.00	02/28/2020	---	1,357.25	0.00	0.00	240.58	1,597.83	1,597.83
STLUCIE-Equities Sawgrass	16359R103	CHEMED ORD	NA	NA	NA	10.00	07/21/2020	---	4,798.37	0.00	0.00	527.73	5,326.10	5,326.10
STLUCIE-Equities Sawgrass	16359R103	CHEMED ORD	NA	NA	NA	10.00	09/18/2020	---	4,939.96	0.00	0.00	386.14	5,326.10	5,326.10
STLUCIE-Equities Sawgrass	16411R208	CHENIERE ENERGY ORD	NA	NA	NA	94.00	09/23/2020	---	4,683.08	0.00	0.00	959.74	5,642.82	5,642.82
STLUCIE-Equities Sawgrass	166764100	CHEVRON ORD	NA	NA	NA	67.00	07/22/2016	---	7,097.34	0.00	0.00	(1,439.19)	5,658.15	5,658.15
STLUCIE-Equities Sawgrass	166764100	CHEVRON ORD	NA	NA	NA	200.00	12/08/2016	---	22,742.00	0.00	0.00	(5,852.00)	16,890.00	16,890.00
STLUCIE-Equities Sawgrass	166764100	CHEVRON ORD	NA	NA	NA	100.00	12/09/2016	---	11,247.00	0.00	0.00	(2,802.00)	8,445.00	8,445.00
STLUCIE-Equities Sawgrass	166764100	CHEVRON ORD	NA	NA	NA	100.00	06/11/2018	---	12,697.00	0.00	0.00	(4,252.00)	8,445.00	8,445.00
STLUCIE-Equities Sawgrass	17275R102	CISCO SYSTEMS ORD	NA	NA	NA	150.00	03/20/2020	---	5,327.89	0.00	0.00	1,384.61	6,712.50	6,712.50
STLUCIE-Equities Sawgrass	17275R102	CISCO SYSTEMS ORD	NA	NA	NA	1,490.00	04/08/2020	---	59,647.08	0.00	0.00	7,030.42	66,677.50	66,677.50
STLUCIE-Equities Sawgrass	17275R102	CISCO SYSTEMS ORD	NA	NA	NA	930.00	04/23/2020	---	37,999.71	0.00	0.00	3,617.79	41,617.50	41,617.50
STLUCIE-Equities Sawgrass	17275R102	CISCO SYSTEMS ORD	NA	NA	NA	770.00	06/03/2020	---	35,947.84	0.00	0.00	(1,490.34)	34,457.50	34,457.50
STLUCIE-Equities Sawgrass	177376100	CITRIX SYSTEMS ORD	NA	NA	NA	558.00	10/30/2019	---	59,331.80	0.00	0.00	13,264.00	72,595.80	72,595.80
STLUCIE-Equities Sawgrass	177376100	CITRIX SYSTEMS ORD	NA	NA	NA	390.00	03/18/2020	---	42,544.44	0.00	0.00	8,194.56	50,739.00	50,739.00
STLUCIE-Equities Sawgrass	177376100	CITRIX SYSTEMS ORD	NA	NA	NA	30.00	04/30/2020	---	4,262.10	0.00	0.00	(359.10)	3,903.00	3,903.00
STLUCIE-Equities Sawgrass	177376100	CITRIX SYSTEMS ORD	NA	NA	NA	330.00	06/26/2020	---	47,045.82	0.00	0.00	(4,112.82)	42,933.00	42,933.00
STLUCIE-Equities Sawgrass	177376100	CITRIX SYSTEMS ORD	NA	NA	NA	130.00	07/07/2020	---	19,592.95	0.00	0.00	(2,679.95)	16,913.00	16,913.00
STLUCIE-Equities Sawgrass	177376100	CITRIX SYSTEMS ORD	NA	NA	NA	260.00	07/27/2020	---	40,370.23	0.00	0.00	(6,544.23)	33,826.00	33,826.00
STLUCIE-Equities Sawgrass	177376100	CITRIX SYSTEMS ORD	NA	NA	NA	510.00	10/30/2020	---	59,790.36	0.00	0.00	6,560.64	66,351.00	66,351.00
STLUCIE-Equities Sawgrass	189054109	CLOROX ORD	NA	NA	NA	31.00	03/12/2020	---	5,273.72	0.00	0.00	985.80	6,259.52	6,259.52
STLUCIE-Equities Sawgrass	189054109	CLOROX ORD	NA	NA	NA	660.00	07/07/2020	---	147,635.80	0.00	0.00	(14,368.60)	133,267.20	133,267.20
STLUCIE-Equities Sawgrass	189054109	CLOROX ORD	NA	NA	NA	330.00	07/17/2020	---	74,507.66	0.00	0.00	(7,874.06)	66,633.60	66,633.60
STLUCIE-Equities Sawgrass	189054109	CLOROX ORD	NA	NA	NA	230.00	12/17/2020	---	46,648.49	0.00	0.00	(206.89)	46,441.60	46,441.60
STLUCIE-Equities Sawgrass	189054109	CLOROX ORD	NA	NA	NA	140.00	12/30/2020	---	28,254.14	0.00	0.00	14.66	28,268.80	28,268.80
STLUCIE-Equities Sawgrass	19247A100	COHEN & STEERS ORD	NA	NA	NA	19.00	02/28/2020	---	1,373.89	0.00	0.00	37.81	1,411.70	1,411.70
STLUCIE-Equities Sawgrass	19247A100	COHEN & STEERS ORD	NA	NA	NA	2.00	12/31/2020	---	146.16	0.00	0.00	2.44	148.60	148.60
STLUCIE-Equities Sawgrass	19459J104	COLLEGIUM PHARMACEUTICAL ORD	NA	NA	NA	70.00	03/05/2020	---	1,564.26	0.00	0.00	(162.16)	1,402.10	1,402.10
STLUCIE-Equities Sawgrass	19459J104	COLLEGIUM PHARMACEUTICAL ORD	NA	NA	NA	110.00	03/16/2020	---	1,708.55	0.00	0.00	494.75	2,203.30	2,203.30
STLUCIE-Equities Sawgrass	19459J104	COLLEGIUM PHARMACEUTICAL ORD	NA	NA	NA	110.00	03/18/2020	---	1,728.75	0.00	0.00	474.55	2,203.30	2,203.30
STLUCIE-Equities Sawgrass	19459J104	COLLEGIUM PHARMACEUTICAL ORD	NA	NA	NA	130.00	04/03/2020	---	2,128.85	0.00	0.00	475.05	2,603.90	2,603.90
STLUCIE-Equities Sawgrass	20030N101	COMCAST CL A ORD	NA	NA	NA	1,475.00	11/18/2019	---	67,132.27	0.00	0.00	10,157.73	77,290.00	77,290.00
STLUCIE-Equities Sawgrass	201723103	COMMERCIAL METALS ORD	NA	NA	NA	47.00	09/29/2020	---	957.63	0.00	0.00	7.75	965.38	965.38
STLUCIE-Equities Sawgrass	201723103	COMMERCIAL METALS ORD	NA	NA	NA	12.00	12/31/2020	---	241.80	0.00	0.00	4.68	246.48	246.48
STLUCIE-Equities Sawgrass	20825C104	CONOCOPHILLIPS ORD	NA	NA	NA	850.00	06/11/2018	---	58,853.57	0.00	0.00	(24,862.07)	33,991.50	33,991.50
STLUCIE-Equities Sawgrass	218352102	CORCEPT THERAPEUTICS ORD	NA	NA	NA	90.00	07/09/2020	---	1,504.59	0.00	0.00	849.81	2,354.40	2,354.40
STLUCIE-Equities Sawgrass	218352102	CORCEPT THERAPEUTICS ORD	NA	NA	NA	160.00	07/21/2020	---	2,638.80	0.00	0.00	1,546.80	4,185.60	4,185.60
STLUCIE-Equities Sawgrass	218352102	CORCEPT THERAPEUTICS ORD	NA	NA	NA	100.00	11/27/2020	---	2,298.03	0.00	0.00	317.97	2,616.00	2,616.00
STLUCIE-Equities Sawgrass	218352102	CORCEPT THERAPEUTICS ORD	NA	NA	NA	120.00	01/04/2021	---	1,160.91	0.00	0.00	(21.71)	3,139.20	3,139.20
STLUCIE-Equities Sawgrass	21871N101	CORECIVIC REIT ORD	NA	NA	NA	215.00	07/01/2020	---	2,002.47	0.00	0.00	(594.22)	1,408.25	1,408.25

**ST. LUCIE COUNTY BOARD OF COUNTY COMMISSIONERS
INVESTMENT PORTFOLIO
AS OF December 31, 2020**

Account	Identifier	Description	S&P Rating	Fitch Rating	Moody's Rating	Current Units	Settle Date	Final Maturity	Book Value	Interest Due	Accrued Balance	Net Unrealized Gain/Loss	Market Value	Market Value + Accrued
STLUCIE-Equities Sawgrass	21871N101	CORECIVIC REIT ORD	NA	NA	NA	16.00	09/29/2020	---	130.00	0.00	0.00	(25.20)	104.80	104.80
STLUCIE-Equities Sawgrass	21871N101	CORECIVIC REIT ORD	NA	NA	NA	4.00	12/31/2020	---	27.80	0.00	0.00	(1.60)	26.20	26.20
STLUCIE-Equities Sawgrass	22002T108	CORPORATE OFFICE PROP REIT ORD	NA	NA	NA	52.00	07/01/2020	---	1,304.16	14.30	0.00	52.00	1,356.16	1,356.16
STLUCIE-Equities Sawgrass	22002T108	CORPORATE OFFICE PROP REIT ORD	NA	NA	NA	7.00	12/31/2020	---	183.05	1.93	0.00	(0.49)	182.56	182.56
STLUCIE-Equities Sawgrass	22052L104	CORTEVA ORD	NA	NA	NA	83.33	12/09/2016	---	3,275.81	0.00	0.00	474.86	3,226.67	3,226.67
STLUCIE-Equities Sawgrass	22052L104	CORTEVA ORD	NA	NA	NA	222.67	07/22/2016	---	6,924.87	0.00	0.00	1,696.78	8,621.65	8,621.65
STLUCIE-Equities Sawgrass	22052L104	CORTEVA ORD	NA	NA	NA	150.00	12/08/2016	---	4,996.92	0.00	0.00	811.08	5,808.00	5,808.00
STLUCIE-Equities Sawgrass	221006109	CORVEL ORD	NA	NA	NA	22.00	02/28/2020	---	1,638.03	0.00	0.00	693.97	2,332.00	2,332.00
STLUCIE-Equities Sawgrass	221006109	CORVEL ORD	NA	NA	NA	1.00	09/29/2020	---	83.42	0.00	0.00	22.58	106.00	106.00
STLUCIE-Equities Sawgrass	22160K105	COSTCO WHOLESALE ORD	NA	NA	NA	171.00	05/22/2020	---	52,105.77	0.00	0.00	12,323.61	64,429.38	64,429.38
STLUCIE-Equities Sawgrass	22160K105	COSTCO WHOLESALE ORD	NA	NA	NA	170.00	05/28/2020	---	51,944.25	0.00	0.00	12,108.35	64,052.60	64,052.60
STLUCIE-Equities Sawgrass	22160K105	COSTCO WHOLESALE ORD	NA	NA	NA	180.00	06/02/2020	---	54,727.81	0.00	0.00	13,092.59	67,820.40	67,820.40
STLUCIE-Equities Sawgrass	22160K105	COSTCO WHOLESALE ORD	NA	NA	NA	100.00	06/18/2020	---	30,058.20	0.00	0.00	7,619.80	37,678.00	37,678.00
STLUCIE-Equities Sawgrass	22160K105	COSTCO WHOLESALE ORD	NA	NA	NA	8.00	07/28/2020	---	2,610.20	0.00	0.00	404.04	3,014.24	3,014.24
STLUCIE-Equities Sawgrass	224633206	CRAWFORD CL A ORD	NA	NA	NA	144.00	02/28/2020	---	1,140.48	0.00	0.00	(76.32)	1,064.16	1,064.16
STLUCIE-Equities Sawgrass	224633206	CRAWFORD CL A ORD	NA	NA	NA	46.00	12/31/2020	---	341.78	0.00	0.00	(1.84)	339.94	339.94
STLUCIE-Equities Sawgrass	228368106	CROWN HOLDINGS ORD	NA	NA	NA	1,072.00	07/11/2018	---	49,159.24	0.00	0.00	58,255.16	107,414.40	107,414.40
STLUCIE-Equities Sawgrass	232109108	CUTERA ORD	NA	NA	NA	195.00	01/04/2021	---	4,774.61	0.00	0.00	(73.16)	4,701.45	4,701.45
STLUCIE-Equities Sawgrass	235851102	DANAHER ORD	NA	NA	NA	28.00	06/05/2020	---	4,728.36	5.04	0.00	1,491.56	6,219.92	6,219.92
STLUCIE-Equities Sawgrass	235851102	DANAHER ORD	NA	NA	NA	12.00	07/28/2020	---	2,340.96	2.16	0.00	324.72	2,665.68	2,665.68
STLUCIE-Equities Sawgrass	243537107	DECKERS OUTDOOR ORD	NA	NA	NA	10.00	09/25/2020	---	2,228.09	0.00	0.00	639.71	2,867.80	2,867.80
STLUCIE-Equities Sawgrass	243537107	DECKERS OUTDOOR ORD	NA	NA	NA	10.00	11/27/2020	---	2,597.30	0.00	0.00	270.50	2,867.80	2,867.80
STLUCIE-Equities Sawgrass	243537107	DECKERS OUTDOOR ORD	NA	NA	NA	10.00	01/04/2021	---	2,884.20	0.00	0.00	(16.40)	2,867.80	2,867.80
STLUCIE-Equities Sawgrass	25264R207	DIAMOND HILL INVESTMENT GRP CL A ORD	NA	NA	NA	25.00	11/19/2020	---	3,994.65	0.00	0.00	(262.90)	3,731.75	3,731.75
STLUCIE-Equities Sawgrass	254687106	WALT DISNEY ORD	NA	NA	NA	80.00	10/29/2018	---	9,166.40	0.00	0.00	5,328.00	14,494.40	14,494.40
STLUCIE-Equities Sawgrass	254687106	WALT DISNEY ORD	NA	NA	NA	420.00	03/29/2019	---	46,324.95	0.00	0.00	29,770.65	76,095.60	76,095.60
STLUCIE-Equities Sawgrass	254687106	WALT DISNEY ORD	NA	NA	NA	90.00	09/26/2019	---	11,909.01	0.00	0.00	4,397.19	16,306.20	16,306.20
STLUCIE-Equities Sawgrass	25746U109	DOMINION ENERGY ORD	NA	NA	NA	300.00	04/16/2020	---	24,475.50	0.00	0.00	(1,915.50)	22,560.00	22,560.00
STLUCIE-Equities Sawgrass	25754A201	DOMINOS PIZZA ORD	NA	NA	NA	11.00	06/05/2020	---	4,279.33	0.00	0.00	(61.27)	4,218.06	4,218.06
STLUCIE-Equities Sawgrass	25754A201	DOMINOS PIZZA ORD	NA	NA	NA	8.00	07/28/2020	---	3,086.64	0.00	0.00	(18.96)	3,067.68	3,067.68
STLUCIE-Equities Sawgrass	257701201	DONEGAL GROUP CL A ORD	NA	NA	NA	66.00	02/28/2020	---	979.39	0.00	0.00	(50.77)	928.62	928.62
STLUCIE-Equities Sawgrass	257701201	DONEGAL GROUP CL A ORD	NA	NA	NA	8.00	09/29/2020	---	110.72	0.00	0.00	1.84	112.56	112.56
STLUCIE-Equities Sawgrass	257701201	DONEGAL GROUP CL A ORD	NA	NA	NA	21.00	12/31/2020	---	299.88	0.00	0.00	(4.41)	295.47	295.47
STLUCIE-Equities Sawgrass	258278100	DORMAN PRODUCTS ORD	NA	NA	NA	25.00	08/20/2020	---	2,106.03	0.00	0.00	64.47	2,170.50	2,170.50
STLUCIE-Equities Sawgrass	258278100	DORMAN PRODUCTS ORD	NA	NA	NA	20.00	11/19/2020	---	1,899.16	0.00	0.00	(162.76)	1,736.40	1,736.40
STLUCIE-Equities Sawgrass	258278100	DORMAN PRODUCTS ORD	NA	NA	NA	20.00	11/27/2020	---	1,871.10	0.00	0.00	(134.70)	1,736.40	1,736.40
STLUCIE-Equities Sawgrass	258278100	DORMAN PRODUCTS ORD	NA	NA	NA	25.00	12/08/2020	---	2,378.99	0.00	0.00	(208.49)	2,170.50	2,170.50
STLUCIE-Equities Sawgrass	260557103	DOW ORD	NA	NA	NA	799.00	11/12/2019	---	44,182.84	0.00	0.00	161.48	44,344.32	44,344.32
STLUCIE-Equities Sawgrass	260557103	DOW ORD	NA	NA	NA	520.00	06/29/2020	---	19,817.20	0.00	0.00	9,042.80	28,860.00	28,860.00
STLUCIE-Equities Sawgrass	278865100	ECOLAB ORD	NA	NA	NA	48.00	11/01/2019	---	9,343.55	23.04	0.00	1,041.73	10,385.28	10,385.28
STLUCIE-Equities Sawgrass	278865100	ECOLAB ORD	NA	NA	NA	290.00	04/23/2020	---	49,580.26	139.20	0.00	13,164.14	62,744.40	62,744.40
STLUCIE-Equities Sawgrass	29089Q105	EMERGENT BIOSOLUTIONS ORD	NA	NA	NA	7.00	03/12/2020	---	380.67	0.00	0.00	246.53	627.20	627.20
STLUCIE-Equities Sawgrass	29089Q105	EMERGENT BIOSOLUTIONS ORD	NA	NA	NA	30.00	03/16/2020	---	1,580.06	0.00	0.00	1,107.94	2,688.00	2,688.00
STLUCIE-Equities Sawgrass	29089Q105	EMERGENT BIOSOLUTIONS ORD	NA	NA	NA	25.00	07/21/2020	---	2,615.75	0.00	0.00	(375.75)	2,240.00	2,240.00
STLUCIE-Equities Sawgrass	29089Q105	EMERGENT BIOSOLUTIONS ORD	NA	NA	NA	10.00	09/11/2020	---	1,064.83	0.00	0.00	(168.83)	896.00	896.00
STLUCIE-Equities Sawgrass	29089Q105	EMERGENT BIOSOLUTIONS ORD	NA	NA	NA	15.00	01/04/2021	---	1,386.13	0.00	0.00	(42.13)	1,344.00	1,344.00
STLUCIE-Equities Sawgrass	29261A100	ENCOMPASS HEALTH ORD	NA	NA	NA	19.00	02/28/2020	---	1,472.31	5.32	0.00	98.80	1,571.11	1,571.11
STLUCIE-Equities Sawgrass	29355A107	ENPHASE ENERGY ORD	NA	NA	NA	1.00	09/18/2020	---	75.53	0.00	0.00	99.94	175.47	175.47
STLUCIE-Equities Sawgrass	29355A107	ENPHASE ENERGY ORD	NA	NA	NA	20.00	11/16/2020	---	2,330.01	0.00	0.00	1,179.39	3,509.40	3,509.40
STLUCIE-Equities Sawgrass	29358P101	ENSIGN GROUP ORD	NA	NA	NA	40.00	09/25/2020	---	2,218.24	2.10	0.00	698.56	2,916.80	2,916.80
STLUCIE-Equities Sawgrass	29358P101	ENSIGN GROUP ORD	NA	NA	NA	30.00	11/19/2020	---	2,083.61	1.58	0.00	103.99	2,187.60	2,187.60
STLUCIE-Equities Sawgrass	29358P101	ENSIGN GROUP ORD	NA	NA	NA	30.00	11/27/2020	---	2,161.31	1.58	0.00	26.29	2,187.60	2,187.60
STLUCIE-Equities Sawgrass	29358P101	ENSIGN GROUP ORD	NA	NA	NA	50.00	01/04/2021	---	3,662.44	0.00	0.00	(16.44)	3,646.00	3,646.00
STLUCIE-Equities Sawgrass	29977A105	EVERCORE CL A ORD	NA	NA	NA	19.00	02/28/2020	---	1,351.45	0.00	0.00	731.71	2,083.16	2,083.16
STLUCIE-Equities Sawgrass	30161Q104	EXELIXIS ORD	NA	NA	NA	65.00	03/31/2020	---	1,110.77	0.00	0.00	193.78	1,304.55	1,304.55
STLUCIE-Equities Sawgrass	30161Q104	EXELIXIS ORD	NA	NA	NA	7.00	07/01/2020	---	160.62	0.00	0.00	(20.13)	140.49	140.49
STLUCIE-Equities Sawgrass	302081104	EXLSERVICE HOLDINGS ORD	NA	NA	NA	45.00	11/19/2020	---	3,722.63	0.00	0.00	108.22	3,830.85	3,830.85
STLUCIE-Equities Sawgrass	30212W100	EXP WORLD HOLDINGS ORD	NA	NA	NA	72.00	02/28/2020	---	787.68	0.00	0.00	3,756.96	4,544.64	4,544.64
STLUCIE-Equities Sawgrass	30214U102	EXPONENT ORD	NA	NA	NA	40.00	03/26/2019	---	2,284.03	0.00	0.00	1,317.17	3,601.20	3,601.20
STLUCIE-Equities Sawgrass	30214U102	EXPONENT ORD	NA	NA	NA	20.00	05/01/2020	---	1,417.57	0.00	0.00	383.03	1,800.60	1,800.60
STLUCIE-Equities Sawgrass	30214U102	EXPONENT ORD	NA	NA	NA	45.00	12/08/2020	---	3,722.59	0.00	0.00	328.76	4,051.35	4,051.35
STLUCIE-Equities Sawgrass	30231G102	EXXON MOBIL ORD	NA	NA	NA	65.00	07/22/2016	---	6,144.37	0.00	0.00	(3,465.07)	2,679.30	2,679.30
STLUCIE-Equities Sawgrass	30231G102	EXXON MOBIL ORD	NA	NA	NA	300.00	12/08/2016	---	26,266.50	0.00	0.00	(13,900.50)	12,366.00	12,366.00
STLUCIE-Equities Sawgrass	30231G102	EXXON MOBIL ORD	NA	NA	NA	175.00	12/09/2016	---	15,206.50	0.00	0.00	(7,993.00)	7,213.50	7,213.50
STLUCIE-Equities Sawgrass	30231G102	EXXON MOBIL ORD	NA	NA	NA	200.00	01/05/2018	---	17,308.26	0.00	0.00	(9,064.26)	8,244.00	8,244.00
STLUCIE-Equities Sawgrass	30231G102	EXXON MOBIL ORD	NA	NA	NA	125.00	06/11/2018	---	10,368.84	0.00	0.00	(5,216.34)	5,152.50	5,152.50
STLUCIE-Equities Sawgrass	30231G102	EXXON MOBIL ORD	NA	NA	NA	80.00	10/12/2018	---	6,791.12	0.00	0.00	(3,493.52)	3,297.60	3,297.60
STLUCIE-Equities Sawgrass	30231G102	EXXON MOBIL ORD	NA	NA	NA	50.00	10/29/2018	---	3,952.50	0.00	0.00	(1,891.50)	2,061.00	2,061.00

**ST. LUCIE COUNTY BOARD OF COUNTY COMMISSIONERS
INVESTMENT PORTFOLIO
AS OF December 31, 2020**

Account	Identifier	Description	S&P Rating	Fitch Rating	Moody's Rating	Current Units	Settle Date	Final Maturity	Book Value	Interest Due	Accrued Balance	Net Unrealized Gain/Loss	Market Value	Market Value + Accrued
STLUCIE-Equities Sawgrass	30303M102	FACEBOOK CL A ORD	NA	NA	NA	17.00	05/14/2019	---	3,158.77	0.00	0.00	1,484.95	4,643.72	4,643.72
STLUCIE-Equities Sawgrass	30303M102	FACEBOOK CL A ORD	NA	NA	NA	3.00	06/05/2020	---	691.02	0.00	0.00	128.46	819.48	819.48
STLUCIE-Equities Sawgrass	30303M102	FACEBOOK CL A ORD	NA	NA	NA	10.00	11/10/2020	---	2,927.10	0.00	0.00	(195.50)	2,731.60	2,731.60
STLUCIE-Equities Sawgrass	303075105	FACTSET RESEARCH SYSTEMS ORD	NA	NA	NA	9.00	02/28/2020	---	2,618.60	0.00	0.00	373.91	2,992.50	2,992.50
STLUCIE-Equities Sawgrass	303075105	FACTSET RESEARCH SYSTEMS ORD	NA	NA	NA	14.00	04/30/2020	---	8,891.22	0.00	0.00	6,655.00	4,655.00	4,655.00
STLUCIE-Equities Sawgrass	303075105	FACTSET RESEARCH SYSTEMS ORD	NA	NA	NA	8.00	11/10/2020	---	2,691.20	0.00	0.00	(31.20)	2,660.00	2,660.00
STLUCIE-Equities Sawgrass	303250104	FAIR ISAAC ORD	NA	NA	NA	5.00	02/28/2020	---	1,953.35	0.00	0.00	601.85	2,555.20	2,555.20
STLUCIE-Equities Sawgrass	303250104	FAIR ISAAC ORD	NA	NA	NA	1.00	12/31/2020	---	507.14	0.00	0.00	3.90	511.04	511.04
STLUCIE-Equities Sawgrass	311900104	FASTENAL ORD	NA	NA	NA	109.00	07/28/2020	---	5,007.42	0.00	0.00	315.05	5,322.47	5,322.47
STLUCIE-Equities Sawgrass	314211103	FEDERATED HERMES CL B ORD	NA	NA	NA	30.00	12/02/2019	---	1,013.93	0.00	0.00	(147.23)	866.70	866.70
STLUCIE-Equities Sawgrass	314211103	FEDERATED HERMES CL B ORD	NA	NA	NA	120.00	12/10/2019	---	4,089.37	0.00	0.00	(622.57)	3,466.80	3,466.80
STLUCIE-Equities Sawgrass	314211103	FEDERATED HERMES CL B ORD	NA	NA	NA	100.00	02/18/2020	---	3,669.50	0.00	0.00	(780.50)	2,889.00	2,889.00
STLUCIE-Equities Sawgrass	314211103	FEDERATED HERMES CL B ORD	NA	NA	NA	46.00	02/28/2020	---	1,518.44	0.00	0.00	(189.50)	1,328.94	1,328.94
STLUCIE-Equities Sawgrass	314211103	FEDERATED HERMES CL B ORD	NA	NA	NA	80.00	05/29/2020	---	1,941.68	0.00	0.00	369.52	2,311.20	2,311.20
STLUCIE-Equities Sawgrass	314211103	FEDERATED HERMES CL B ORD	NA	NA	NA	5.00	12/31/2020	---	140.60	0.00	0.00	3.85	144.45	144.45
STLUCIE-Equities Sawgrass	315616102	F5 NETWORKS ORD	NA	NA	NA	470.00	11/18/2020	---	76,647.08	0.00	0.00	6,044.72	82,691.80	82,691.80
STLUCIE-Equities Sawgrass	31620R303	FIDELITY NATIONAL FINANCIAL ORD	NA	NA	NA	250.00	12/09/2016	---	5,792.93	0.00	0.00	3,979.57	9,772.50	9,772.50
STLUCIE-Equities Sawgrass	31620R303	FIDELITY NATIONAL FINANCIAL ORD	NA	NA	NA	420.00	07/22/2016	---	11,195.25	0.00	0.00	5,222.55	16,417.80	16,417.80
STLUCIE-Equities Sawgrass	31620R303	FIDELITY NATIONAL FINANCIAL ORD	NA	NA	NA	425.00	12/08/2016	---	9,765.10	0.00	0.00	6,848.15	16,613.25	16,613.25
STLUCIE-Equities Sawgrass	31620R303	FIDELITY NATIONAL FINANCIAL ORD	NA	NA	NA	25.00	07/19/2019	---	1,068.00	0.00	0.00	(90.75)	977.25	977.25
STLUCIE-Equities Sawgrass	31620R303	FIDELITY NATIONAL FINANCIAL ORD	NA	NA	NA	900.00	04/16/2020	---	25,623.00	0.00	0.00	9,558.00	35,181.00	35,181.00
STLUCIE-Equities Sawgrass	31847R102	FIRST AMERICAN FINANCIAL ORD	NA	NA	NA	37.00	03/12/2020	---	2,210.38	0.00	0.00	(300.07)	1,910.31	1,910.31
STLUCIE-Equities Sawgrass	31847R102	FIRST AMERICAN FINANCIAL ORD	NA	NA	NA	1.00	09/29/2020	---	50.00	0.00	0.00	1.63	51.63	51.63
STLUCIE-Equities Sawgrass	31847R102	FIRST AMERICAN FINANCIAL ORD	NA	NA	NA	2.00	12/31/2020	---	102.40	0.00	0.00	0.86	103.26	103.26
STLUCIE-Equities Sawgrass	33767D105	FIRSTCASH ORD	NA	NA	NA	24.00	02/28/2020	---	1,685.64	0.00	0.00	(304.68)	1,680.96	1,680.96
STLUCIE-Equities Sawgrass	33767D105	FIRSTCASH ORD	NA	NA	NA	2.00	12/31/2020	---	140.14	0.00	0.00	(0.06)	140.08	140.08
STLUCIE-Equities Sawgrass	338307101	FIVE9 ORD	NA	NA	NA	30.00	05/07/2020	---	2,878.71	0.00	0.00	2,353.29	5,232.00	5,232.00
STLUCIE-Equities Sawgrass	338307101	FIVE9 ORD	NA	NA	NA	10.00	07/21/2020	---	1,116.60	0.00	0.00	627.40	1,744.00	1,744.00
STLUCIE-Equities Sawgrass	338307101	FIVE9 ORD	NA	NA	NA	10.00	09/25/2020	---	1,247.70	0.00	0.00	496.30	1,744.00	1,744.00
STLUCIE-Equities Sawgrass	343498101	FLOWERS FOODS ORD	NA	NA	NA	56.00	02/28/2020	---	1,250.76	0.00	0.00	16.52	1,267.28	1,267.28
STLUCIE-Equities Sawgrass	343498101	FLOWERS FOODS ORD	NA	NA	NA	10.00	12/31/2020	---	229.70	0.00	0.00	(3.40)	226.30	226.30
STLUCIE-Equities Sawgrass	346375108	FORMFACTOR ORD	NA	NA	NA	90.00	08/28/2020	---	2,485.95	0.00	0.00	1,385.85	3,871.80	3,871.80
STLUCIE-Equities Sawgrass	346375108	FORMFACTOR ORD	NA	NA	NA	60.00	10/22/2020	---	1,765.30	0.00	0.00	815.90	2,581.20	2,581.20
STLUCIE-Equities Sawgrass	34964C106	FORTUNE BRANDS HOME AND SECURITY ORD	NA	NA	NA	19.00	07/01/2020	---	1,192.82	0.00	0.00	435.86	1,628.68	1,628.68
STLUCIE-Equities Sawgrass	35138V102	FOX FACTORY HOLDING ORD	NA	NA	NA	30.00	07/21/2020	---	2,508.47	0.00	0.00	662.84	3,171.30	3,171.30
STLUCIE-Equities Sawgrass	35138V102	FOX FACTORY HOLDING ORD	NA	NA	NA	20.00	07/31/2020	---	1,858.25	0.00	0.00	255.95	2,114.20	2,114.20
STLUCIE-Equities Sawgrass	35138V102	FOX FACTORY HOLDING ORD	NA	NA	NA	20.00	12/28/2020	---	1,127.25	0.00	0.00	(13.05)	2,114.20	2,114.20
STLUCIE-Equities Sawgrass	35138V102	FOX FACTORY HOLDING ORD	NA	NA	NA	20.00	01/05/2021	---	2,130.07	0.00	0.00	(15.87)	2,114.20	2,114.20
STLUCIE-Equities Sawgrass	36162J106	GEO GROUP REIT ORD	NA	NA	NA	139.00	07/01/2020	---	1,604.56	0.00	0.00	(373.02)	1,231.54	1,231.54
STLUCIE-Equities Sawgrass	36162J106	GEO GROUP REIT ORD	NA	NA	NA	17.00	12/31/2020	---	154.45	0.00	0.00	(3.83)	150.62	150.62
STLUCIE-Equities Sawgrass	363576109	ARTHUR J GALLAGHER ORD	NA	NA	NA	220.00	06/08/2018	---	14,664.65	0.00	0.00	12,551.55	27,216.20	27,216.20
STLUCIE-Equities Sawgrass	363576109	ARTHUR J GALLAGHER ORD	NA	NA	NA	50.00	10/29/2018	---	3,672.00	0.00	0.00	2,513.50	6,185.50	6,185.50
STLUCIE-Equities Sawgrass	363576109	ARTHUR J GALLAGHER ORD	NA	NA	NA	60.00	11/28/2018	---	4,613.40	0.00	0.00	2,809.20	7,422.60	7,422.60
STLUCIE-Equities Sawgrass	363576109	ARTHUR J GALLAGHER ORD	NA	NA	NA	300.00	04/17/2019	---	24,198.69	0.00	0.00	12,914.31	37,113.00	37,113.00
STLUCIE-Equities Sawgrass	368736104	GENERAC HOLDINGS ORD	NA	NA	NA	20.00	04/17/2020	---	1,971.95	0.00	0.00	2,576.25	4,548.20	4,548.20
STLUCIE-Equities Sawgrass	368736104	GENERAC HOLDINGS ORD	NA	NA	NA	20.00	05/01/2020	---	2,077.77	0.00	0.00	2,470.43	4,548.20	4,548.20
STLUCIE-Equities Sawgrass	368736104	GENERAC HOLDINGS ORD	NA	NA	NA	20.00	05/08/2020	---	1,999.13	0.00	0.00	2,549.07	4,548.20	4,548.20
STLUCIE-Equities Sawgrass	368736104	GENERAC HOLDINGS ORD	NA	NA	NA	10.00	05/19/2020	---	1,030.48	0.00	0.00	1,243.62	2,274.10	2,274.10
STLUCIE-Equities Sawgrass	369550108	GENERAL DYNAMICS ORD	NA	NA	NA	230.00	07/12/2018	---	44,250.60	0.00	0.00	(10,022.00)	34,228.60	34,228.60
STLUCIE-Equities Sawgrass	371901109	GENTEX ORD	NA	NA	NA	52.00	02/28/2020	---	1,463.02	0.00	0.00	301.34	1,764.36	1,764.36
STLUCIE-Equities Sawgrass	371901109	GENTEX ORD	NA	NA	NA	10.00	03/31/2020	---	216.37	0.00	0.00	122.93	339.30	339.30
STLUCIE-Equities Sawgrass	371901109	GENTEX ORD	NA	NA	NA	4.00	09/29/2020	---	101.78	0.00	0.00	33.94	135.72	135.72
STLUCIE-Equities Sawgrass	371901109	GENTEX ORD	NA	NA	NA	5.00	12/31/2020	---	169.10	0.00	0.00	0.55	169.65	169.65
STLUCIE-Equities Sawgrass	38141G104	GOLDMAN SACHS GROUP ORD	NA	NA	NA	165.00	12/24/2020	---	41,350.58	0.00	0.00	2,161.57	43,512.15	43,512.15
STLUCIE-Equities Sawgrass	388689101	GRAPHIC PACKAGING HOLDING ORD	NA	NA	NA	90.00	02/28/2020	---	1,237.24	0.00	0.00	287.36	1,524.60	1,524.60
STLUCIE-Equities Sawgrass	388689101	GRAPHIC PACKAGING HOLDING ORD	NA	NA	NA	11.00	07/01/2020	---	151.80	0.83	0.00	34.54	186.34	186.34
STLUCIE-Equities Sawgrass	388689101	GRAPHIC PACKAGING HOLDING ORD	NA	NA	NA	41.00	09/29/2020	---	568.74	3.08	0.00	125.80	694.54	694.54
STLUCIE-Equities Sawgrass	388689101	GRAPHIC PACKAGING HOLDING ORD	NA	NA	NA	14.00	12/31/2020	---	235.06	0.00	0.00	2.10	237.16	237.16
STLUCIE-Equities Sawgrass	392709101	GREEN BRICK PARTNERS ORD	NA	NA	NA	180.00	02/19/2020	---	2,173.97	0.00	0.00	1,958.83	4,132.80	4,132.80
STLUCIE-Equities Sawgrass	392709101	GREEN BRICK PARTNERS ORD	NA	NA	NA	190.00	07/09/2020	---	2,427.93	0.00	0.00	4,362.40	4,362.40	4,362.40
STLUCIE-Equities Sawgrass	392709101	GREEN BRICK PARTNERS ORD	NA	NA	NA	180.00	07/21/2020	---	2,346.30	0.00	0.00	1,786.50	4,132.80	4,132.80
STLUCIE-Equities Sawgrass	392709101	GREEN BRICK PARTNERS ORD	NA	NA	NA	160.00	08/28/2020	---	1,415.36	0.00	0.00	1,258.24	3,673.60	3,673.60
STLUCIE-Equities Sawgrass	392709101	GREEN BRICK PARTNERS ORD	NA	NA	NA	160.00	09/08/2020	---	2,412.80	0.00	0.00	1,260.80	3,673.60	3,673.60
STLUCIE-Equities Sawgrass	392709101	GREEN BRICK PARTNERS ORD	NA	NA	NA	140.00	09/11/2020	---	2,163.07	0.00	0.00	1,051.33	3,214.40	3,214.40
STLUCIE-Equities Sawgrass	392709101	GREEN BRICK PARTNERS ORD	NA	NA	NA	70.00	09/16/2020	---	1,259.76	0.00	0.00	347.44	1,607.20	1,607.20
STLUCIE-Equities Sawgrass	392709101	GREEN BRICK PARTNERS ORD	NA	NA	NA	120.00	09/18/2020	---	2,224.01	0.00	0.00	531.19	2,755.20	2,755.20
STLUCIE-Equities Sawgrass	392709101	GREEN BRICK PARTNERS ORD	NA	NA	NA	50.00	10/22/2020	---	963.80	0.00	0.00	184.20	1,148.00	1,148.00
STLUCIE-Equities Sawgrass	404251101	HMS HOLDINGS ORD	NA	NA	NA	33.00	03/31/2020	---	822.69	0.00	0.00	390.06	1,212.75	1,212.75

**ST. LUCIE COUNTY BOARD OF COUNTY COMMISSIONERS
INVESTMENT PORTFOLIO
AS OF December 31, 2020**

Account	Identifier	Description	S&P Rating	Fitch Rating	Moody's Rating	Current Units	Settle Date	Final Maturity	Book Value	Interest Due	Accrued Balance	Net Unrealized Gain/Loss	Market Value	Market Value + Accrued
STLUCIE-Equities Sawgrass	40425J101	HMS HOLDINGS ORD	NA	NA	NA	8.00	09/29/2020	---	188.64	0.00	0.00	105.36	294.00	294.00
STLUCIE-Equities Sawgrass	40637H109	HALOZYME THERAPEUTICS ORD	NA	NA	NA	50.00	05/19/2020	---	1,202.12	0.00	0.00	933.38	2,135.50	2,135.50
STLUCIE-Equities Sawgrass	40637H109	HALOZYME THERAPEUTICS ORD	NA	NA	NA	80.00	06/05/2020	---	1,912.53	0.00	0.00	1,504.27	3,416.80	3,416.80
STLUCIE-Equities Sawgrass	40637H109	HALOZYME THERAPEUTICS ORD	NA	NA	NA	100.00	06/22/2020	---	2,375.50	0.00	0.00	1,895.50	4,271.00	4,271.00
STLUCIE-Equities Sawgrass	40637H109	HALOZYME THERAPEUTICS ORD	NA	NA	NA	60.00	06/29/2020	---	1,505.28	0.00	0.00	1,057.32	2,562.60	2,562.60
STLUCIE-Equities Sawgrass	40637H109	HALOZYME THERAPEUTICS ORD	NA	NA	NA	65.00	08/20/2020	---	1,809.87	0.00	0.00	966.28	2,776.15	2,776.15
STLUCIE-Equities Sawgrass	40637H109	HALOZYME THERAPEUTICS ORD	NA	NA	NA	65.00	09/11/2020	---	1,832.47	0.00	0.00	943.68	2,776.15	2,776.15
STLUCIE-Equities Sawgrass	40637H109	HALOZYME THERAPEUTICS ORD	NA	NA	NA	60.00	10/22/2020	---	1,828.90	0.00	0.00	733.70	2,562.60	2,562.60
STLUCIE-Equities Sawgrass	410345102	HANESBRANDS ORD	NA	NA	NA	89.00	05/01/2020	---	922.93	0.00	0.00	374.69	1,297.62	1,297.62
STLUCIE-Equities Sawgrass	410345102	HANESBRANDS ORD	NA	NA	NA	34.00	07/01/2020	---	374.26	0.00	0.00	121.46	495.72	495.72
STLUCIE-Equities Sawgrass	410345102	HANESBRANDS ORD	NA	NA	NA	9.00	09/29/2020	---	138.74	0.00	0.00	(7.52)	131.22	131.22
STLUCIE-Equities Sawgrass	410345102	HANESBRANDS ORD	NA	NA	NA	9.00	12/31/2020	---	131.22	0.00	0.00	0.00	131.22	131.22
STLUCIE-Equities Sawgrass	410867105	HANOVER INSURANCE GROUP ORD	NA	NA	NA	12.00	02/28/2020	---	1,574.37	0.00	0.00	(171.33)	1,403.04	1,403.04
STLUCIE-Equities Sawgrass	421906108	HEALTHCARE SERVICES ORD	NA	NA	NA	43.00	03/31/2020	---	959.33	0.00	0.00	248.97	1,208.30	1,208.30
STLUCIE-Equities Sawgrass	421906108	HEALTHCARE SERVICES ORD	NA	NA	NA	25.00	09/29/2020	---	528.19	0.00	0.00	174.31	702.50	702.50
STLUCIE-Equities Sawgrass	431475102	HILL ROM HOLDINGS ORD	NA	NA	NA	16.00	02/28/2020	---	1,627.36	0.00	0.00	(59.84)	1,567.52	1,567.52
STLUCIE-Equities Sawgrass	436106108	HOLLYFRONTIER ORD	NA	NA	NA	26.00	02/28/2020	---	938.60	0.00	0.00	(266.50)	672.10	672.10
STLUCIE-Equities Sawgrass	436106108	HOLLYFRONTIER ORD	NA	NA	NA	6.00	03/31/2020	---	145.50	0.00	0.00	9.60	155.10	155.10
STLUCIE-Equities Sawgrass	436106108	HOLLYFRONTIER ORD	NA	NA	NA	21.00	12/31/2020	---	527.31	0.00	0.00	15.54	542.85	542.85
STLUCIE-Equities Sawgrass	437076102	HOME DEPOT ORD	NA	NA	NA	136.00	04/08/2020	---	25,324.64	0.00	0.00	10,799.68	36,124.32	36,124.32
STLUCIE-Equities Sawgrass	437076102	HOME DEPOT ORD	NA	NA	NA	350.00	04/08/2020	---	66,196.38	0.00	0.00	26,770.62	92,967.00	92,967.00
STLUCIE-Equities Sawgrass	437076102	HOME DEPOT ORD	NA	NA	NA	170.00	04/23/2020	---	34,149.86	0.00	0.00	11,005.54	45,155.40	45,155.40
STLUCIE-Equities Sawgrass	437076102	HOME DEPOT ORD	NA	NA	NA	240.00	06/29/2020	---	58,456.32	0.00	0.00	5,292.48	63,748.80	63,748.80
STLUCIE-Equities Sawgrass	438516106	HONEYWELL INTERNATIONAL ORD	NA	NA	NA	75.00	07/22/2016	---	8,524.56	0.00	0.00	7,427.94	15,952.50	15,952.50
STLUCIE-Equities Sawgrass	438516106	HONEYWELL INTERNATIONAL ORD	NA	NA	NA	150.00	12/08/2016	---	16,279.46	0.00	0.00	15,625.54	31,905.00	31,905.00
STLUCIE-Equities Sawgrass	438516106	HONEYWELL INTERNATIONAL ORD	NA	NA	NA	75.00	12/09/2016	---	8,133.03	0.00	0.00	7,819.47	15,952.50	15,952.50
STLUCIE-Equities Sawgrass	438516106	HONEYWELL INTERNATIONAL ORD	NA	NA	NA	65.00	06/04/2018	---	9,242.37	0.00	0.00	4,583.13	13,825.50	13,825.50
STLUCIE-Equities Sawgrass	441593100	HOULIHAN LOK CL A ORD	NA	NA	NA	51.00	02/04/2020	---	2,649.65	0.00	0.00	779.08	3,428.73	3,428.73
STLUCIE-Equities Sawgrass	441593100	HOULIHAN LOK CL A ORD	NA	NA	NA	43.00	02/28/2020	---	2,311.48	0.00	0.00	579.41	2,890.89	2,890.89
STLUCIE-Equities Sawgrass	441593100	HOULIHAN LOK CL A ORD	NA	NA	NA	50.00	03/20/2020	---	2,361.00	0.00	0.00	1,000.50	3,361.50	3,361.50
STLUCIE-Equities Sawgrass	441593100	HOULIHAN LOK CL A ORD	NA	NA	NA	40.00	04/17/2020	---	2,239.11	0.00	0.00	450.09	2,689.20	2,689.20
STLUCIE-Equities Sawgrass	441593100	HOULIHAN LOK CL A ORD	NA	NA	NA	20.00	05/01/2020	---	1,200.49	0.00	0.00	144.11	1,344.60	1,344.60
STLUCIE-Equities Sawgrass	441593100	HOULIHAN LOK CL A ORD	NA	NA	NA	40.00	05/08/2020	---	2,355.51	0.00	0.00	333.69	2,689.20	2,689.20
STLUCIE-Equities Sawgrass	441593100	HOULIHAN LOK CL A ORD	NA	NA	NA	40.00	05/29/2020	---	2,412.10	0.00	0.00	277.10	2,689.20	2,689.20
STLUCIE-Equities Sawgrass	441593100	HOULIHAN LOK CL A ORD	NA	NA	NA	20.00	06/05/2020	---	1,206.10	0.00	0.00	138.50	1,344.60	1,344.60
STLUCIE-Equities Sawgrass	441593100	HOULIHAN LOK CL A ORD	NA	NA	NA	40.00	06/22/2020	---	2,392.45	0.00	0.00	296.75	2,689.20	2,689.20
STLUCIE-Equities Sawgrass	441593100	HOULIHAN LOK CL A ORD	NA	NA	NA	20.00	11/16/2020	---	1,289.42	0.00	0.00	55.18	1,344.60	1,344.60
STLUCIE-Equities Sawgrass	45168D104	IDEXX LABORATORIES ORD	NA	NA	NA	15.00	06/05/2020	---	4,753.65	0.00	0.00	2,744.40	7,498.05	7,498.05
STLUCIE-Equities Sawgrass	45772F107	INPHI ORD	NA	NA	NA	10.00	07/09/2020	---	1,226.92	0.00	0.00	377.79	1,604.70	1,604.70
STLUCIE-Equities Sawgrass	45772F107	INPHI ORD	NA	NA	NA	10.00	07/21/2020	---	1,220.01	0.00	0.00	384.69	1,604.70	1,604.70
STLUCIE-Equities Sawgrass	45772F107	INPHI ORD	NA	NA	NA	10.00	07/21/2020	---	1,217.40	0.00	0.00	387.30	1,604.70	1,604.70
STLUCIE-Equities Sawgrass	45772F107	INPHI ORD	NA	NA	NA	20.00	07/31/2020	---	2,438.62	0.00	0.00	770.78	3,209.40	3,209.40
STLUCIE-Equities Sawgrass	45772F107	INPHI ORD	NA	NA	NA	20.00	11/27/2020	---	3,000.20	0.00	0.00	209.20	3,209.40	3,209.40
STLUCIE-Equities Sawgrass	45781D101	INOVALON HOLDINGS CL A ORD	NA	NA	NA	62.00	03/03/2020	---	1,195.90	0.00	0.00	(69.36)	1,126.54	1,126.54
STLUCIE-Equities Sawgrass	45781D101	INOVALON HOLDINGS CL A ORD	NA	NA	NA	70.00	05/29/2020	---	1,317.50	0.00	0.00	(45.60)	1,271.90	1,271.90
STLUCIE-Equities Sawgrass	45781D101	INOVALON HOLDINGS CL A ORD	NA	NA	NA	75.00	06/25/2020	---	1,535.04	0.00	0.00	(172.29)	1,362.75	1,362.75
STLUCIE-Equities Sawgrass	45781D101	INOVALON HOLDINGS CL A ORD	NA	NA	NA	60.00	07/21/2020	---	1,178.96	0.00	0.00	(88.76)	1,090.20	1,090.20
STLUCIE-Equities Sawgrass	45781D101	INOVALON HOLDINGS CL A ORD	NA	NA	NA	70.00	09/11/2020	---	1,735.08	0.00	0.00	(463.18)	1,271.90	1,271.90
STLUCIE-Equities Sawgrass	458140100	INTEL ORD	NA	NA	NA	502.00	12/08/2016	---	17,278.84	0.00	0.00	7,730.80	25,009.64	25,009.64
STLUCIE-Equities Sawgrass	458140100	INTEL ORD	NA	NA	NA	300.00	12/09/2016	---	10,350.00	0.00	0.00	4,596.00	14,946.00	14,946.00
STLUCIE-Equities Sawgrass	458140100	INTEL ORD	NA	NA	NA	50.00	07/19/2019	---	2,471.00	0.00	0.00	20.00	2,491.00	2,491.00
STLUCIE-Equities Sawgrass	458140100	INTEL ORD	NA	NA	NA	125.00	09/13/2019	---	6,560.00	0.00	0.00	(332.50)	6,227.50	6,227.50
STLUCIE-Equities Sawgrass	458140100	INTEL ORD	NA	NA	NA	48.00	09/23/2020	---	2,383.44	0.00	0.00	7.92	2,391.36	2,391.36
STLUCIE-Equities Sawgrass	459200101	INTERNATIONAL BUSINESS MACHINES ORD	NA	NA	NA	140.00	01/22/2018	---	23,692.73	0.00	0.00	(6,069.53)	17,623.20	17,623.20
STLUCIE-Equities Sawgrass	459200101	INTERNATIONAL BUSINESS MACHINES ORD	NA	NA	NA	175.00	07/19/2019	---	25,041.78	0.00	0.00	(3,012.78)	22,029.00	22,029.00
STLUCIE-Equities Sawgrass	460690100	INTERPUBLIC GROUP OF COMPANIES ORD	NA	NA	NA	55.00	02/28/2020	---	1,270.78	0.00	0.00	22.82	1,293.60	1,293.60
STLUCIE-Equities Sawgrass	460690100	INTERPUBLIC GROUP OF COMPANIES ORD	NA	NA	NA	27.00	07/01/2020	---	463.59	0.00	0.00	171.45	635.04	635.04
STLUCIE-Equities Sawgrass	460690100	INTERPUBLIC GROUP OF COMPANIES ORD	NA	NA	NA	2,500.00	07/30/2020	---	45,831.50	0.00	0.00	12,968.50	58,800.00	58,800.00
STLUCIE-Equities Sawgrass	460690100	INTERPUBLIC GROUP OF COMPANIES ORD	NA	NA	NA	8.00	09/29/2020	---	133.80	0.00	0.00	54.36	188.16	188.16
STLUCIE-Equities Sawgrass	460690100	INTERPUBLIC GROUP OF COMPANIES ORD	NA	NA	NA	6.00	12/31/2020	---	142.80	0.00	0.00	(1.68)	141.12	141.12
STLUCIE-Equities Sawgrass	46284V101	IRON MOUNTAIN ORD	NA	NA	NA	48.00	07/01/2020	---	1,222.06	29.69	0.00	192.98	1,415.04	1,415.04
STLUCIE-Equities Sawgrass	46284V101	IRON MOUNTAIN ORD	NA	NA	NA	5.00	12/31/2020	---	148.45	0.00	0.00	(1.05)	147.40	147.40
STLUCIE-Equities Sawgrass	46625H100	JPMORGAN CHASE ORD	NA	NA	NA	425.00	12/08/2016	---	35,351.42	0.00	0.00	18,653.34	54,004.75	54,004.75
STLUCIE-Equities Sawgrass	46625H100	JPMORGAN CHASE ORD	NA	NA	NA	250.00	12/09/2016	---	20,718.75	0.00	0.00	11,048.75	31,767.50	31,767.50
STLUCIE-Equities Sawgrass	46625H100	JPMORGAN CHASE ORD	NA	NA	NA	95.00	06/04/2018	---	10,224.85	0.00	0.00	1,846.80	12,071.65	12,071.65
STLUCIE-Equities Sawgrass	46625H100	JPMORGAN CHASE ORD	NA	NA	NA	48.00	06/05/2020	---	5,006.40	0.00	0.00	1,092.96	6,099.36	6,099.36
STLUCIE-Equities Sawgrass	466313103	JABIL ORD	NA	NA	NA	44.00	02/28/2020	---	1,532.05	0.00	0.00	339.27	1,871.32	1,871.32
STLUCIE-Equities Sawgrass	466313103	JABIL ORD	NA	NA	NA	9.00	03/31/2020	---	212.58	0.00	0.00	170.19	382.77	382.77

**ST. LUCIE COUNTY BOARD OF COUNTY COMMISSIONERS
INVESTMENT PORTFOLIO
AS OF December 31, 2020**

Account	Identifier	Description	S&P Rating	Fitch Rating	Moody's Rating	Current Units	Settle Date	Final Maturity	Book Value	Interest Due	Accrued Balance	Net Unrealized Gain/Loss	Market Value	Market Value + Accrued
STLUCIE-Equities Sawgrass	466313103	JABIL ORD	NA	NA	NA	8.00	07/01/2020	---	255.57	0.00	0.00	84.67	340.24	340.24
STLUCIE-Equities Sawgrass	466313103	JABIL ORD	NA	NA	NA	2.00	09/29/2020	---	67.53	0.00	0.00	17.53	85.06	85.06
STLUCIE-Equities Sawgrass	466313103	JABIL ORD	NA	NA	NA	5.00	12/31/2020	---	211.60	0.00	0.00	1.05	212.65	212.65
STLUCIE-Equities Sawgrass	478160104	JOHNSON & JOHNSON ORD	NA	NA	NA	52.00	12/09/2016	---	5,834.72	0.00	0.00	2,349.04	8,183.76	8,183.76
STLUCIE-Equities Sawgrass	478160104	JOHNSON & JOHNSON ORD	NA	NA	NA	310.00	02/23/2017	---	36,711.78	0.00	0.00	12,076.02	48,787.80	48,787.80
STLUCIE-Equities Sawgrass	478160104	JOHNSON & JOHNSON ORD	NA	NA	NA	60.00	06/19/2017	---	7,981.46	0.00	0.00	1,461.34	9,442.80	9,442.80
STLUCIE-Equities Sawgrass	478160104	JOHNSON & JOHNSON ORD	NA	NA	NA	70.00	02/28/2018	---	9,255.75	0.00	0.00	1,760.85	11,016.60	11,016.60
STLUCIE-Equities Sawgrass	478160104	JOHNSON & JOHNSON ORD	NA	NA	NA	76.00	06/04/2018	---	9,155.72	0.00	0.00	2,805.16	11,960.88	11,960.88
STLUCIE-Equities Sawgrass	478160104	JOHNSON & JOHNSON ORD	NA	NA	NA	47.00	04/22/2019	---	6,535.82	0.00	0.00	861.04	7,396.86	7,396.86
STLUCIE-Equities Sawgrass	478160104	JOHNSON & JOHNSON ORD	NA	NA	NA	20.00	07/28/2020	---	2,955.80	0.00	0.00	191.80	3,147.60	3,147.60
STLUCIE-Equities Sawgrass	48020Q107	JONES LANG LASALLE ORD	NA	NA	NA	17.00	02/28/2020	---	2,459.36	0.00	0.00	62.93	2,522.29	2,522.29
STLUCIE-Equities Sawgrass	48020Q107	JONES LANG LASALLE ORD	NA	NA	NA	1.00	09/29/2020	---	95.82	0.00	0.00	52.55	148.37	148.37
STLUCIE-Equities Sawgrass	48666K109	KB HOME ORD	NA	NA	NA	105.00	01/04/2021	---	3,654.44	0.00	0.00	(134.84)	3,519.60	3,519.60
STLUCIE-Equities Sawgrass	49714P108	KINSALE CAPITAL GROUP ORD	NA	NA	NA	20.00	10/10/2019	---	2,050.73	0.00	0.00	1,951.87	4,002.60	4,002.60
STLUCIE-Equities Sawgrass	49714P108	KINSALE CAPITAL GROUP ORD	NA	NA	NA	27.00	02/12/2020	---	5,296.73	0.00	0.00	2,106.78	5,403.51	5,403.51
STLUCIE-Equities Sawgrass	49714P108	KINSALE CAPITAL GROUP ORD	NA	NA	NA	20.00	05/07/2020	---	2,573.31	0.00	0.00	1,429.29	4,002.60	4,002.60
STLUCIE-Equities Sawgrass	49714P108	KINSALE CAPITAL GROUP ORD	NA	NA	NA	10.00	07/21/2020	---	1,622.47	0.00	0.00	378.83	2,001.30	2,001.30
STLUCIE-Equities Sawgrass	49714P108	KINSALE CAPITAL GROUP ORD	NA	NA	NA	5.00	11/19/2020	---	1,164.89	0.00	0.00	(164.24)	1,000.65	1,000.65
STLUCIE-Equities Sawgrass	501044101	KROGER ORD	NA	NA	NA	138.00	03/20/2020	---	4,758.24	0.00	0.00	(375.36)	4,382.88	4,382.88
STLUCIE-Equities Sawgrass	50187A107	LHC GROUP ORD	NA	NA	NA	37.00	05/31/2019	---	4,204.99	0.00	0.00	3,687.85	7,892.84	7,892.84
STLUCIE-Equities Sawgrass	50187A107	LHC GROUP ORD	NA	NA	NA	20.00	08/12/2019	---	2,526.20	0.00	0.00	1,740.20	4,266.40	4,266.40
STLUCIE-Equities Sawgrass	50187A107	LHC GROUP ORD	NA	NA	NA	12.00	02/28/2020	---	1,799.83	0.00	0.00	760.01	2,559.84	2,559.84
STLUCIE-Equities Sawgrass	50187A107	LHC GROUP ORD	NA	NA	NA	20.00	04/03/2020	---	2,633.77	0.00	0.00	1,632.63	4,266.40	4,266.40
STLUCIE-Equities Sawgrass	50187A107	LHC GROUP ORD	NA	NA	NA	10.00	06/29/2020	---	1,699.31	0.00	0.00	433.89	2,133.20	2,133.20
STLUCIE-Equities Sawgrass	50189K103	LCI INDUSTRIES ORD	NA	NA	NA	20.00	11/27/2020	---	2,687.54	0.00	0.00	(93.94)	2,593.60	2,593.60
STLUCIE-Equities Sawgrass	50189K103	LCI INDUSTRIES ORD	NA	NA	NA	20.00	12/28/2020	---	2,700.35	0.00	0.00	(106.75)	2,593.60	2,593.60
STLUCIE-Equities Sawgrass	50212V100	LPL FINANCIAL HOLDINGS ORD	NA	NA	NA	13.00	02/28/2020	---	1,091.85	0.00	0.00	263.01	1,354.86	1,354.86
STLUCIE-Equities Sawgrass	505336107	LA Z BOY ORD	NA	NA	NA	55.00	09/11/2020	---	1,754.22	0.00	0.00	436.98	2,191.20	2,191.20
STLUCIE-Equities Sawgrass	505336107	LA Z BOY ORD	NA	NA	NA	60.00	11/27/2020	---	2,337.29	0.00	0.00	53.11	2,390.40	2,390.40
STLUCIE-Equities Sawgrass	505336107	LA Z BOY ORD	NA	NA	NA	90.00	12/28/2020	---	3,673.44	0.00	0.00	(87.84)	3,585.60	3,585.60
STLUCIE-Equities Sawgrass	505336107	LA Z BOY ORD	NA	NA	NA	70.00	01/05/2021	---	2,807.36	0.00	0.00	(18.56)	2,788.80	2,788.80
STLUCIE-Equities Sawgrass	525558201	LEMAITRE VASCULAR ORD	NA	NA	NA	45.00	09/11/2020	---	1,425.76	0.00	0.00	396.74	1,822.50	1,822.50
STLUCIE-Equities Sawgrass	525558201	LEMAITRE VASCULAR ORD	NA	NA	NA	60.00	09/25/2020	---	2,023.73	0.00	0.00	406.27	2,430.00	2,430.00
STLUCIE-Equities Sawgrass	526107107	LENNOX INTERNATIONAL ORD	NA	NA	NA	6.00	02/28/2020	---	1,463.76	4.62	0.00	180.06	1,643.82	1,643.82
STLUCIE-Equities Sawgrass	536797103	LITHIA MOTORS CL A ORD	NA	NA	NA	10.00	07/21/2020	---	1,728.15	0.00	0.00	1,198.55	2,926.70	2,926.70
STLUCIE-Equities Sawgrass	536797103	LITHIA MOTORS CL A ORD	NA	NA	NA	10.00	07/24/2020	---	1,940.57	0.00	0.00	986.13	2,926.70	2,926.70
STLUCIE-Equities Sawgrass	536797103	LITHIA MOTORS CL A ORD	NA	NA	NA	5.00	09/11/2020	---	1,230.64	0.00	0.00	232.71	1,463.35	1,463.35
STLUCIE-Equities Sawgrass	539830109	LOCKHEED MARTIN ORD	NA	NA	NA	14.00	06/05/2020	---	5,621.98	0.00	0.00	(652.26)	4,969.72	4,969.72
STLUCIE-Equities Sawgrass	539830109	LOCKHEED MARTIN ORD	NA	NA	NA	6.00	07/28/2020	---	2,311.80	0.00	0.00	(181.92)	2,129.88	2,129.88
STLUCIE-Equities Sawgrass	539830109	LOCKHEED MARTIN ORD	NA	NA	NA	150.00	09/10/2020	---	57,172.50	0.00	0.00	(3,925.50)	53,247.00	53,247.00
STLUCIE-Equities Sawgrass	552690109	MDU RESOURCES GROUP ORD	NA	NA	NA	64.00	12/31/2020	---	1,678.73	0.00	0.00	7.03	1,685.76	1,685.76
STLUCIE-Equities Sawgrass	55345K103	MRC GLOBAL ORD	NA	NA	NA	157.00	07/01/2020	---	945.80	0.00	0.00	95.11	1,040.91	1,040.91
STLUCIE-Equities Sawgrass	55345K103	MRC GLOBAL ORD	NA	NA	NA	42.00	09/29/2020	---	185.43	0.00	0.00	93.03	278.46	278.46
STLUCIE-Equities Sawgrass	55345K103	MRC GLOBAL ORD	NA	NA	NA	11.00	12/31/2020	---	72.82	0.00	0.00	0.11	72.93	72.93
STLUCIE-Equities Sawgrass	55345K103	MRC GLOBAL ORD	NA	NA	NA	600.00	01/04/2021	---	4,003.80	0.00	0.00	(25.80)	3,978.00	3,978.00
STLUCIE-Equities Sawgrass	55616P104	MACYS ORD	NA	NA	NA	13.00	02/28/2020	---	177.20	0.00	0.00	(30.95)	146.25	146.25
STLUCIE-Equities Sawgrass	55616P104	MACYS ORD	NA	NA	NA	108.00	03/31/2020	---	598.86	0.00	0.00	616.14	1,215.00	1,215.00
STLUCIE-Equities Sawgrass	55616P104	MACYS ORD	NA	NA	NA	302.00	07/01/2020	---	1,958.62	0.00	0.00	1,438.88	3,397.50	3,397.50
STLUCIE-Equities Sawgrass	559079207	MAGELLAN HEALTH ORD	NA	NA	NA	24.00	02/28/2020	---	1,602.43	0.00	0.00	385.73	1,988.16	1,988.16
STLUCIE-Equities Sawgrass	562750109	MANHATTAN ASSOCIATES ORD	NA	NA	NA	15.00	07/25/2019	---	1,086.68	0.00	0.00	491.02	1,577.70	1,577.70
STLUCIE-Equities Sawgrass	562750109	MANHATTAN ASSOCIATES ORD	NA	NA	NA	30.00	07/29/2019	---	2,602.35	0.00	0.00	553.05	3,155.40	3,155.40
STLUCIE-Equities Sawgrass	56418H100	MANPOWERGROUP ORD	NA	NA	NA	25.00	02/28/2020	---	1,979.28	0.00	0.00	275.22	2,254.50	2,254.50
STLUCIE-Equities Sawgrass	56418H100	MANPOWERGROUP ORD	NA	NA	NA	2.00	09/29/2020	---	144.28	0.00	0.00	36.08	180.36	180.36
STLUCIE-Equities Sawgrass	56418H100	MANPOWERGROUP ORD	NA	NA	NA	3.00	12/31/2020	---	269.19	0.00	0.00	1.35	270.54	270.54
STLUCIE-Equities Sawgrass	565849106	MARATHON OIL ORD	NA	NA	NA	160.00	07/01/2020	---	942.40	0.00	0.00	124.80	1,067.20	1,067.20
STLUCIE-Equities Sawgrass	565849106	MARATHON OIL ORD	NA	NA	NA	46.00	12/31/2020	---	302.91	0.00	0.00	3.91	306.82	306.82
STLUCIE-Equities Sawgrass	565849106	MARATHON OIL ORD	NA	NA	NA	1,300.00	01/04/2021	---	8,859.50	0.00	0.00	(188.50)	8,671.00	8,671.00
STLUCIE-Equities Sawgrass	56585A102	MARATHON PETROLEUM ORD	NA	NA	NA	186.60	12/08/2016	---	8,678.12	0.00	0.00	(960.41)	7,717.71	7,717.71
STLUCIE-Equities Sawgrass	56585A102	MARATHON PETROLEUM ORD	NA	NA	NA	233.75	12/09/2016	---	11,121.25	0.00	0.00	(1,453.35)	9,667.90	9,667.90
STLUCIE-Equities Sawgrass	56585A102	MARATHON PETROLEUM ORD	NA	NA	NA	407.65	01/05/2018	---	25,461.43	0.00	0.00	(8,600.97)	16,860.47	16,860.47
STLUCIE-Equities Sawgrass	56585A102	MARATHON PETROLEUM ORD	NA	NA	NA	25.00	07/19/2019	---	1,370.75	0.00	0.00	(336.75)	1,034.00	1,034.00
STLUCIE-Equities Sawgrass	566324109	MARCUS & MILLICHAP INC. ORD	NA	NA	NA	39.00	02/28/2020	---	1,332.07	0.00	0.00	119.90	1,451.97	1,451.97
STLUCIE-Equities Sawgrass	566324109	MARCUS & MILLICHAP INC. ORD	NA	NA	NA	2.00	12/31/2020	---	75.30	0.00	0.00	(0.84)	74.46	74.46
STLUCIE-Equities Sawgrass	57060D108	MARKETAXESS HOLDINGS ORD	NA	NA	NA	13.00	04/17/2020	---	5,335.20	0.00	0.00	2,082.08	7,417.28	7,417.28
STLUCIE-Equities Sawgrass	577933104	MAXIMUS ORD	NA	NA	NA	50.00	11/19/2020	---	3,736.83	0.00	0.00	(77.33)	3,659.50	3,659.50
STLUCIE-Equities Sawgrass	579780206	MCCORMICK ORD	NA	NA	NA	820.00	06/19/2020	---	71,453.08	278.80	0.00	6,938.92	78,392.00	78,392.00
STLUCIE-Equities Sawgrass	579780206	MCCORMICK ORD	NA	NA	NA	640.00	06/30/2020	---	56,316.96	217.60	0.00	4,867.04	61,184.00	61,184.00
STLUCIE-Equities Sawgrass	579780206	MCCORMICK ORD	NA	NA	NA	760.00	07/07/2020	---	69,082.06	258.40	0.00	3,573.94	72,656.00	72,656.00

**ST. LUCIE COUNTY BOARD OF COUNTY COMMISSIONERS
INVESTMENT PORTFOLIO
AS OF December 31, 2020**

Account	Identifier	Description	S&P Rating	Fitch Rating	Moody's Rating	Current Units	Settle Date	Final Maturity	Book Value	Interest Due	Accrued Balance	Net Unrealized Gain/Loss	Market Value	Market Value + Accrued
STLUCIE-Equities Sawgrass	579780206	MCCORMICK ORD	NA	NA	NA	490.00	12/17/2020	---	45,010.67	166.60	0.00	1,833.33	46,844.00	46,844.00
STLUCIE-Equities Sawgrass	579780206	MCCORMICK ORD	NA	NA	NA	200.00	12/30/2020	---	18,612.92	68.00	0.00	507.08	19,120.00	19,120.00
STLUCIE-Equities Sawgrass	58470H101	MEDIFAST ORD	NA	NA	NA	10.00	09/25/2020	---	1,685.89	11.30	0.00	277.51	1,963.40	1,963.40
STLUCIE-Equities Sawgrass	58470H101	MEDIFAST ORD	NA	NA	NA	30.00	12/28/2020	---	5,992.44	0.00	0.00	(102.24)	5,890.20	5,890.20
STLUCIE-Equities Sawgrass	58470H101	MEDIFAST ORD	NA	NA	NA	10.00	01/05/2021	---	1,931.52	0.00	0.00	31.88	1,963.40	1,963.40
STLUCIE-Equities Sawgrass	58506Q109	MEDPACE HOLDINGS ORD	NA	NA	NA	5.00	08/09/2019	---	381.29	0.00	0.00	314.71	696.00	696.00
STLUCIE-Equities Sawgrass	58506Q109	MEDPACE HOLDINGS ORD	NA	NA	NA	40.00	02/26/2020	---	3,850.06	0.00	0.00	1,717.94	5,568.00	5,568.00
STLUCIE-Equities Sawgrass	58506Q109	MEDPACE HOLDINGS ORD	NA	NA	NA	40.00	03/03/2020	---	3,582.46	0.00	0.00	1,985.54	5,568.00	5,568.00
STLUCIE-Equities Sawgrass	58506Q109	MEDPACE HOLDINGS ORD	NA	NA	NA	30.00	03/05/2020	---	2,738.98	0.00	0.00	1,437.02	4,176.00	4,176.00
STLUCIE-Equities Sawgrass	58506Q109	MEDPACE HOLDINGS ORD	NA	NA	NA	30.00	03/12/2020	---	2,669.85	0.00	0.00	1,506.15	4,176.00	4,176.00
STLUCIE-Equities Sawgrass	58506Q109	MEDPACE HOLDINGS ORD	NA	NA	NA	50.00	03/18/2020	---	3,610.97	0.00	0.00	3,349.03	6,960.00	6,960.00
STLUCIE-Equities Sawgrass	58506Q109	MEDPACE HOLDINGS ORD	NA	NA	NA	20.00	05/19/2020	---	1,666.15	0.00	0.00	1,117.85	2,784.00	2,784.00
STLUCIE-Equities Sawgrass	589400100	MERCURY GENERAL ORD	NA	NA	NA	39.00	02/28/2020	---	1,870.22	0.00	0.00	165.97	2,036.19	2,036.19
STLUCIE-Equities Sawgrass	589889104	MERIT MEDICAL SYSTEMS ORD	NA	NA	NA	65.00	06/02/2020	---	2,820.03	0.00	0.00	788.12	3,608.15	3,608.15
STLUCIE-Equities Sawgrass	589889104	MERIT MEDICAL SYSTEMS ORD	NA	NA	NA	50.00	12/08/2020	---	2,913.25	0.00	0.00	(137.75)	2,775.50	2,775.50
STLUCIE-Equities Sawgrass	59001A102	MERITAGE HOMES ORD	NA	NA	NA	10.00	11/05/2019	---	728.37	0.00	0.00	99.83	828.20	828.20
STLUCIE-Equities Sawgrass	59001A102	MERITAGE HOMES ORD	NA	NA	NA	50.00	02/26/2020	---	3,598.26	0.00	0.00	542.74	4,141.00	4,141.00
STLUCIE-Equities Sawgrass	59001A102	MERITAGE HOMES ORD	NA	NA	NA	40.00	03/05/2020	---	2,687.69	0.00	0.00	625.11	3,312.80	3,312.80
STLUCIE-Equities Sawgrass	59001A102	MERITAGE HOMES ORD	NA	NA	NA	20.00	08/20/2020	---	2,121.39	0.00	0.00	(464.99)	1,656.40	1,656.40
STLUCIE-Equities Sawgrass	59001A102	MERITAGE HOMES ORD	NA	NA	NA	30.00	09/08/2020	---	2,883.83	0.00	0.00	(399.23)	2,484.60	2,484.60
STLUCIE-Equities Sawgrass	59001A102	MERITAGE HOMES ORD	NA	NA	NA	20.00	09/11/2020	---	1,946.39	0.00	0.00	(289.99)	1,656.40	1,656.40
STLUCIE-Equities Sawgrass	59001A102	MERITAGE HOMES ORD	NA	NA	NA	30.00	09/18/2020	---	3,089.61	0.00	0.00	(605.01)	2,484.60	2,484.60
STLUCIE-Equities Sawgrass	594918104	MICROSOFT ORD	NA	NA	NA	482.00	03/10/2020	---	78,339.46	0.00	0.00	28,866.98	107,206.44	107,206.44
STLUCIE-Equities Sawgrass	594918104	MICROSOFT ORD	NA	NA	NA	300.00	03/11/2020	---	46,413.51	0.00	0.00	20,312.49	66,726.00	66,726.00
STLUCIE-Equities Sawgrass	594918104	MICROSOFT ORD	NA	NA	NA	10.00	03/30/2020	---	1,534.30	0.00	0.00	689.90	2,224.20	2,224.20
STLUCIE-Equities Sawgrass	594918104	MICROSOFT ORD	NA	NA	NA	20.00	04/30/2020	---	3,422.60	0.00	0.00	1,025.80	4,448.40	4,448.40
STLUCIE-Equities Sawgrass	606710200	MITEK SYSTEMS ORD	NA	NA	NA	150.00	09/11/2020	---	1,749.15	0.00	0.00	917.85	2,667.00	2,667.00
STLUCIE-Equities Sawgrass	606710200	MITEK SYSTEMS ORD	NA	NA	NA	135.00	09/25/2020	---	1,728.51	0.00	0.00	671.79	2,400.30	2,400.30
STLUCIE-Equities Sawgrass	60855R100	MOLINA HEALTHCARE ORD	NA	NA	NA	9.00	02/28/2020	---	1,162.13	0.00	0.00	751.99	1,914.12	1,914.12
STLUCIE-Equities Sawgrass	60855R100	MOLINA HEALTHCARE ORD	NA	NA	NA	1.00	09/29/2020	---	159.33	0.00	0.00	53.35	212.68	212.68
STLUCIE-Equities Sawgrass	61174X109	MONSTER BEVERAGE ORD	NA	NA	NA	94.00	11/10/2020	---	7,822.68	0.00	0.00	870.44	8,693.12	8,693.12
STLUCIE-Equities Sawgrass	62914B100	NIC ORD	NA	NA	NA	46.00	06/22/2020	---	1,065.36	0.00	0.00	122.82	1,188.18	1,188.18
STLUCIE-Equities Sawgrass	62914B100	NIC ORD	NA	NA	NA	3.00	09/29/2020	---	58.22	0.00	0.00	19.27	77.49	77.49
STLUCIE-Equities Sawgrass	62914B100	NIC ORD	NA	NA	NA	12.00	12/31/2020	---	318.71	0.00	0.00	(8.75)	309.96	309.96
STLUCIE-Equities Sawgrass	629377508	NRG ENERGY ORD	NA	NA	NA	45.00	07/01/2020	---	1,436.68	0.00	0.00	253.07	1,689.75	1,689.75
STLUCIE-Equities Sawgrass	629377508	NRG ENERGY ORD	NA	NA	NA	10.00	12/31/2020	---	352.80	0.00	0.00	22.70	375.50	375.50
STLUCIE-Equities Sawgrass	635017106	NATIONAL BEVERAGE ORD	NA	NA	NA	55.00	05/07/2020	---	2,780.60	330.00	0.00	1,888.90	4,669.50	4,669.50
STLUCIE-Equities Sawgrass	635906100	NATIONAL HEALTHCARE ORD	NA	NA	NA	20.00	02/28/2020	---	1,515.00	10.40	0.00	(186.80)	1,328.20	1,328.20
STLUCIE-Equities Sawgrass	636220303	NATIONAL GENERAL HOLDINGS ORD	NA	NA	NA	92.00	02/28/2020	---	1,946.90	4.60	0.00	1,197.66	3,144.56	3,144.56
STLUCIE-Equities Sawgrass	637372202	NATIONAL RESEARCH ORD	NA	NA	NA	23.00	11/19/2020	---	1,298.08	0.00	0.00	(314.83)	983.25	983.25
STLUCIE-Equities Sawgrass	637372202	NATIONAL RESEARCH ORD	NA	NA	NA	4.00	12/31/2020	---	175.44	0.00	0.00	(4.44)	171.00	171.00
STLUCIE-Equities Sawgrass	63938C108	NAVIENT ORD	NA	NA	NA	285.00	01/04/2021	---	2,825.78	0.00	0.00	(27.08)	2,798.70	2,798.70
STLUCIE-Equities Sawgrass	640491106	NEOGEN ORD	NA	NA	NA	55.00	02/04/2020	---	3,710.61	0.00	0.00	650.89	4,361.50	4,361.50
STLUCIE-Equities Sawgrass	640491106	NEOGEN ORD	NA	NA	NA	35.00	05/07/2020	---	2,195.50	0.00	0.00	580.00	2,775.50	2,775.50
STLUCIE-Equities Sawgrass	640491106	NEOGEN ORD	NA	NA	NA	30.00	06/01/2020	---	2,162.33	0.00	0.00	216.67	2,379.00	2,379.00
STLUCIE-Equities Sawgrass	64049M209	NEOGENOMICS ORD	NA	NA	NA	25.00	04/01/2019	---	487.80	0.00	0.00	858.20	1,346.00	1,346.00
STLUCIE-Equities Sawgrass	64049M209	NEOGENOMICS ORD	NA	NA	NA	90.00	05/07/2019	---	2,074.29	0.00	0.00	2,771.31	4,845.60	4,845.60
STLUCIE-Equities Sawgrass	64049M209	NEOGENOMICS ORD	NA	NA	NA	35.00	05/07/2020	---	958.99	0.00	0.00	925.41	1,884.40	1,884.40
STLUCIE-Equities Sawgrass	64049M209	NEOGENOMICS ORD	NA	NA	NA	10.00	07/21/2020	---	366.22	0.00	0.00	172.18	538.40	538.40
STLUCIE-Equities Sawgrass	64049M209	NEOGENOMICS ORD	NA	NA	NA	50.00	10/16/2020	---	2,201.95	0.00	0.00	490.05	2,692.00	2,692.00
STLUCIE-Equities Sawgrass	65342T106	NI HOLDINGS ORD	NA	NA	NA	99.00	02/28/2020	---	1,439.29	0.00	0.00	186.29	1,625.58	1,625.58
STLUCIE-Equities Sawgrass	65342T106	NI HOLDINGS ORD	NA	NA	NA	8.00	12/31/2020	---	135.76	0.00	0.00	(4.40)	131.36	131.36
STLUCIE-Equities Sawgrass	67020Y100	NUANCE COMMUNICATIONS ORD	NA	NA	NA	44.00	02/28/2020	---	980.98	0.00	0.00	958.98	1,939.96	1,939.96
STLUCIE-Equities Sawgrass	67020Y100	NUANCE COMMUNICATIONS ORD	NA	NA	NA	7.00	07/01/2020	---	176.96	0.00	0.00	131.67	308.63	308.63
STLUCIE-Equities Sawgrass	67020Y100	NUANCE COMMUNICATIONS ORD	NA	NA	NA	14.00	09/29/2020	---	457.31	0.00	0.00	159.95	617.26	617.26
STLUCIE-Equities Sawgrass	67020Y100	NUANCE COMMUNICATIONS ORD	NA	NA	NA	10.00	12/31/2020	---	436.30	0.00	0.00	4.60	440.90	440.90
STLUCIE-Equities Sawgrass	682095104	OMEGA FLEX ORD	NA	NA	NA	0.00	06/02/2020	---	0.00	2.80	0.00	0.00	0.00	0.00
STLUCIE-Equities Sawgrass	68213N109	OMNICELL ORD	NA	NA	NA	35.00	11/19/2020	---	3,576.57	0.00	0.00	624.13	4,200.70	4,200.70
STLUCIE-Equities Sawgrass	68213N109	OMNICELL ORD	NA	NA	NA	40.00	12/08/2020	---	4,333.77	0.00	0.00	467.03	4,800.80	4,800.80
STLUCIE-Equities Sawgrass	68389X105	ORACLE ORD	NA	NA	NA	595.00	03/22/2018	---	27,912.28	0.00	0.00	10,578.27	38,490.55	38,490.55
STLUCIE-Equities Sawgrass	68389X105	ORACLE ORD	NA	NA	NA	25.00	07/19/2019	---	1,463.00	0.00	0.00	154.25	1,617.25	1,617.25
STLUCIE-Equities Sawgrass	68389X105	ORACLE ORD	NA	NA	NA	170.00	09/26/2019	---	9,110.74	0.00	0.00	1,886.56	10,997.30	10,997.30
STLUCIE-Equities Sawgrass	68389X105	ORACLE ORD	NA	NA	NA	2,710.00	06/19/2020	---	144,451.67	0.00	0.00	30,858.23	175,309.90	175,309.90
STLUCIE-Equities Sawgrass	68389X105	ORACLE ORD	NA	NA	NA	1,580.00	06/26/2020	---	86,828.74	0.00	0.00	15,381.46	102,210.20	102,210.20
STLUCIE-Equities Sawgrass	68389X105	ORACLE ORD	NA	NA	NA	165.00	08/26/2020	---	9,203.70	0.00	0.00	1,470.15	10,673.85	10,673.85
STLUCIE-Equities Sawgrass	69351T106	PPL ORD	NA	NA	NA	145.00	09/22/2017	---	5,678.19	60.18	0.00	(1,589.19)	4,089.00	4,089.00
STLUCIE-Equities Sawgrass	69351T106	PPL ORD	NA	NA	NA	1,200.00	11/27/2017	---	43,268.64	498.00	0.00	(9,428.64)	33,840.00	33,840.00
STLUCIE-Equities Sawgrass	69351T106	PPL ORD	NA	NA	NA	500.00	07/19/2018	---	14,302.55	207.50	0.00	(202.55)	14,100.00	14,100.00

**ST. LUCIE COUNTY BOARD OF COUNTY COMMISSIONERS
INVESTMENT PORTFOLIO
AS OF December 31, 2020**

Account	Identifier	Description	S&P Rating	Fitch Rating	Moody's Rating	Current Units	Settle Date	Final Maturity	Book Value	Interest Due	Accrued Balance	Net Unrealized Gain/Loss	Market Value	Market Value + Accrued
STLUCIE-Equities Sawgrass	69351T106	PPL ORD	NA	NA	NA	550.00	10/19/2018	---	17,070.68	228.25	0.00	(1,560.68)	15,510.00	15,510.00
STLUCIE-Equities Sawgrass	69351T106	PPL ORD	NA	NA	NA	75.00	07/19/2019	---	2,289.00	31.13	0.00	(174.00)	2,115.00	2,115.00
STLUCIE-Equities Sawgrass	695127100	PACIRA BIOSCIENCES ORD	NA	NA	NA	70.00	02/26/2020	---	3,347.94	0.00	0.00	840.86	4,188.80	4,188.80
STLUCIE-Equities Sawgrass	695127100	PACIRA BIOSCIENCES ORD	NA	NA	NA	90.00	03/03/2020	---	3,810.67	0.00	0.00	1,574.93	5,385.60	5,385.60
STLUCIE-Equities Sawgrass	695127100	PACIRA BIOSCIENCES ORD	NA	NA	NA	40.00	05/08/2020	---	6,979.28	0.00	0.00	714.32	2,393.60	2,393.60
STLUCIE-Equities Sawgrass	695127100	PACIRA BIOSCIENCES ORD	NA	NA	NA	50.00	06/22/2020	---	2,246.35	0.00	0.00	745.65	2,992.00	2,992.00
STLUCIE-Equities Sawgrass	695127100	PACIRA BIOSCIENCES ORD	NA	NA	NA	40.00	06/29/2020	---	1,808.62	0.00	0.00	584.98	2,393.60	2,393.60
STLUCIE-Equities Sawgrass	695127100	PACIRA BIOSCIENCES ORD	NA	NA	NA	35.00	09/11/2020	---	2,169.83	0.00	0.00	(75.43)	2,094.40	2,094.40
STLUCIE-Equities Sawgrass	695127100	PACIRA BIOSCIENCES ORD	NA	NA	NA	30.00	09/25/2020	---	1,782.20	0.00	0.00	13.00	1,795.20	1,795.20
STLUCIE-Equities Sawgrass	695127100	PACIRA BIOSCIENCES ORD	NA	NA	NA	30.00	01/04/2021	---	1,802.11	0.00	0.00	(6.91)	1,795.20	1,795.20
STLUCIE-Equities Sawgrass	703395103	PATTERSON COMPANIES ORD	NA	NA	NA	52.00	03/16/2020	---	1,012.18	0.00	0.00	528.58	1,540.76	1,540.76
STLUCIE-Equities Sawgrass	703395103	PATTERSON COMPANIES ORD	NA	NA	NA	11.00	03/31/2020	---	181.53	0.00	0.00	144.40	325.93	325.93
STLUCIE-Equities Sawgrass	70450Y103	PAYPAL HOLDINGS ORD	NA	NA	NA	32.00	11/10/2020	---	6,507.84	0.00	0.00	986.56	7,494.40	7,494.40
STLUCIE-Equities Sawgrass	70805E109	PENNANT GROUP ORD	NA	NA	NA	35.00	09/25/2020	---	1,241.49	0.00	0.00	790.61	2,032.10	2,032.10
STLUCIE-Equities Sawgrass	70805E109	PENNANT GROUP ORD	NA	NA	NA	30.00	11/19/2020	---	1,550.77	0.00	0.00	211.03	1,741.80	1,741.80
STLUCIE-Equities Sawgrass	71375U101	PERFICIENT ORD	NA	NA	NA	95.00	08/07/2019	---	3,346.61	0.00	0.00	1,180.15	4,526.75	4,526.75
STLUCIE-Equities Sawgrass	717081103	PFIZER ORD	NA	NA	NA	825.00	01/05/2018	---	28,675.64	0.00	0.00	1,692.61	30,368.25	30,368.25
STLUCIE-Equities Sawgrass	717081103	PFIZER ORD	NA	NA	NA	800.00	01/09/2017	---	25,109.12	0.00	0.00	4,338.88	29,448.00	29,448.00
STLUCIE-Equities Sawgrass	73278L105	POOL ORD	NA	NA	NA	7.00	02/28/2020	---	1,542.98	0.00	0.00	1,064.52	2,607.50	2,607.50
STLUCIE-Equities Sawgrass	739276103	POWER INTEGRATIONS ORD	NA	NA	NA	40.00	03/20/2020	---	1,796.90	0.00	0.00	1,477.50	3,274.40	3,274.40
STLUCIE-Equities Sawgrass	739276103	POWER INTEGRATIONS ORD	NA	NA	NA	20.00	03/26/2020	---	894.50	0.00	0.00	742.70	1,637.20	1,637.20
STLUCIE-Equities Sawgrass	739276103	POWER INTEGRATIONS ORD	NA	NA	NA	40.00	04/17/2020	---	1,831.29	0.00	0.00	1,443.11	3,274.40	3,274.40
STLUCIE-Equities Sawgrass	739276103	POWER INTEGRATIONS ORD	NA	NA	NA	40.00	05/01/2020	---	2,132.66	0.00	0.00	1,141.74	3,274.40	3,274.40
STLUCIE-Equities Sawgrass	739276103	POWER INTEGRATIONS ORD	NA	NA	NA	40.00	05/08/2020	---	2,062.85	0.00	0.00	1,211.55	3,274.40	3,274.40
STLUCIE-Equities Sawgrass	739276103	POWER INTEGRATIONS ORD	NA	NA	NA	20.00	05/19/2020	---	1,602.80	0.00	0.00	634.40	1,637.20	1,637.20
STLUCIE-Equities Sawgrass	739276103	POWER INTEGRATIONS ORD	NA	NA	NA	40.00	06/29/2020	---	2,394.81	0.00	0.00	879.59	3,274.40	3,274.40
STLUCIE-Equities Sawgrass	74051N102	PREMIER CL A ORD	NA	NA	NA	32.00	02/28/2020	---	939.36	0.00	0.00	183.84	1,123.20	1,123.20
STLUCIE-Equities Sawgrass	74051N102	PREMIER CL A ORD	NA	NA	NA	2.00	12/31/2020	---	70.04	0.00	0.00	0.16	70.20	70.20
STLUCIE-Equities Sawgrass	74144T108	T ROWE PRICE GROUP ORD	NA	NA	NA	705.00	05/05/2017	---	50,182.75	0.00	0.00	56,547.20	106,729.95	106,729.95
STLUCIE-Equities Sawgrass	742718109	PROCTER & GAMBLE ORD	NA	NA	NA	120.00	07/22/2016	---	10,331.92	0.00	0.00	6,364.88	16,696.80	16,696.80
STLUCIE-Equities Sawgrass	742718109	PROCTER & GAMBLE ORD	NA	NA	NA	275.00	12/08/2016	---	22,754.24	0.00	0.00	15,509.26	38,263.50	38,263.50
STLUCIE-Equities Sawgrass	742718109	PROCTER & GAMBLE ORD	NA	NA	NA	175.00	12/09/2016	---	14,533.51	0.00	0.00	9,815.99	24,349.50	24,349.50
STLUCIE-Equities Sawgrass	742718109	PROCTER & GAMBLE ORD	NA	NA	NA	300.00	07/25/2018	---	23,633.55	0.00	0.00	18,108.45	41,742.00	41,742.00
STLUCIE-Equities Sawgrass	743315103	PROGRESSIVE ORD	NA	NA	NA	52.00	04/17/2020	---	4,139.20	0.00	0.00	1,002.56	5,141.76	5,141.76
STLUCIE-Equities Sawgrass	74340E103	PROGYNY ORD	NA	NA	NA	34.00	03/31/2020	---	745.45	0.00	0.00	695.81	1,441.26	1,441.26
STLUCIE-Equities Sawgrass	74340E103	PROGYNY ORD	NA	NA	NA	130.00	07/21/2020	---	3,501.25	0.00	0.00	2,009.45	5,510.70	5,510.70
STLUCIE-Equities Sawgrass	74340E103	PROGYNY ORD	NA	NA	NA	40.00	08/20/2020	---	1,167.24	0.00	0.00	528.36	1,695.60	1,695.60
STLUCIE-Equities Sawgrass	743713109	PROTO LABS ORD	NA	NA	NA	25.00	06/02/2020	---	3,150.12	0.00	0.00	684.88	3,835.00	3,835.00
STLUCIE-Equities Sawgrass	743815102	MODIVCARE ORD	NA	NA	NA	19.00	02/28/2020	---	1,284.61	0.00	0.00	1,349.36	2,633.97	2,633.97
STLUCIE-Equities Sawgrass	74460D109	PUBLIC STORAGE REIT ORD	NA	NA	NA	234.00	11/02/2020	---	54,365.24	0.00	0.00	(327.62)	54,037.62	54,037.62
STLUCIE-Equities Sawgrass	745867101	PULTEGROUP ORD	NA	NA	NA	9.00	06/08/2020	---	321.71	1.26	0.00	66.37	388.08	388.08
STLUCIE-Equities Sawgrass	745867101	PULTEGROUP ORD	NA	NA	NA	88.00	07/01/2020	---	2,900.92	12.32	0.00	893.64	3,794.56	3,794.56
STLUCIE-Equities Sawgrass	745867101	PULTEGROUP ORD	NA	NA	NA	5.00	12/31/2020	---	221.50	0.00	0.00	(5.90)	215.60	215.60
STLUCIE-Equities Sawgrass	74758T303	QUALYS ORD	NA	NA	NA	20.00	08/28/2020	---	2,167.69	0.00	0.00	269.71	2,437.40	2,437.40
STLUCIE-Equities Sawgrass	74758T303	QUALYS ORD	NA	NA	NA	10.00	01/04/2021	---	1,212.10	0.00	0.00	6.60	1,218.70	1,218.70
STLUCIE-Equities Sawgrass	74838J101	QUIDEL ORD	NA	NA	NA	5.00	09/29/2020	---	978.28	0.00	0.00	(80.03)	898.25	898.25
STLUCIE-Equities Sawgrass	74838J101	QUIDEL ORD	NA	NA	NA	2.00	12/31/2020	---	359.18	0.00	0.00	0.12	359.30	359.30
STLUCIE-Equities Sawgrass	74915M100	QURATE RETAIL SRS A ORD	NA	NA	NA	150.00	07/01/2020	---	994.61	0.00	0.00	650.89	1,645.50	1,645.50
STLUCIE-Equities Sawgrass	74915M100	QURATE RETAIL SRS A ORD	NA	NA	NA	265.00	09/25/2020	---	1,972.71	0.00	0.00	934.34	2,907.05	2,907.05
STLUCIE-Equities Sawgrass	74915M100	QURATE RETAIL SRS A ORD	NA	NA	NA	37.00	09/29/2020	---	666.22	0.00	0.00	139.67	805.89	805.89
STLUCIE-Equities Sawgrass	74915M100	QURATE RETAIL SRS A ORD	NA	NA	NA	16.00	12/31/2020	---	167.52	0.00	0.00	8.00	175.52	175.52
STLUCIE-Equities Sawgrass	749397105	R1 RCM ORD	NA	NA	NA	89.00	02/28/2020	---	1,171.83	0.00	0.00	965.95	2,137.78	2,137.78
STLUCIE-Equities Sawgrass	749397105	R1 RCM ORD	NA	NA	NA	170.00	09/10/2020	---	2,726.38	0.00	0.00	1,357.02	4,083.40	4,083.40
STLUCIE-Equities Sawgrass	749397105	R1 RCM ORD	NA	NA	NA	4.00	09/29/2020	---	64.74	0.00	0.00	31.34	96.08	96.08
STLUCIE-Equities Sawgrass	758750103	REGAL BELOIT ORD	NA	NA	NA	0.00	08/20/2020	---	0.00	4.50	0.00	0.00	0.00	0.00
STLUCIE-Equities Sawgrass	759916109	REPLIGEN ORD	NA	NA	NA	15.00	07/01/2019	---	1,249.80	0.00	0.00	1,624.65	2,874.45	2,874.45
STLUCIE-Equities Sawgrass	759916109	REPLIGEN ORD	NA	NA	NA	15.00	08/01/2019	---	1,415.51	0.00	0.00	1,458.94	2,874.45	2,874.45
STLUCIE-Equities Sawgrass	759916109	REPLIGEN ORD	NA	NA	NA	10.00	05/07/2020	---	1,146.70	0.00	0.00	769.60	1,916.30	1,916.30
STLUCIE-Equities Sawgrass	770323103	ROBERT HALF ORD	NA	NA	NA	1,024.00	02/03/2020	---	61,848.37	0.00	0.00	2,131.15	63,979.52	63,979.52
STLUCIE-Equities Sawgrass	783549108	RYDER SYSTEM ORD	NA	NA	NA	24.00	12/31/2020	---	1,497.36	0.00	0.00	(15.12)	1,482.24	1,482.24
STLUCIE-Equities Sawgrass	783754104	RYERSON HOLDING ORD	NA	NA	NA	174.00	09/29/2020	---	976.14	0.00	0.00	1,397.22	2,373.36	2,373.36
STLUCIE-Equities Sawgrass	784117103	SEI INVESTMENTS ORD	NA	NA	NA	26.00	02/28/2020	---	1,649.46	9.62	0.00	(155.24)	1,494.22	1,494.22
STLUCIE-Equities Sawgrass	784117103	SEI INVESTMENTS ORD	NA	NA	NA	1.00	12/31/2020	---	56.93	0.00	0.00	0.54	57.47	57.47
STLUCIE-Equities Sawgrass	78463M107	SPS COMMERCE ORD	NA	NA	NA	5.00	05/01/2020	---	273.30	0.00	0.00	269.66	542.95	542.95
STLUCIE-Equities Sawgrass	78463M107	SPS COMMERCE ORD	NA	NA	NA	20.00	05/08/2020	---	1,139.37	0.00	0.00	1,032.43	2,171.80	2,171.80
STLUCIE-Equities Sawgrass	78463M107	SPS COMMERCE ORD	NA	NA	NA	20.00	05/19/2020	---	1,163.35	0.00	0.00	1,008.45	2,171.80	2,171.80
STLUCIE-Equities Sawgrass	78463M107	SPS COMMERCE ORD	NA	NA	NA	30.00	06/29/2020	---	2,279.47	0.00	0.00	978.23	3,257.70	3,257.70
STLUCIE-Equities Sawgrass	78463M107	SPS COMMERCE ORD	NA	NA	NA	20.00	10/14/2020	---	1,703.82	0.00	0.00	467.98	2,171.80	2,171.80

**ST. LUCIE COUNTY BOARD OF COUNTY COMMISSIONERS
INVESTMENT PORTFOLIO
AS OF December 31, 2020**

Account	Identifier	Description	S&P Rating	Fitch Rating	Moody's Rating	Current Units	Settle Date	Final Maturity	Book Value	Interest Due	Accrued Balance	Net Unrealized Gain/Loss	Market Value	Market Value + Accrued
STLUCIE-Equities Sawgrass	78467J100	SS AND C TECHNOLOGIES HOLDINGS ORD	NA	NA	NA	121.00	11/10/2020	---	7,815.39	0.00	0.00	987.36	8,802.75	8,802.75
STLUCIE-Equities Sawgrass	78648T100	SAFETY INSURANCE GROUP ORD	NA	NA	NA	11.00	02/28/2020	---	990.55	0.00	0.00	(133.65)	856.90	856.90
STLUCIE-Equities Sawgrass	78648T100	SAFETY INSURANCE GROUP ORD	NA	NA	NA	1.00	07/01/2020	---	76.64	0.00	0.00	1.26	77.90	77.90
STLUCIE-Equities Sawgrass	78648T100	SAFETY INSURANCE GROUP ORD	NA	NA	NA	2.00	09/29/2020	---	136.85	0.00	0.00	18.95	155.80	155.80
STLUCIE-Equities Sawgrass	78648T100	SAFETY INSURANCE GROUP ORD	NA	NA	NA	2.00	12/31/2020	---	157.32	0.00	0.00	(1.52)	155.80	155.80
STLUCIE-Equities Sawgrass	801056102	SANMINA ORD	NA	NA	NA	62.00	02/28/2020	---	1,687.64	0.00	0.00	289.54	1,977.18	1,977.18
STLUCIE-Equities Sawgrass	801056102	SANMINA ORD	NA	NA	NA	6.00	12/31/2020	---	191.70	0.00	0.00	(0.36)	191.34	191.34
STLUCIE-Equities Sawgrass	806857108	SCHLUMBERGER ORD	NA	NA	NA	80.00	12/08/2016	---	6,779.20	10.00	0.00	(5,032.80)	1,746.40	1,746.40
STLUCIE-Equities Sawgrass	806857108	SCHLUMBERGER ORD	NA	NA	NA	125.00	12/09/2016	---	10,518.75	15.63	0.00	(7,790.00)	2,728.75	2,728.75
STLUCIE-Equities Sawgrass	806857108	SCHLUMBERGER ORD	NA	NA	NA	400.00	06/11/2018	---	27,826.92	50.00	0.00	(19,094.92)	8,732.00	8,732.00
STLUCIE-Equities Sawgrass	806857108	SCHLUMBERGER ORD	NA	NA	NA	175.00	04/17/2019	---	8,158.24	21.88	0.00	(4,337.99)	3,820.25	3,820.25
STLUCIE-Equities Sawgrass	806857108	SCHLUMBERGER ORD	NA	NA	NA	175.00	07/19/2019	---	6,853.00	21.88	0.00	(3,032.75)	3,820.25	3,820.25
STLUCIE-Equities Sawgrass	81619Q105	SELECT MEDICAL HOLDINGS ORD	NA	NA	NA	65.00	03/16/2020	---	1,140.07	0.00	0.00	657.83	1,797.90	1,797.90
STLUCIE-Equities Sawgrass	817565104	SERVICE CORPORATION INTERNATIONL ORD	NA	NA	NA	23.00	02/28/2020	---	1,168.05	0.00	0.00	(38.75)	1,129.30	1,129.30
STLUCIE-Equities Sawgrass	817565104	SERVICE CORPORATION INTERNATIONL ORD	NA	NA	NA	4.00	07/01/2020	---	155.00	0.00	0.00	41.40	196.40	196.40
STLUCIE-Equities Sawgrass	817565104	SERVICE CORPORATION INTERNATIONL ORD	NA	NA	NA	4.00	09/29/2020	---	168.60	0.00	0.00	27.80	196.40	196.40
STLUCIE-Equities Sawgrass	817565104	SERVICE CORPORATION INTERNATIONL ORD	NA	NA	NA	6.00	12/31/2020	---	292.02	0.00	0.00	2.58	294.60	294.60
STLUCIE-Equities Sawgrass	827048109	SILGAN HOLDINGS ORD	NA	NA	NA	5.00	06/11/2019	---	151.95	0.00	0.00	33.45	185.40	185.40
STLUCIE-Equities Sawgrass	827048109	SILGAN HOLDINGS ORD	NA	NA	NA	90.00	08/12/2019	---	2,800.13	0.00	0.00	537.07	3,337.20	3,337.20
STLUCIE-Equities Sawgrass	827048109	SILGAN HOLDINGS ORD	NA	NA	NA	40.00	10/24/2019	---	1,483.20	0.00	0.00	232.40	1,483.20	1,483.20
STLUCIE-Equities Sawgrass	827048109	SILGAN HOLDINGS ORD	NA	NA	NA	35.00	11/13/2019	---	1,082.55	0.00	0.00	215.25	1,297.80	1,297.80
STLUCIE-Equities Sawgrass	827048109	SILGAN HOLDINGS ORD	NA	NA	NA	34.00	02/28/2020	---	1,061.82	0.00	0.00	198.90	1,260.72	1,260.72
STLUCIE-Equities Sawgrass	827048109	SILGAN HOLDINGS ORD	NA	NA	NA	165.00	04/17/2020	---	5,337.75	0.00	0.00	780.45	6,118.20	6,118.20
STLUCIE-Equities Sawgrass	827048109	SILGAN HOLDINGS ORD	NA	NA	NA	60.00	08/28/2020	---	2,263.61	0.00	0.00	(38.81)	2,224.80	2,224.80
STLUCIE-Equities Sawgrass	827048109	SILGAN HOLDINGS ORD	NA	NA	NA	60.00	09/08/2020	---	2,315.40	0.00	0.00	(90.60)	2,224.80	2,224.80
STLUCIE-Equities Sawgrass	827048109	SILGAN HOLDINGS ORD	NA	NA	NA	40.00	09/18/2020	---	1,489.40	0.00	0.00	(6.20)	1,483.20	1,483.20
STLUCIE-Equities Sawgrass	827048109	SILGAN HOLDINGS ORD	NA	NA	NA	11.00	12/31/2020	---	403.68	0.00	0.00	4.20	407.88	407.88
STLUCIE-Equities Sawgrass	829073105	SIMPSON MANUF ORD	NA	NA	NA	20.00	02/04/2020	---	1,664.94	0.00	0.00	204.06	1,869.00	1,869.00
STLUCIE-Equities Sawgrass	829073105	SIMPSON MANUF ORD	NA	NA	NA	25.00	02/13/2020	---	2,150.00	0.00	0.00	186.25	2,336.25	2,336.25
STLUCIE-Equities Sawgrass	829073105	SIMPSON MANUF ORD	NA	NA	NA	20.00	05/07/2020	---	1,448.70	0.00	0.00	420.30	1,869.00	1,869.00
STLUCIE-Equities Sawgrass	829073105	SIMPSON MANUF ORD	NA	NA	NA	20.00	08/28/2020	---	2,008.91	0.00	0.00	(139.91)	1,869.00	1,869.00
STLUCIE-Equities Sawgrass	829073105	SIMPSON MANUF ORD	NA	NA	NA	30.00	09/18/2020	---	3,030.92	0.00	0.00	(227.42)	2,803.50	2,803.50
STLUCIE-Equities Sawgrass	829073105	SIMPSON MANUF ORD	NA	NA	NA	30.00	11/27/2020	---	2,852.55	0.00	0.00	(49.05)	2,803.50	2,803.50
STLUCIE-Equities Sawgrass	829073105	SIMPSON MANUF ORD	NA	NA	NA	30.00	12/08/2020	---	2,725.95	0.00	0.00	77.55	2,803.50	2,803.50
STLUCIE-Equities Sawgrass	829073105	SIMPSON MANUF ORD	NA	NA	NA	20.00	01/05/2021	---	1,854.69	0.00	0.00	14.31	1,869.00	1,869.00
STLUCIE-Equities Sawgrass	829214105	SIMULATIONS PLUS ORD	NA	NA	NA	65.00	04/20/2020	---	2,527.45	0.00	0.00	2,147.35	4,674.80	4,674.80
STLUCIE-Equities Sawgrass	829214105	SIMULATIONS PLUS ORD	NA	NA	NA	35.00	05/07/2020	---	1,354.21	0.00	0.00	1,162.99	2,517.20	2,517.20
STLUCIE-Equities Sawgrass	829214105	SIMULATIONS PLUS ORD	NA	NA	NA	30.00	09/11/2020	---	2,026.96	0.00	0.00	130.64	2,157.60	2,157.60
STLUCIE-Equities Sawgrass	82982L103	SITEONE LANDSCAPE SUPPLY ORD	NA	NA	NA	17.00	02/12/2020	---	1,677.08	0.00	0.00	1,019.63	2,696.71	2,696.71
STLUCIE-Equities Sawgrass	82982L103	SITEONE LANDSCAPE SUPPLY ORD	NA	NA	NA	5.00	02/13/2020	---	508.55	0.00	0.00	284.60	793.15	793.15
STLUCIE-Equities Sawgrass	82982L103	SITEONE LANDSCAPE SUPPLY ORD	NA	NA	NA	15.00	05/07/2020	---	1,380.06	0.00	0.00	999.39	2,379.45	2,379.45
STLUCIE-Equities Sawgrass	82982L103	SITEONE LANDSCAPE SUPPLY ORD	NA	NA	NA	10.00	11/19/2020	---	1,378.11	0.00	0.00	208.19	1,586.30	1,586.30
STLUCIE-Equities Sawgrass	82982L103	SITEONE LANDSCAPE SUPPLY ORD	NA	NA	NA	15.00	12/08/2020	---	1,996.05	0.00	0.00	383.40	2,379.45	2,379.45
STLUCIE-Equities Sawgrass	83125X103	SLEEP NUMBER ORD	NA	NA	NA	39.00	03/05/2020	---	1,782.65	0.00	0.00	1,409.89	3,192.54	3,192.54
STLUCIE-Equities Sawgrass	83125X103	SLEEP NUMBER ORD	NA	NA	NA	33.00	03/31/2020	---	737.14	0.00	0.00	1,964.24	2,701.38	2,701.38
STLUCIE-Equities Sawgrass	83125X103	SLEEP NUMBER ORD	NA	NA	NA	6.00	07/01/2020	---	266.35	0.00	0.00	224.81	491.16	491.16
STLUCIE-Equities Sawgrass	83125X103	SLEEP NUMBER ORD	NA	NA	NA	2.00	09/29/2020	---	94.80	0.00	0.00	68.92	163.72	163.72
STLUCIE-Equities Sawgrass	83125X103	SLEEP NUMBER ORD	NA	NA	NA	2.00	12/31/2020	---	163.16	0.00	0.00	0.56	163.72	163.72
STLUCIE-Equities Sawgrass	833034101	SNAP ON ORD	NA	NA	NA	6.00	02/28/2020	---	897.54	0.00	0.00	129.30	1,026.84	1,026.84
STLUCIE-Equities Sawgrass	833034101	SNAP ON ORD	NA	NA	NA	2.00	03/31/2020	---	207.02	0.00	0.00	135.26	342.28	342.28
STLUCIE-Equities Sawgrass	833034101	SNAP ON ORD	NA	NA	NA	3.00	12/31/2020	---	509.52	0.00	0.00	3.90	513.42	513.42
STLUCIE-Equities Sawgrass	83418M103	SOLARIS OILFIELD INFRASTRUC CL A ORD	NA	NA	NA	470.00	01/04/2021	---	3,889.91	0.00	0.00	(64.11)	3,825.80	3,825.80
STLUCIE-Equities Sawgrass	83545G102	SONIC AUTOMOTIVE CL A ORD	NA	NA	NA	155.00	01/04/2021	---	6,039.58	0.00	0.00	(61.23)	5,978.35	5,978.35
STLUCIE-Equities Sawgrass	846511103	SPARK ENERGY CL A ORD	NA	NA	NA	117.00	11/13/2020	---	1,083.42	0.00	0.00	36.27	1,119.69	1,119.69
STLUCIE-Equities Sawgrass	846511103	SPARK ENERGY CL A ORD	NA	NA	NA	57.00	12/31/2020	---	541.36	0.00	0.00	4.13	545.49	545.49
STLUCIE-Equities Sawgrass	85208M102	SPROUTS FARMERS MARKET ORD	NA	NA	NA	59.00	07/21/2020	---	1,519.41	0.00	0.00	(333.51)	1,185.90	1,185.90
STLUCIE-Equities Sawgrass	85208M102	SPROUTS FARMERS MARKET ORD	NA	NA	NA	6.00	12/31/2020	---	123.96	0.00	0.00	(3.36)	120.60	120.60
STLUCIE-Equities Sawgrass	852312305	STAAR SURGICAL ORD	NA	NA	NA	80.00	04/20/2020	---	2,865.35	0.00	0.00	3,472.25	6,337.60	6,337.60
STLUCIE-Equities Sawgrass	852312305	STAAR SURGICAL ORD	NA	NA	NA	35.00	09/11/2020	---	1,829.63	0.00	0.00	943.07	2,772.70	2,772.70
STLUCIE-Equities Sawgrass	858119100	STEEL DYNAMICS ORD	NA	NA	NA	68.00	02/28/2020	---	1,900.26	17.00	0.00	606.90	2,507.16	2,507.16
STLUCIE-Equities Sawgrass	858119100	STEEL DYNAMICS ORD	NA	NA	NA	12.00	07/01/2020	---	311.88	3.00	0.00	130.56	442.44	442.44
STLUCIE-Equities Sawgrass	860372101	STEWART INFO SVC ORD	NA	NA	NA	56.00	02/28/2020	---	2,155.31	0.00	0.00	552.85	2,708.16	2,708.16
STLUCIE-Equities Sawgrass	860372101	STEWART INFO SVC ORD	NA	NA	NA	2.00	12/31/2020	---	96.88	0.00	0.00	(0.16)	96.72	96.72
STLUCIE-Equities Sawgrass	861896108	STONEX GROUP ORD	NA	NA	NA	24.00	02/28/2020	---	1,087.50	0.00	0.00	302.10	1,389.60	1,389.60
STLUCIE-Equities Sawgrass	861896108	STONEX GROUP ORD	NA	NA	NA	2.00	09/29/2020	---	98.78	0.00	0.00	17.02	115.80	115.80
STLUCIE-Equities Sawgrass	86800U104	SUPER MICRO COMPUTER ORD	NA	NA	NA	75.00	07/21/2020	---	2,133.44	0.00	0.00	241.06	2,374.50	2,374.50
STLUCIE-Equities Sawgrass	87105L104	SWITCH CL A ORD	NA	NA	NA	57.00	02/28/2020	---	965.98	0.00	0.00	(32.89)	933.09	933.09
STLUCIE-Equities Sawgrass	87105L104	SWITCH CL A ORD	NA	NA	NA	33.00	09/29/2020	---	503.75	0.00	0.00	36.46	540.21	540.21

**ST. LUCIE COUNTY BOARD OF COUNTY COMMISSIONERS
INVESTMENT PORTFOLIO
AS OF December 31, 2020**

Account	Identifier	Description	S&P Rating	Fitch Rating	Moody's Rating	Current Units	Settle Date	Final Maturity	Book Value	Interest Due	Accrued Balance	Net Unrealized Gain/Loss	Market Value	Market Value + Accrued
STLUCIE-Equities Sawgrass	87105L104	SWITCH CL A ORD	NA	NA	NA	21.00	12/31/2020	---	342.63	0.00	0.00	1.14	343.77	343.77
STLUCIE-Equities Sawgrass	87612E106	TARGET ORD	NA	NA	NA	721.00	01/23/2019	---	50,870.59	0.00	0.00	76,407.54	127,278.13	127,278.13
STLUCIE-Equities Sawgrass	87612E106	TARGET ORD	NA	NA	NA	25.00	07/19/2019	---	2,196.25	0.00	0.00	2,217.00	4,413.25	4,413.25
STLUCIE-Equities Sawgrass	87612E106	TARGET ORD	NA	NA	NA	49.00	12/23/2019	---	6,315.61	0.00	0.00	2,334.36	8,649.97	8,649.97
STLUCIE-Equities Sawgrass	87724P106	TAYLOR MORRISON HOME ORD	NA	NA	NA	215.00	01/04/2021	---	5,759.85	0.00	0.00	(245.10)	5,514.75	5,514.75
STLUCIE-Equities Sawgrass	87874R100	TECHTARGET ORD	NA	NA	NA	55.00	07/21/2020	---	1,840.48	0.00	0.00	1,410.57	3,251.05	3,251.05
STLUCIE-Equities Sawgrass	87874R100	TECHTARGET ORD	NA	NA	NA	35.00	08/20/2020	---	1,382.78	0.00	0.00	686.07	2,068.85	2,068.85
STLUCIE-Equities Sawgrass	883203101	TEXTRON ORD	NA	NA	NA	39.00	12/31/2020	---	1,843.26	0.00	0.00	41.61	1,884.87	1,884.87
STLUCIE-Equities Sawgrass	890516107	TOOTSIE ROLL INDUSTRIES ORD	NA	NA	NA	28.00	07/01/2020	---	954.21	2.52	0.00	(122.61)	831.60	831.60
STLUCIE-Equities Sawgrass	890516107	TOOTSIE ROLL INDUSTRIES ORD	NA	NA	NA	13.00	09/29/2020	---	394.68	1.17	0.00	(8.58)	386.10	386.10
STLUCIE-Equities Sawgrass	890516107	TOOTSIE ROLL INDUSTRIES ORD	NA	NA	NA	9.00	12/31/2020	---	271.89	0.00	0.00	(4.59)	267.30	267.30
STLUCIE-Equities Sawgrass	896749108	TRIPLE S MANAGEMENT CL B ORD	NA	NA	NA	53.00	03/31/2020	---	749.46	0.00	0.00	382.09	1,131.55	1,131.55
STLUCIE-Equities Sawgrass	896749108	TRIPLE S MANAGEMENT CL B ORD	NA	NA	NA	2.00	12/31/2020	---	43.74	0.00	0.00	(1.04)	42.70	42.70
STLUCIE-Equities Sawgrass	898697206USD	TUCOWS ORD	NA	NA	NA	50.00	11/19/2020	---	3,640.37	0.00	0.00	54.13	3,694.50	3,694.50
STLUCIE-Equities Sawgrass	902494103	TYSON FOODS CL A ORD	NA	NA	NA	945.00	01/25/2019	---	57,257.55	0.00	0.00	3,638.25	60,895.80	60,895.80
STLUCIE-Equities Sawgrass	902494103	TYSON FOODS CL A ORD	NA	NA	NA	25.00	07/19/2019	---	1,977.75	0.00	0.00	(366.75)	1,611.00	1,611.00
STLUCIE-Equities Sawgrass	90278Q108	UFP INDUSTRIES ORD	NA	NA	NA	6.00	09/27/2019	---	240.41	0.00	0.00	92.89	333.30	333.30
STLUCIE-Equities Sawgrass	90278Q108	UFP INDUSTRIES ORD	NA	NA	NA	115.00	09/30/2019	---	4,642.40	0.00	0.00	1,745.85	6,388.25	6,388.25
STLUCIE-Equities Sawgrass	90278Q108	UFP INDUSTRIES ORD	NA	NA	NA	30.00	10/18/2019	---	1,209.45	0.00	0.00	457.05	1,666.50	1,666.50
STLUCIE-Equities Sawgrass	90278Q108	UFP INDUSTRIES ORD	NA	NA	NA	60.00	02/07/2020	---	3,007.03	0.00	0.00	3,333.00	3,333.00	3,333.00
STLUCIE-Equities Sawgrass	90278Q108	UFP INDUSTRIES ORD	NA	NA	NA	40.00	07/21/2020	---	2,044.73	0.00	0.00	177.27	2,222.00	2,222.00
STLUCIE-Equities Sawgrass	90278Q108	UFP INDUSTRIES ORD	NA	NA	NA	20.00	08/20/2020	---	1,256.19	0.00	0.00	(145.19)	1,111.00	1,111.00
STLUCIE-Equities Sawgrass	907818108	UNION PACIFIC ORD	NA	NA	NA	241.00	01/09/2017	---	24,738.77	0.00	0.00	25,442.25	50,181.02	50,181.02
STLUCIE-Equities Sawgrass	907818108	UNION PACIFIC ORD	NA	NA	NA	50.00	08/07/2018	---	7,496.00	0.00	0.00	2,915.00	10,411.00	10,411.00
STLUCIE-Equities Sawgrass	907818108	UNION PACIFIC ORD	NA	NA	NA	10.00	08/22/2018	---	1,509.60	0.00	0.00	2,082.20	2,082.20	2,082.20
STLUCIE-Equities Sawgrass	907818108	UNION PACIFIC ORD	NA	NA	NA	14.00	08/30/2018	---	2,122.54	0.00	0.00	792.54	2,915.08	2,915.08
STLUCIE-Equities Sawgrass	91324P102	UNITEDHEALTH GRP ORD	NA	NA	NA	90.00	12/08/2016	---	14,140.35	0.00	0.00	17,420.85	31,561.20	31,561.20
STLUCIE-Equities Sawgrass	91324P102	UNITEDHEALTH GRP ORD	NA	NA	NA	75.00	12/09/2016	---	11,738.21	0.00	0.00	14,562.79	26,301.00	26,301.00
STLUCIE-Equities Sawgrass	91324P102	UNITEDHEALTH GRP ORD	NA	NA	NA	30.00	06/29/2018	---	7,472.22	0.00	0.00	3,048.18	10,520.40	10,520.40
STLUCIE-Equities Sawgrass	91324P102	UNITEDHEALTH GRP ORD	NA	NA	NA	20.00	07/19/2018	---	5,009.80	0.00	0.00	7,013.60	7,013.60	7,013.60
STLUCIE-Equities Sawgrass	91324P102	UNITEDHEALTH GRP ORD	NA	NA	NA	50.00	04/17/2019	---	11,371.50	0.00	0.00	6,162.50	17,534.00	17,534.00
STLUCIE-Equities Sawgrass	91324P102	UNITEDHEALTH GRP ORD	NA	NA	NA	25.00	07/19/2019	---	6,674.25	0.00	0.00	2,092.75	8,767.00	8,767.00
STLUCIE-Equities Sawgrass	91388P105	UNIVERSAL LO ORD	NA	NA	NA	0.00	09/11/2020	---	0.00	7.35	0.00	0.00	0.00	0.00
STLUCIE-Equities Sawgrass	91529Y106	UNUM ORD	NA	NA	NA	210.00	01/04/2021	---	4,732.06	0.00	0.00	85.34	4,817.40	4,817.40
STLUCIE-Equities Sawgrass	921659108	VANDA PHARMACEUTICALS ORD	NA	NA	NA	535.00	01/04/2021	---	7,103.09	0.00	0.00	(73.19)	7,029.90	7,029.90
STLUCIE-Equities Sawgrass	92343V104	VERIZON COMMUNICATIONS ORD	NA	NA	NA	320.00	12/12/2018	---	18,672.42	0.00	0.00	127.58	18,800.00	18,800.00
STLUCIE-Equities Sawgrass	92343V104	VERIZON COMMUNICATIONS ORD	NA	NA	NA	540.00	12/17/2018	---	30,847.50	0.00	0.00	877.50	31,725.00	31,725.00
STLUCIE-Equities Sawgrass	92343V104	VERIZON COMMUNICATIONS ORD	NA	NA	NA	25.00	07/19/2019	---	1,432.50	0.00	0.00	36.25	1,468.75	1,468.75
STLUCIE-Equities Sawgrass	92343V104	VERIZON COMMUNICATIONS ORD	NA	NA	NA	290.00	09/04/2019	---	16,877.25	0.00	0.00	160.25	17,037.50	17,037.50
STLUCIE-Equities Sawgrass	92343V104	VERIZON COMMUNICATIONS ORD	NA	NA	NA	46.00	09/13/2019	---	2,758.16	0.00	0.00	(55.66)	2,702.50	2,702.50
STLUCIE-Equities Sawgrass	92343V104	VERIZON COMMUNICATIONS ORD	NA	NA	NA	1,870.00	05/21/2020	---	103,226.24	0.00	0.00	6,636.26	109,862.50	109,862.50
STLUCIE-Equities Sawgrass	92343V104	VERIZON COMMUNICATIONS ORD	NA	NA	NA	940.00	05/22/2020	---	51,338.95	0.00	0.00	3,886.05	55,225.00	55,225.00
STLUCIE-Equities Sawgrass	92343V104	VERIZON COMMUNICATIONS ORD	NA	NA	NA	1,060.00	06/02/2020	---	58,493.34	0.00	0.00	3,781.66	62,275.00	62,275.00
STLUCIE-Equities Sawgrass	92343V104	VERIZON COMMUNICATIONS ORD	NA	NA	NA	560.00	06/18/2020	---	31,657.02	0.00	0.00	1,242.98	32,900.00	32,900.00
STLUCIE-Equities Sawgrass	92343V104	VERIZON COMMUNICATIONS ORD	NA	NA	NA	690.00	07/17/2020	---	38,337.78	0.00	0.00	2,199.72	40,537.50	40,537.50
STLUCIE-Equities Sawgrass	92345Y106	VERISK ANALYTICS ORD	NA	NA	NA	291.00	12/17/2018	---	33,620.33	0.00	0.00	26,788.36	60,408.69	60,408.69
STLUCIE-Equities Sawgrass	92345Y106	VERISK ANALYTICS ORD	NA	NA	NA	70.00	09/26/2019	---	11,080.08	0.00	0.00	3,451.22	14,531.30	14,531.30
STLUCIE-Equities Sawgrass	92345Y106	VERISK ANALYTICS ORD	NA	NA	NA	360.00	11/01/2019	---	53,311.72	0.00	0.00	21,420.68	74,732.40	74,732.40
STLUCIE-Equities Sawgrass	92345Y106	VERISK ANALYTICS ORD	NA	NA	NA	280.00	04/23/2020	---	40,791.18	0.00	0.00	17,334.02	58,125.20	58,125.20
STLUCIE-Equities Sawgrass	92346J108	VERICEL ORD	NA	NA	NA	90.00	09/25/2020	---	1,705.76	0.00	0.00	1,073.44	2,779.20	2,779.20
STLUCIE-Equities Sawgrass	92346J108	VERICEL ORD	NA	NA	NA	70.00	11/19/2020	---	1,810.11	0.00	0.00	351.49	2,161.60	2,161.60
STLUCIE-Equities Sawgrass	92556V106	VIATRIS ORD	NA	NA	NA	98.64	01/09/2017	---	1,370.00	0.00	0.00	478.43	1,848.42	1,848.42
STLUCIE-Equities Sawgrass	92556V106	VIATRIS ORD	NA	NA	NA	102.37	01/05/2018	---	1,574.55	0.00	0.00	343.77	1,918.32	1,918.32
STLUCIE-Equities Sawgrass	92645B103	VICTORY CAPITAL HOLDINGS CL A ORD	NA	NA	NA	110.00	03/05/2020	---	2,267.69	0.00	0.00	461.41	2,729.10	2,729.10
STLUCIE-Equities Sawgrass	92645B103	VICTORY CAPITAL HOLDINGS CL A ORD	NA	NA	NA	210.00	03/12/2020	---	3,414.77	0.00	0.00	1,795.33	5,210.10	5,210.10
STLUCIE-Equities Sawgrass	92645B103	VICTORY CAPITAL HOLDINGS CL A ORD	NA	NA	NA	150.00	03/16/2020	---	1,939.92	0.00	0.00	1,781.58	3,721.50	3,721.50
STLUCIE-Equities Sawgrass	92645B103	VICTORY CAPITAL HOLDINGS CL A ORD	NA	NA	NA	130.00	03/18/2020	---	1,796.96	0.00	0.00	1,428.34	3,225.30	3,225.30
STLUCIE-Equities Sawgrass	92645B103	VICTORY CAPITAL HOLDINGS CL A ORD	NA	NA	NA	90.00	04/03/2020	---	1,421.41	0.00	0.00	811.49	2,232.90	2,232.90
STLUCIE-Equities Sawgrass	927107409	VILLAGE SUPER MARKET CL A ORD	NA	NA	NA	46.00	02/28/2020	---	979.68	11.50	0.00	35.08	1,014.76	1,014.76
STLUCIE-Equities Sawgrass	927107409	VILLAGE SUPER MARKET CL A ORD	NA	NA	NA	15.00	12/31/2020	---	331.95	3.75	0.00	(1.05)	330.90	330.90
STLUCIE-Equities Sawgrass	92840M102	VISTRA ORD	NA	NA	NA	91.00	07/01/2020	---	1,687.62	0.00	0.00	101.44	1,789.06	1,789.06
STLUCIE-Equities Sawgrass	92840M102	VISTRA ORD	NA	NA	NA	18.00	12/31/2020	---	344.52	0.00	0.00	9.36	353.88	353.88
STLUCIE-Equities Sawgrass	931142103	WALMART ORD	NA	NA	NA	49.00	03/20/2020	---	6,061.30	26.46	0.00	1,002.05	7,063.55	7,063.55
STLUCIE-Equities Sawgrass	948849104	WEIS MARKETS ORD	NA	NA	NA	39.00	02/28/2020	---	1,400.91	0.00	0.00	463.68	1,864.59	1,864.59
STLUCIE-Equities Sawgrass	948849104	WEIS MARKETS ORD	NA	NA	NA	1.00	12/31/2020	---	48.31	0.00	0.00	(0.50)	47.81	47.81
STLUCIE-Equities Sawgrass	974250102	WINMARK ORD	NA	NA	NA	6.00	06/02/2020	---	824.86	0.00	0.00	289.94	1,114.80	1,114.80
STLUCIE-Equities Sawgrass	974250102	WINMARK ORD	NA	NA	NA	3.00	09/29/2020	---	492.82	0.00	0.00	64.58	557.40	557.40
STLUCIE-Equities Sawgrass	974250102	WINMARK ORD	NA	NA	NA	1.00	12/31/2020	---	186.54	0.00	0.00	(0.74)	185.80	185.80

**ST. LUCIE COUNTY BOARD OF COUNTY COMMISSIONERS
INVESTMENT PORTFOLIO
AS OF December 31, 2020**

Account	Identifier	Description	S&P Rating	Fitch Rating	Moody's Rating	Current Units	Settle Date	Final Maturity	Book Value	Interest Due	Accrued Balance	Net Unrealized Gain/Loss	Market Value	Market Value + Accrued
STLUCIE-Equities Sawgrass	981475106	WORLD FUEL SERVICES ORD	NA	NA	NA	34.00	02/28/2020	---	1,055.70	3.40	0.00	3.74	1,059.44	1,059.44
STLUCIE-Equities Sawgrass	981475106	WORLD FUEL SERVICES ORD	NA	NA	NA	12.00	09/29/2020	---	256.50	1.20	0.00	117.42	373.92	373.92
STLUCIE-Equities Sawgrass	98421M106	XEROX HOLDINGS ORD	NA	NA	NA	106.00	07/01/2020	---	1,618.09	26.50	0.00	840.05	2,458.14	2,458.14
STLUCIE-Equities Sawgrass	98421M106	XEROX HOLDINGS ORD	NA	NA	NA	5.00	09/29/2020	---	89.25	1.25	0.00	26.70	115.95	115.95
STLUCIE-Equities Sawgrass	98421M106	XEROX HOLDINGS ORD	NA	NA	NA	6.00	12/31/2020	---	139.74	1.50	0.00	(0.60)	139.14	139.14
STLUCIE-Equities Sawgrass	98986T108	ZYNGA CL A ORD	NA	NA	NA	139.00	02/28/2020	---	964.23	0.00	0.00	407.70	1,371.93	1,371.93
STLUCIE-Equities Sawgrass	98986T108	ZYNGA CL A ORD	NA	NA	NA	10.00	07/01/2020	---	95.65	0.00	0.00	3.05	98.70	98.70
STLUCIE-Equities Sawgrass	98986T108	ZYNGA CL A ORD	NA	NA	NA	32.00	09/29/2020	---	288.80	0.00	0.00	27.04	315.84	315.84
STLUCIE-Equities Sawgrass	98986T108	ZYNGA CL A ORD	NA	NA	NA	26.00	12/31/2020	---	251.59	0.00	0.00	5.03	256.62	256.62
STLUCIE-Equities Sawgrass	G02602103	AMDOCS ORD	NA	NA	NA	33.00	02/28/2020	---	2,260.50	10.81	0.00	80.19	2,340.69	2,340.69
STLUCIE-Equities Sawgrass	G02602103	AMDOCS ORD	NA	NA	NA	3.00	12/31/2020	---	211.56	0.98	0.00	1.23	212.79	212.79
STLUCIE-Equities Sawgrass	G1151C101	ACCENTURE CL A ORD	NA	NA	NA	40.00	03/12/2020	---	6,837.20	0.00	0.00	3,611.20	10,448.40	10,448.40
STLUCIE-Equities Sawgrass	G2717B108	CUSHMAN AND WAKEFIELD ORD	NA	NA	NA	67.00	02/28/2020	---	1,172.00	0.00	0.00	(178.39)	993.61	993.61
STLUCIE-Equities Sawgrass	G2717B108	CUSHMAN AND WAKEFIELD ORD	NA	NA	NA	27.00	09/29/2020	---	279.59	0.00	0.00	120.82	400.41	400.41
STLUCIE-Equities Sawgrass	G2717B108	CUSHMAN AND WAKEFIELD ORD	NA	NA	NA	5.00	12/31/2020	---	76.60	0.00	0.00	(2.45)	74.15	74.15
STLUCIE-Equities Sawgrass	G29183103	EATON ORD	NA	NA	NA	255.00	01/14/2019	---	17,876.98	0.00	0.00	12,758.72	30,635.70	30,635.70
STLUCIE-Equities Sawgrass	G29183103	EATON ORD	NA	NA	NA	125.00	04/17/2019	---	10,449.35	0.00	0.00	4,568.15	15,017.50	15,017.50
STLUCIE-Equities Sawgrass	G29183103	EATON ORD	NA	NA	NA	275.00	07/19/2019	---	22,142.67	0.00	0.00	10,895.83	33,038.50	33,038.50
STLUCIE-Equities Sawgrass	G3922B107	GENPACT ORD	NA	NA	NA	27.00	02/28/2020	---	1,133.45	0.00	0.00	(16.73)	1,116.72	1,116.72
STLUCIE-Equities Sawgrass	G3922B107	GENPACT ORD	NA	NA	NA	4.00	07/01/2020	---	145.20	0.00	0.00	20.24	165.44	165.44
STLUCIE-Equities Sawgrass	G50871105	JAZZ PHARMACEUTICALS ORD	NA	NA	NA	10.00	02/28/2020	---	1,167.70	0.00	0.00	482.80	1,650.50	1,650.50
STLUCIE-Equities Sawgrass	G9078F107	TRITON INTERNATIONAL ORD	NA	NA	NA	28.00	02/28/2020	---	983.08	0.00	0.00	375.20	1,358.28	1,358.28
STLUCIE-Equities Sawgrass	G9078F107	TRITON INTERNATIONAL ORD	NA	NA	NA	19.00	07/01/2020	---	572.31	0.00	0.00	349.38	921.69	921.69
STLUCIE-Equities Sawgrass	G9078F107	TRITON INTERNATIONAL ORD	NA	NA	NA	7.00	12/31/2020	---	337.54	0.00	0.00	2.03	339.57	339.57
STLUCIE-Equities Sawgrass	N72482123	QIAGEN ORD	NA	NA	NA	23.00	03/31/2020	---	930.35	0.00	0.00	285.20	1,215.55	1,215.55
STLUCIE-Equities Sawgrass	Y1771G102	COSTAMARE ORD	NA	NA	NA	207.00	12/31/2020	---	1,607.71	0.00	0.00	106.25	1,713.96	1,713.96
STLUCIE-Equities Sawgrass	464287630	ISHARES-RUSS 2000 VL ETF	NA	NA	NA	876.00	12/08/2016	---	102,229.11	0.00	0.00	13,183.89	115,413.00	115,413.00
STLUCIE-Equities Sawgrass	464287630	ISHARES-RUSS 2000 VL ETF	NA	NA	NA	130.00	12/20/2019	---	16,679.00	0.00	0.00	448.50	17,127.50	17,127.50
STLUCIE-Equities Sawgrass	46429B689	ISHARES-MSCI MV EAFE MVF	NA	NA	NA	6,569.00	07/22/2016	---	438,152.30	0.00	0.00	44,077.99	482,230.29	482,230.29
STLUCIE-Equities Sawgrass	46429B689	ISHARES-MSCI MV EAFE MVF	NA	NA	NA	482.00	12/08/2016	---	29,879.08	0.00	0.00	5,504.54	35,383.62	35,383.62
STLUCIE-Equities Sawgrass	46429B689	ISHARES-MSCI MV EAFE MVF	NA	NA	NA	320.00	05/30/2018	---	23,632.00	0.00	0.00	(140.80)	23,491.20	23,491.20
STLUCIE-Equities Sawgrass	46429B689	ISHARES-MSCI MV EAFE MVF	NA	NA	NA	480.00	12/20/2019	---	35,496.00	0.00	0.00	(259.20)	35,236.80	35,236.80
STLUCIE-Equities Sawgrass	922042775	VANGUARD FTSE XUS ETF	NA	NA	NA	12,420.00	12/08/2016	---	547,722.00	0.00	0.00	177,109.20	724,831.20	724,831.20
STLUCIE-Equities Sawgrass	922042775	VANGUARD FTSE XUS ETF	NA	NA	NA	540.00	05/30/2018	---	29,314.93	0.00	0.00	2,199.47	31,514.40	31,514.40
STLUCIE-Equities Sawgrass	922042775	VANGUARD FTSE XUS ETF	NA	NA	NA	840.00	12/20/2019	---	45,334.30	0.00	0.00	3,688.10	49,022.40	49,022.40
STLUCIE-Equities Sawgrass	922042858	VANGUARD EM ST I ETF	NA	NA	NA	2,308.00	12/08/2016	---	83,272.41	0.00	0.00	32,381.47	115,653.88	115,653.88
STLUCIE-Equities Sawgrass	922042858	VANGUARD EM ST I ETF	NA	NA	NA	560.00	12/14/2016	---	20,572.05	0.00	0.00	7,489.55	28,061.60	28,061.60
STLUCIE-Equities Sawgrass	922042858	VANGUARD EM ST I ETF	NA	NA	NA	130.00	05/30/2018	---	5,869.50	0.00	0.00	644.80	6,514.30	6,514.30
STLUCIE-Equities Sawgrass	922042858	VANGUARD EM ST I ETF	NA	NA	NA	190.00	12/20/2019	---	8,467.35	0.00	0.00	1,053.55	9,520.90	9,520.90
									8,666,782.80	4,194.54	0.00	1,856,170.43	10,522,953.24	10,522,953.24
Total									378,249,782.00	4,200.52	549,759.84	4,289,287.76	382,539,069.76	383,088,829.60