

JOSEPH E. SMITH • CLERK OF THE CIRCUIT COURT • ST. LUCIE COUNTY

April 30, 2020

The Honorable Cathy Townsend, Chair
St. Lucie County Board of County Commissioners
2300 Virginia Avenue
Fort Pierce, Florida 34982

Re: Investment Report for Quarter Ending March 31, 2020

Dear Cathy,

I am pleased to share with you the 2nd Quarter Investment Report for the fiscal year 2020.

The Investment Report includes the following:

- Investment Summary
- Portfolio Diversification, Maturity Distribution, Issuer Concentration and Top 10 Holdings charts
- Investment Portfolio Detail

All investment activities were in compliance with the bid process as outlined in the Investment Policy. All of the investment categories and portfolio composition percentages are in accordance with the Investment Policy approved by the Board of County Commissioners.

The information is provided to you, the Honorable Members of the Board of County Commissioners and the Investment Committee as required by the Investment Policy. Please do not hesitate to contact our office should you have questions.

Cordially,

Joseph E. Smith
Clerk of the Circuit Court

Enclosures
April 30, 2020
The Honorable Cathy Townsend, Chair

cc:

District 1 Commissioner, Chris Dzadoovsky
District 2 Commissioner, Sean Mitchell
District 3 Commissioner, Linda Bartz
District 4 Commissioner, Frannie Hutchinson
Howard Tipton, County Administrator
Dan McIntyre, County Attorney
Jennifer Hill, OMB Director
Investment Committee Members
Budget Committee Members

**ST LUCIE COUNTY, FLORIDA
BOARD OF COUNTY COMMISSIONERS
INVESTMENT SUMMARY
AS OF MARCH 31, 2020**

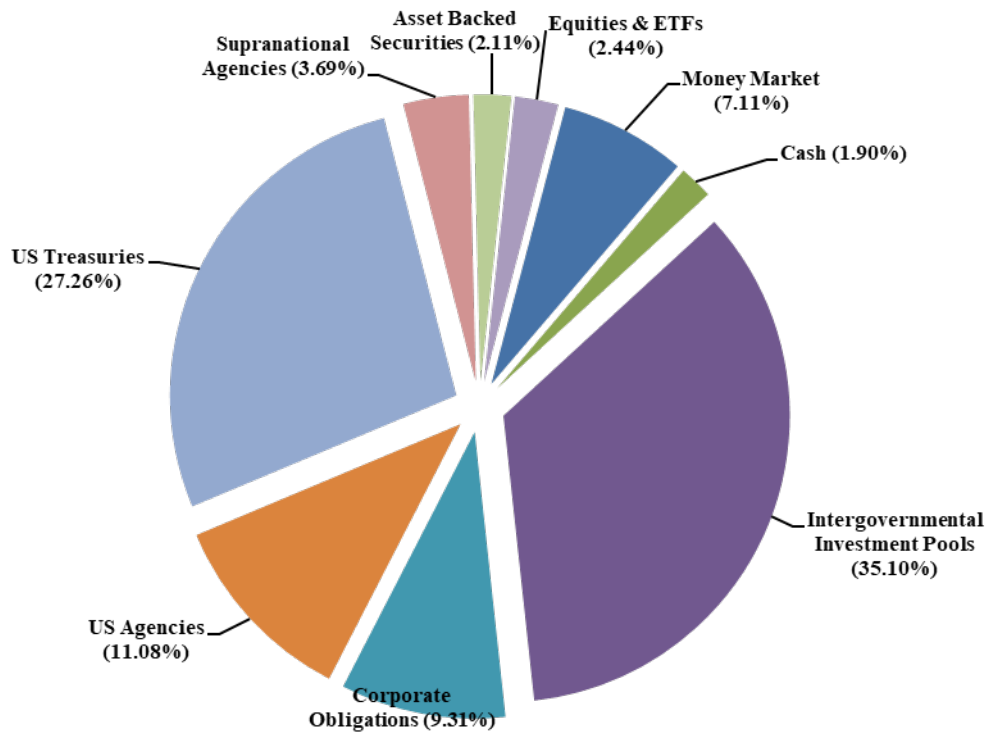
Portfolio Composition	Dollars Invested	Market Value Plus Accrued	Percentage of Total Portfolio	Maximum Allowable Percentage
<i>CASH</i>	\$ 5,899,833	\$ 5,899,833	1.90%	25%
<i>MONEY MARKET</i>	22,086,443	22,086,443	7.11%	80%
<i>INTERGOVERNMENTAL INVESTMENT POOLS</i>	109,130,199	109,130,199	35.10%	40%
<i>CORPORATE OBLIGATIONS</i>	28,782,109	28,919,867	9.31%	25%
<i>US AGENCIES</i>	33,556,807	34,432,133	11.08%	50%
<i>US TREASURIES</i>	81,118,083	84,709,333	27.26%	75%
<i>SUPRANATIONAL AGENCIES</i>	11,206,122	11,456,597	3.69%	25%
<i>ASSET BACKED SECURITIES</i>	6,526,225	6,570,026	2.11%	10%
<i>EQUITIES and EXCHANGE TRADED FUNDS</i>	8,176,216	7,588,272	2.44%	10%
TOTAL INVESTMENTS	\$ 306,482,037	\$ 310,792,702	100%	

Cash and Fixed Income Summary	
Risk Metric	Value
Cash	\$5,899,833
Money Market Fund	\$131,216,642
Fixed Income	\$166,087,956
Years to Final Maturity	1.632
Book Yield (1)	1.049%
Yield (2)	0.845%
Average Credit Rating	AA-/Aa3/AA-

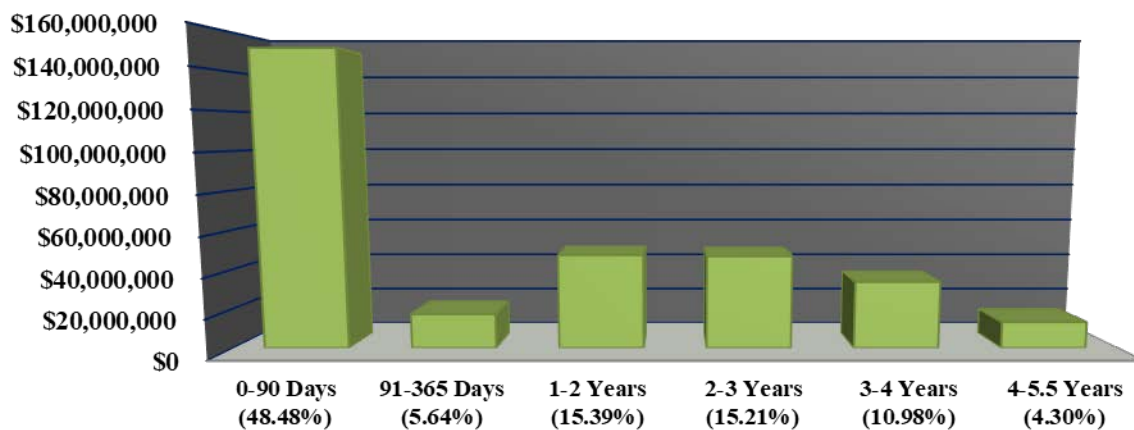
(1) Book Yield - Book yield (purchase yield) is the rate that all future cash flows discounted to the book value. This is a projected return at time of purchase.

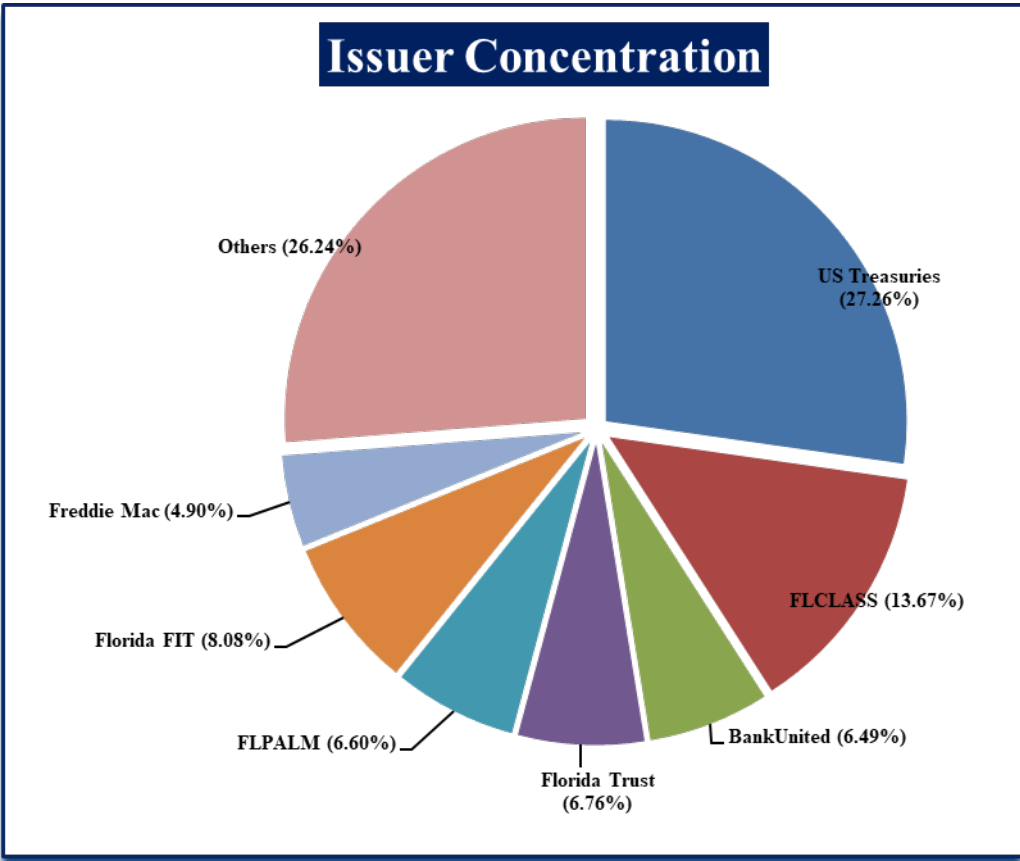
(2) Yield - Yield (current yield) is a bond's annual return on its annual coupon payments and current market price.

Portfolio Diversification



Maturity Distribution





Top Ten Holdings

Rank	Issuer Name	Book Value	Market Value Plus Accrued	% of Market Plus Accrued
1	US Treasuries	\$ 81,118,083	\$ 84,709,333	27.26%
2	FLCLASS	42,479,445	42,479,445	13.67%
3	FLFIT	25,125,722	25,125,722	8.08%
4	Florida Trust	21,007,340	21,007,340	6.76%
5	FLPALM	20,517,692	20,517,692	6.60%
6	BankUnited	20,179,613	20,179,613	6.49%
7	Freddie Mac	14,915,484	15,224,658	4.90%
8	Fannie Mae	9,907,187	10,250,696	3.30%
9	Cash in Bank	5,899,523	5,899,523	1.90%
10	Federal Farm Credit Banks	3,742,523	3,764,278	1.21%
Total		\$ 244,892,612	\$ 249,158,300	80.17%

**ST. LUCIE COUNTY BOARD OF COUNTY COMMISSIONERS
INVESTMENT PORTFOLIO
AS OF MARCH 31, 2020**

Account	Identifier	Description	S&P Rating	Fitch Rating	Moody's Rating	Current Units	Settle Date	Final Maturity	Book Value	Interest Due	Accrued Balance	Net Unrealized Gain/Loss	Market Value	Market Value + Accrued
CASH														
STLUCIE-PPM	CCYUSD	Payable	AAA	Aaa	AAA	(2,177,440.20)		03/31/2020	(2,177,440.20)	0.00	0.00	0.00	(2,177,440.20)	(2,177,440.20)
STLUCIE-PPM	CCYUSD	Cash	AAA	Aaa	AAA	1.70		03/31/2020	1.70	0.00	0.00	0.00	1.70	1.70
STLUCIE-PPM	CCYUSD	Receivable	AAA	Aaa	AAA	2,059,913.75		03/31/2020	2,059,913.75	0.00	0.00	0.00	2,059,913.75	2,059,913.75
STLUCIE-Sawgrass	CCYUSD	Receivable	AAA	Aaa	AAA	576.12		03/31/2020	576.12	0.00	0.00	0.00	576.12	576.12
STLUCIE-Cash Sol	CCYUSD	Receivable	AAA	Aaa	AAA	4.10		03/31/2020	4.10	0.00	0.00	0.00	4.10	4.10
STLUCIE-Cash Sol	CCYUSD	Cash	AAA	Aaa	AAA	6.41		03/31/2020	6.41	0.00	0.00	0.00	6.41	6.41
STLUCIE-Wells Fargo	CCYUSD	Cash	AAA	Aaa	AAA	6,012,462.34		03/31/2020	6,012,462.34	0.00	0.00	0.00	6,012,462.34	6,012,462.34
STLUCIE-Payden & Rygel	CCYUSD	Receivable	AAA	Aaa	AAA	368.10		03/31/2020	368.10	0.00	0.00	0.00	368.10	368.10
STLUCIE-Payden & Rygel	CCYUSD	Cash	AAA	Aaa	AAA	0.92		03/31/2020	0.92	0.00	0.00	0.00	0.92	0.92
STLUCIE-Equities Sawgrass	CCYUSD	Cash	AAA	Aaa	AAA	3.10		03/31/2020	3.10	0.00	0.00	0.00	3.10	3.10
STLUCIE-Equities Sawgrass	CCYUSD	Receivable	AAA	Aaa	AAA	3,936.40		03/31/2020	3,936.40	0.00	0.00	0.00	3,936.40	3,936.40
						5,899,832.74			5,899,832.74	0.00	0.00	0.00	5,899,832.74	5,899,832.74
MONEY MARKET														
STLUCIE-PPM	60934N625	FEDERATED PRIME CSH WLTH	AAA	Aaa	AAA	0.00	12/04/2012	03/31/2020	0.00	(0.00)	0.00	0.00	0.00	0.00
STLUCIE-PPM	31846V443	FIRST AMER-GVT OBLG V	AAA	Aaa	AAA	173,733.95		03/31/2020	173,733.95	74.60	0.00	0.00	173,733.95	173,733.95
STLUCIE-Sawgrass	31846V443	FIRST AMER-GVT OBLG V	AAA	Aaa	AAA	772,836.70		03/31/2020	772,836.70	576.12	0.00	0.00	772,836.70	772,836.70
STLUCIE-Cash Sol	31846V443	FIRST AMER-GVT OBLG V	AAA	Aaa	AAA	6,577.58		03/31/2020	6,577.58	4.10	0.00	0.00	6,577.58	6,577.58
STLUCIE-Payden & Rygel	60934N625	FEDERATED PRIME CSH WLTH	AAA	Aaa	AAA	0.00	12/04/2012	03/31/2020	0.00	(0.00)	0.00	0.00	0.00	0.00
STLUCIE-Payden & Rygel	31846V443	FIRST AMER-GVT OBLG V	AAA	Aaa	AAA	672,767.64		03/31/2020	672,767.64	368.10	0.00	0.00	672,767.64	672,767.64
STLUCIE-Equities Sawgrass	31846V443	FIRST AMER-GVT OBLG V	AAA	Aaa	AAA	96,897.75		03/31/2020	96,897.75	87.54	0.00	0.00	96,897.75	96,897.75
STLUCIE-Valley National	VALLNBK	Valley National Bank Money Market	NA	NA	NA	184,016.97		03/31/2020	184,016.97	0.00	0.00	0.00	184,016.97	184,016.97
St Lucie - BankUnited	BANKUNITED	IDP Bank Holdings	NA	NA	NA	20,179,612.89		03/31/2020	20,179,612.89	0.00	0.00	0.00	20,179,612.89	20,179,612.89
						22,086,443.48			22,086,443.48	1,110.46	0.00	0.00	22,086,443.48	22,086,443.48
INTERGOVERNMENTAL INVESTMENT POOLS														
STLUCIE-FL Test	FLGIT	FLGIT Day-To-Day Fund	NA	NA	NA	21,007,340.21		03/31/2020	21,007,340.21	0.00	0.00	0.00	21,007,340.21	21,007,340.21
ST Lucie - FLFIT	FLFIT	FLFIT	NA	NA	NA	25,125,721.82		03/31/2020	25,125,721.82	0.00	0.00	0.00	25,125,721.82	25,125,721.82
St Lucie - FLPALM	FLPALM	FLPALM	NA	NA	NA	20,517,691.93		03/31/2020	20,517,691.93	0.00	0.00	0.00	20,517,691.93	20,517,691.93
St Lucie - FLCLASS	FLCLASS	FLCLASS	NA	NA	NA	42,479,444.57		03/31/2020	42,479,444.57	0.00	0.00	0.00	42,479,444.57	42,479,444.57
						109,130,198.53			109,130,198.53	0.00	0.00	0.00	109,130,198.53	109,130,198.53
CORPORATE OBLIGATIONS														
STLUCIE-Sawgrass	85747AV5	STATE STREET CORP	A	A1	AA-	780,000.00	05/19/2016	05/19/2021	779,594.40	0.00	5,577.00	(3,018.60)	776,575.80	782,152.80
STLUCIE-Sawgrass	1727SRB0	CISCO SYSTEMS INC	AA-	A1	AA	850,000.00	09/20/2016	09/20/2021	849,881.00	0.00	480.49	5,899.00	855,780.00	856,260.49
STLUCIE-Sawgrass	458140BB5	INTEL CORP	A+	A1	A+	629,615.70	05/11/2022	05/11/2022	629,615.70	0.00	5,757.50	24,790.50	654,406.20	660,163.70
STLUCIE-Sawgrass	927804FK5	VIRGINIA ELECTRIC AND POWER CO	BBB+	A2	A	230,000.00	06/07/2017	01/15/2022	236,768.90	0.00	1,432.39	(4,974.90)	231,794.00	233,226.39
STLUCIE-Sawgrass	927804FK5	VIRGINIA ELECTRIC AND POWER CO	BBB+	A2	A	720,000.00	06/07/2017	01/15/2022	741,103.20	0.00	4,484.00	(15,487.20)	725,616.00	730,100.00
STLUCIE-Sawgrass	202795HZ6	COMMONWEALTH EDISON CO	A	A1	A	1,020,000.00	06/20/2017	09/01/2021	1,066,746.60	0.00	2,890.00	(35,506.20)	1,031,240.40	1,034,130.40
STLUCIE-Sawgrass	24422ETL3	JOHN DEERE CAPITAL CORP	A	A2	A	350,000.00	08/21/2017	01/06/2022	356,338.50	0.00	2,189.93	(2,929.50)	353,409.00	355,598.93
STLUCIE-Sawgrass	24422ETV1	JOHN DEERE CAPITAL CORP	A	A2	A	1,340,000.00	09/08/2017	09/08/2022	1,337,279.80	0.00	1,840.64	(22,619.20)	1,314,660.60	1,316,501.24
STLUCIE-Sawgrass	037833DC1	APPLE INC	AA+	Aa1	AA	300,000.00	09/12/2017	09/12/2022	299,646.00	0.00	332.50	4,776.00	304,422.00	304,754.50
STLUCIE-Sawgrass	92826CAG7	VISA INC	AA-	Aa3	NA	1,125,000.00	09/11/2017	09/15/2022	1,121,602.50	0.00	1,075.00	22,342.50	1,143,945.00	1,145,020.00
STLUCIE-Sawgrass	49327M2U7	KEYBANK NA	A-	A3	A-	145,000.00	03/07/2018	03/07/2023	144,973.90	0.00	326.25	3,075.45	148,049.35	148,375.60
STLUCIE-Sawgrass	61744YAN8	MORGAN STANLEY	BBB+	A3	A	810,000.00	06/15/2018	01/23/2023	789,588.00	0.00	4,781.25	39,957.30	829,545.30	834,326.55
STLUCIE-Sawgrass	931142EK5	WALMART INC	AA	Aa2	AA	140,000.00	06/27/2018	06/26/2023	139,962.20	0.00	1,256.11	8,514.80	148,477.00	149,733.11
STLUCIE-Sawgrass	931142EK5	WALMART INC	AA	Aa2	AA	560,000.00	06/27/2018	06/26/2023	560,408.80	0.00	5,024.44	33,499.20	593,908.00	598,932.44
STLUCIE-Sawgrass	458140AM2	INTEL CORP	A+	A1	A+	225,000.00	07/19/2018	12/15/2022	220,572.00	0.00	1,788.75	14,730.75	235,302.75	237,091.50
STLUCIE-Sawgrass	0258M0EB1	AMERICAN EXPRESS CREDIT CORP	A-	A2	A	1,070,000.00	10/19/2018	05/05/2021	1,041,666.40	0.00	9,763.75	31,147.70	1,072,814.10	1,082,577.85
STLUCIE-Sawgrass	037833AR1	APPLE INC	AA+	Aa1	NA	1,000,000.00	11/06/2018	05/06/2021	991,230.00	0.00	11,479.17	18,610.00	1,009,840.00	1,021,319.17
STLUCIE-Sawgrass	38141GWU4	GOLDMAN SACHS GROUP INC	BBB+	A3	A	1,890,000.00	03/18/2019	02/23/2023	1,978,338.70	0.00	4,725.62	(65,696.40)	1,812,642.30	1,817,367.92
STLUCIE-Sawgrass	06406FAD5	BANK OF NEW YORK MELLON CORP	A	A1	AA-	1,000,000.00	04/01/2019	08/16/2023	975,520.00	0.00	2,750.00	28,930.00	1,004,450.00	1,007,200.00
STLUCIE-Sawgrass	693475AV7	PNC FINANCIAL SERVICES GROUP INC	A-	A3	A+	1,500,000.00	04/01/2019	01/23/2024	1,541,610.00	0.00	9,916.67	(33,090.00)	1,508,520.00	1,511,436.67
STLUCIE-Sawgrass	49327M2T0	KEYBANK NA	A-	A3	A-	425,000.00	04/16/2019	09/14/2022	417,639.00	0.00	461.60	5,401.75	423,040.75	423,502.35
STLUCIE-Sawgrass	05531FAU7	BB&T CORP	A-	A3	A+	750,000.00	10/26/2015	06/29/2020	764,010.00	0.00	5,031.25	(15,397.50)	748,612.50	753,643.75
STLUCIE-Sawgrass	949746SK8	WELLS FARGO & CO	A-	A2	A+	860,000.00	07/22/2019	01/24/2023	873,863.20	0.00	4,912.11	(4,764.50)	869,098.80	874,010.91
STLUCIE-Sawgrass	69533RES3	PNC BANK NA	A	A2	A+	305,000.00	06/12/2017	07/21/2020	310,163.65	0.00	1,541.94	(5,633.35)	304,530.30	306,072.24
STLUCIE-Sawgrass	857477AR4	STATE STREET CORP	A	A1	AA-	820,000.00	12/14/2015	08/18/2020	821,418.60	0.00	2,538.48	(6,010.60)	815,408.00	817,946.48
STLUCIE-Sawgrass	05531FBH5	BB&T CORP	A-	A3	A+	605,000.00	10/24/2019	08/01/2024	612,562.50	0.00	2,520.83	(15,917.55)	596,644.95	599,165.78
STLUCIE-Sawgrass	316770BK4	FIFTH THIRD BANK (OHIO)	A-	A3	A+	210,000.00	10/30/2017	10/30/2020	209,920.20	0.00	1,937.83	(594.30)	209,325.90	211,263.73
STLUCIE-Sawgrass	491674BE6	KENTUCKY UTILITIES CO	A	A1	WR	700,000.00	06/07/2017	11/01/2020	727,090.00	0.00	9,479.17	(29,484.00)	697,606.00	707,085.17
STLUCIE-Sawgrass	48125LRN4	JPMORGAN CHASE BANK NA	A+	Aa2	AA	660,000.00	11/07/2019	04/26/2021	663,168.00	0.00	8,769.38	(3,438.60)	659,729.40	668,498.78

**ST. LUCIE COUNTY BOARD OF COUNTY COMMISSIONERS
INVESTMENT PORTFOLIO
AS OF MARCH 31, 2020**

Account	Identifier	Description	S&P Rating	Fitch Rating	Moody's Rating	Current Units	Settle Date	Maturity	Book Value	Interest Due	Accrued Balance	Net Unrealized Gain/Loss	Market Value	Market Value + Accrued
STLUCIE-Sawgrass	61746BEC6	MORGAN STANLEY	BBB+	A3	A	690,000.00	11/15/2019	10/24/2023	706,111.50	0.00	4,171.81	(39,916.50)	666,195.00	670,366.81
STLUCIE-Sawgrass	68389XB18	ORACLE CORP	A+	A3	A-	400,000.00	11/21/2019	09/15/2023	405,788.00	0.00	426.67	3,800.00	409,588.00	410,014.67
STLUCIE-Sawgrass	458140AM2	INTEL CORP	A+	A1	A+	500,000.00	12/13/2019	12/15/2022	511,690.00	0.00	3,975.00	11,205.00	522,895.00	526,870.00
STLUCIE-Sawgrass	49327M2T0	KEYBANK NA	A-	A3	A-	500,000.00	12/13/2019	09/14/2022	504,475.00	0.00	543.06	(6,780.00)	497,695.00	498,238.06
STLUCIE-Sawgrass	931142EK5	WALMART INC	AA	AA2	AA	500,000.00	12/13/2019	06/26/2023	525,075.00	0.00	4,486.11	5,200.00	530,275.00	534,761.11
STLUCIE-Sawgrass	6839XB18	ORACLE CORP	A+	A3	A-	1,000,000.00	12/13/2019	09/15/2023	1,013,750.00	0.00	1,066.67	10,220.00	1,023,970.00	1,025,036.67
STLUCIE-Sawgrass	458140AM2	INTEL CORP	A+	A1	A+	500,000.00	12/16/2019	12/15/2022	511,470.00	0.00	3,975.00	11,425.00	522,895.00	526,870.00
STLUCIE-Sawgrass	17275RB10	CISCO SYSTEMS INC	AA-	A1	NA	750,000.00	12/16/2019	09/20/2021	749,835.00	0.00	423.96	5,265.00	755,100.00	755,523.96
STLUCIE-Sawgrass	92826CAB8	VISA INC	AA-	AA3	NA	170,000.00	12/14/2015	12/14/2020	169,855.50	0.00	1,111.61	809.20	170,664.70	171,776.31
STLUCIE-Sawgrass	05531FAZ6	BB&T CORP	A-	A3	A+	590,000.00	10/17/2019	02/01/2021	591,156.40	0.00	2,114.17	(6,106.50)	585,049.90	587,164.07
STLUCIE-Sawgrass	46625HQJ2	JP MORGAN CHASE & CO	A-	A2	AA-	420,000.00	06/07/2019	03/01/2021	420,949.20	0.00	892.50	54.60	421,003.80	421,896.30
STLUCIE-Sawgrass	949746RS2	WELLS FARGO & CO	A-	A2	A+	870,000.00	04/07/2017	03/04/2021	870,469.80	0.00	1,631.25	(321.90)	870,147.90	871,779.15
STLUCIE-Sawgrass	654106AH6	NIKE INC	AA-	A1	NA	420,000.00	03/27/2020	03/27/2025	419,428.80	0.00	112.00	17,010.00	436,438.80	436,550.80
STLUCIE-Sawgrass	88579YBM2	3M CO	A+	A1	NA	280,000.00	03/27/2020	04/15/2025	279,773.20	0.00	82.44	8,705.20	288,478.40	288,560.84
									28,782,109.15	0.00	140,076.28	(2,318.25)	28,779,790.90	28,919,867.18
US AGENCIES														
STLUCIE-PPM	3135G0U35	FEDERAL NATIONAL MORTGAGE ASSOCIATION	AA+	Aaa	AAA	740,000.00	06/25/2018	06/22/2021	739,829.80	0.00	5,596.25	21,460.00	761,289.80	766,886.05
STLUCIE-PPM	3135G0U92	FEDERAL NATIONAL MORTGAGE ASSOCIATION	AA+	Aaa	AAA	600,000.00	01/11/2019	01/11/2022	499,640.00	0.00	2,916.67	19,705.00	519,345.00	522,261.67
STLUCIE-PPM	3135G0U92	FEDERAL NATIONAL MORTGAGE ASSOCIATION	AA+	Aaa	AAA	500,000.00	01/31/2019	01/11/2022	600,156.00	0.00	3,500.00	23,058.00	623,214.00	626,714.00
STLUCIE-PPM	3135G0V59	FEDERAL NATIONAL MORTGAGE ASSOCIATION	AA+	Aaa	AAA	425,000.00	04/12/2019	04/12/2022	423,606.00	0.00	4,489.06	17,025.50	440,631.50	445,120.56
STLUCIE-PPM	3130AGLDS	FEDERAL HOME LOAN BANKS	AA+	Aaa	AAA	370,000.00	06/07/2019	07/07/2021	349,688.50	0.00	1,531.25	6,842.50	356,531.00	358,062.25
STLUCIE-PPM	31379Q69	FEDERAL HOME LOAN BANKS	AA+	Aaa	AAA	800,000.00	06/14/2019	06/10/2022	876,116.10	0.00	5,700.31	27,318.00	903,434.10	909,134.41
STLUCIE-PPM	3137EAE19	FEDERAL HOME LOAN MORTGAGE CORP	AA+	Aaa	AAA	620,000.00	02/16/2018	02/16/2021	618,363.20	0.00	1,840.63	12,015.60	630,378.80	632,219.43
STLUCIE-PPM	3130A7E3	FEDERAL HOME LOAN BANKS	AA+	Aaa	AAA	510,000.00	02/21/2020	02/17/2023	509,061.60	0.00	779.17	14,637.00	523,698.60	524,477.77
STLUCIE-PPM	3133ELT4	FEDERAL FARM CREDIT BANKS FUNDING CORP	AA+	Aaa	AAA	1,100,000.00	03/18/2020	01/18/2022	1,098,493.00	0.00	210.53	2,211.00	1,100,704.00	1,100,914.53
STLUCIE-Sawgrass	3134GUY79	FEDERAL HOME LOAN MORTGAGE CORP	AA+	Aaa	AAA	415,000.00	01/17/2020	01/17/2025	415,000.00	0.00	1,791.42	219.95	415,219.95	417,011.37
STLUCIE-Sawgrass	3134GU4N7	FEDERAL HOME LOAN MORTGAGE CORP	AA+	Aaa	AAA	525,000.00	01/21/2020	01/21/2025	525,000.00	0.00	2,143.75	309.75	525,309.75	527,453.50
STLUCIE-Sawgrass	3133ELJQ8	FEDERAL FARM CREDIT BANKS FUNDING CORP	AA+	Aaa	AAA	800,000.00	01/23/2020	01/23/2025	799,800.00	0.00	3,022.22	736.00	800,536.00	803,558.22
STLUCIE-Sawgrass	3133ELM10	FEDERAL FARM CREDIT BANKS FUNDING CORP	AA+	Aaa	AAA	525,000.00	02/12/2020	02/12/2024	525,000.00	0.00	1,207.65	4,131.75	529,131.75	530,339.40
STLUCIE-Sawgrass	3133ELM25	FEDERAL FARM CREDIT BANKS FUNDING CORP	AA+	Aaa	AAA	800,000.00	02/18/2020	02/10/2023	799,360.00	0.00	1,813.33	6,136.00	805,496.00	807,330.33
STLUCIE-Payden & Rygel	3137EAE8S	FREDDIE MAC	AA+	Aaa	AAA	500,000.00	06/11/2018	06/19/2023	497,380.00	0.00	3,895.83	38,380.00	535,660.00	539,555.83
STLUCIE-Payden & Rygel	690353V38	OVERSEAS PRIVATE INVESTMENT CORP	AA+	Aaa	AAA	300,000.00	06/28/2018	08/21/2021	299,529.00	0.00	18,582.42	24,864.00	324,393.00	342,975.42
STLUCIE-Payden & Rygel	3135G0U43	FEDERAL NATIONAL MORTGAGE ASSOCIATION	AA+	Aaa	AAA	520,000.00	09/14/2018	09/12/2023	517,868.00	0.00	789.03	42,692.00	560,560.00	561,349.03
STLUCIE-Payden & Rygel	3130AF5B9	FEDERAL HOME LOAN BANKS	AA+	Aaa	AAA	500,000.00	10/12/2018	10/12/2021	499,675.00	0.00	7,041.67	20,370.00	520,045.00	527,086.67
STLUCIE-Payden & Rygel	690353M79	OVERSEAS PRIVATE INVESTMENT CORP	AA+	Aaa	AAA	124,695.43	01/16/2019	02/15/2023	122,096.78	0.00	285.21	3,248.32	125,345.09	125,630.30
STLUCIE-Payden & Rygel	690353ZC4	OVERSEAS PRIVATE INVESTMENT CORP	AA+	Aaa	AAA	38,020.85	01/30/2019	05/15/2025	37,610.23	0.00	121.94	2,039.44	39,649.67	39,771.61
STLUCIE-Payden & Rygel	6903535R4	OVERSEAS PRIVATE INVESTMENT CORP	AA+	Aaa	AAA	500,000.00	02/20/2019	03/20/2024	210,000.00	0.00	180.95	11,554.20	221,554.20	221,735.15
STLUCIE-Payden & Rygel	911759MW5	U.S. DEPARTMENT OF HOUSING AND URBAN DEVELOPMENT	AA+	Aaa	AAA	70,000.00	03/28/2019	08/01/2023	70,000.00	0.00	305.43	5,105.10	75,105.10	75,410.53
STLUCIE-Payden & Rygel	3135G0V75	FEDERAL NATIONAL MORTGAGE ASSOCIATION	AA+	Aaa	AAA	360,000.00	07/08/2019	07/02/2024	358,635.60	0.00	1,557.50	17,902.80	376,538.40	378,095.90
STLUCIE-Payden & Rygel	76116FAD9	RESOLUTION FUNDING CORP	NA	NA	NA	515,000.00	07/13/2018	07/15/2020	487,750.75	0.00	0.00	26,491.60	514,222.35	514,222.35
STLUCIE-Payden & Rygel	3130AGW77	FEDERAL HOME LOAN BANKS	AA+	Aaa	AAA	240,000.00	08/16/2019	08/15/2024	239,436.00	0.00	460.00	10,732.80	250,168.80	250,628.80
STLUCIE-Payden & Rygel	3135G0V33	FEDERAL NATIONAL MORTGAGE ASSOCIATION	AA+	Aaa	AAA	470,000.00	09/06/2019	09/06/2022	468,364.40	0.00	448.78	12,962.60	481,327.00	481,775.78
STLUCIE-Payden & Rygel	3130AHY70	FEDERAL HOME LOAN BANKS	AA+	Aaa	AAA	370,000.00	11/08/2019	11/19/2021	369,367.30	0.00	2,388.30	7,858.80	377,226.10	379,614.40
STLUCIE-Payden & Rygel	3135G0X24	FEDERAL NATIONAL MORTGAGE ASSOCIATION	AA+	Aaa	AAA	1,100,000.00	01/10/2020	01/07/2025	1,096,491.00	0.00	4,021.88	58,168.00	1,154,659.00	1,158,680.88
STLUCIE-Payden & Rygel	3134GUY79	FEDERAL HOME LOAN MORTGAGE CORP	AA+	Aaa	AAA	490,000.00	01/17/2020	01/17/2025	530,000.00	0.00	2,287.83	280.90	530,280.90	532,568.73
STLUCIE-Payden & Rygel	3130AHWB5	FEDERAL HOME LOAN BANKS	AA+	Aaa	AAA	500,000.00	01/24/2020	01/21/2025	490,000.00	0.00	1,905.56	1,783.60	491,783.60	493,689.16
STLUCIE-Payden & Rygel	3133ELG89	FEDERAL FARM CREDIT BANKS FUNDING CORP	AA+	Aaa	AAA	520,000.00	01/30/2020	07/13/2023	519,870.00	0.00	2,005.47	280.80	520,150.80	522,156.27
STLUCIE-Payden & Rygel	3135G0X73	FEDERAL NATIONAL MORTGAGE ASSOCIATION	AA+	Aaa	AAA	530,000.00	01/30/2020	01/30/2023	530,000.00	0.00	1,571.60	598.00	531,431.00	533,000.00
STLUCIE-Payden & Rygel	3134GU7H7	FEDERAL HOME LOAN MORTGAGE CORP	AA+	Aaa	AAA	520,000.00	02/07/2020	02/06/2025	520,000.00	0.00	1,565.06	598.00	520,598.00	522,163.06
STLUCIE-Payden & Rygel	3130AJSQ8	FEDERAL HOME LOAN BANKS	AA+	Aaa	AAA	270,000.00	02/14/2020	02/14/2023	270,000.00	0.00	616.88	240.30	270,240.30	270,857.18
STLUCIE-Payden & Rygel	3137EAEF0	FREDDIE MAC	AA+	Aaa	AAA	780,000.00	02/14/2020	02/12/2025	779,399.40	0.00	1,527.50	34,522.80	813,922.20	815,449.70
STLUCIE-PPM	3137AWOG3	FHMS K-023 A1	AA+	Aaa	AAA	275,432.82	03/09/2018	04/25/2022	269,450.76	0.00	363.34	7,808.18	277,258.93	277,622.28
STLUCIE-PPM	3137B5JL8	FHMS K-034 A1	AA+	Aaa	AAA	138,992.63	06/18/2018	02/25/2023	138,281.38	0.00	309.14	4,120.74	142,402.12	142,711.27
STLUCIE-PPM	3137AYCD1	FHMS K-025 A1	AA+	Aaa	AAA	254,538.18	07/15/2018	04/25/2022	249,357.93	0.00	397.72	6,697.30	256,055.23	256,452.94
STLUCIE-PPM	3137BHXX0	FHMS K-718 A1	AA+	Aaa	AAA	242,058.59	07/06/2018	09/25/2021	239,146.33	0.00	479.07	5,850.86	244,997.18	245,476.26
STLUCIE-PPM	US137FIYA	FHMS K-J22 A1	AA+	Aaa	AAA	63,786.46	11/19/2018	05/25/2023	63,784.74	0.00	183.60	1,482.84	65,267.58	65,451.18
STLUCIE-PPM	3137BBBC3	FHMS K-038 A1	AA+	Aaa	AAA	218,801.17	11/26/2018	10/25/2023	215,690.09	0.00	474.80	8,250.71	223,940.81	224,415.60
STLUCIE-PPM	3137FKP39	FHMS K-P05 A	AA+	Aaa	AAA	123,511.61	12/17/2018	07/25/2023	123,511.24	0.00	329.67	3,841.58	127,352.82	127,682.50
STLUCIE-PPM	3137B7E28	FHMS K-036 A1	AA+	Aaa	AAA	104,757.21	01/10/2019	04/25/2023	104,266.16	0.00	242.43	3,217.87	107,484.04	107,726.46
STLUCIE-PPM	3137BLUR7	FHMS K-720 A2	AA+	Aaa	AAA	425,000.00	03/12/2019	06/25/2022	424,286.13	0.00	961.92	11,381.37	435,667.50	436,629.42

ST. LUCIE COUNTY BOARD OF COUNTY COMMISSIONERS
 INVESTMENT PORTFOLIO
 AS OF MARCH 31, 2020

Account	Identifier	Description	S&P Rating	Fitch Rating	Moody's Rating	Current Units	Settle Date	Maturity	Book Value	Interest Due	Balance	Net Unrealized Gain/Loss	Market Value	Market Value + Accrued
STLUCIE-PPM	3137B1BS0	FHMS K-026 A2	AA+	Aaa	Aaa	430,000.00	06/17/2019	11/25/2022	433,762.50	0.00	899.42	8,767.70	442,530.20	443,429.62
STLUCIE-PPM	3137FB197	FHMS K-728 A1	AA+	Aaa	Aaa	394,552.02	07/18/2019	10/25/2023	399,298.98	0.00	901.22	8,431.08	407,730.06	408,631.28
STLUCIE-PPM	3137AWQH1	FHMS K-023 A2	AA+	Aaa	Aaa	375,000.00	09/09/2019	08/25/2022	380,537.11	0.00	720.94	2,795.39	383,332.50	384,053.44
STLUCIE-PPM	3137FQ3V3	FHMS K-J27 A1	AA+	Aaa	Aaa	125,782.12	11/26/2019	07/25/2024	125,779.11	0.00	2,19.28	3,926.16	129,705.27	129,924.55
STLUCIE-PPM	3137BSPW7	FHMS K-723 A2	AA+	Aaa	Aaa	265,000.00	02/13/2020	08/25/2023	271,417.97	0.00	541.93	2,859.68	274,277.65	274,819.58
STLUCIE-Payden & Rygel	3137BTTZ4	FHMS K-724 A1	AA+	Aaa	Aaa	150,326.10	07/12/2018	03/25/2023	149,316.10	0.00	347.75	5,199.59	154,515.68	154,863.44
STLUCIE-Payden & Rygel	US3137FYA	FHMS K-J22 A1	AA+	Aaa	Aaa	76,543.75	11/19/2018	05/25/2023	76,541.68	0.00	220.32	1,779.41	78,321.09	78,541.41
STLUCIE-Payden & Rygel	3137BWWV0	FHMS K-725 AM	AA	Aaa	Aaa	390,000.00	06/26/2019	02/25/2024	405,051.56	0.00	1,008.80	8,430.34	413,481.90	414,490.70
STLUCIE-Payden & Rygel	3137B36I2	FHMS K-029 A2	AA+	Aaa	Aaa	180,000.00	08/19/2019	02/25/2023	188,388.28	0.00	498.00	1,319.12	189,707.40	190,205.40
STLUCIE-Payden & Rygel	3137B36I2	FHMS K-029 A2	AA+	Aaa	Aaa	110,000.00	08/19/2019	02/25/2023	115,134.77	0.00	304.33	797.53	115,932.30	116,236.63
STLUCIE-Payden & Rygel	3132D53P5	FH SB8006	AA+	Aaa	Aaa	188,175.71	09/17/2019	09/01/2034	193,203.54	0.00	470.44	3,726.10	196,929.64	197,400.08
STLUCIE-Payden & Rygel	3137BMLC8	FHMS K-504 A2	AA+	Aaa	Aaa	107,984.45	06/01/2018	09/25/2020	107,916.96	0.00	230.91	7.02	107,923.98	108,154.89
STLUCIE-Payden & Rygel	3137B04Y7	FHMS K-031 A2	AA+	Aaa	Aaa	210,000.00	10/04/2019	01/25/2023	214,167.19	0.00	457.63	4,793.51	218,960.70	219,418.33
STLUCIE-Payden & Rygel	3132D53P5	FH SB8006	AA+	Aaa	Aaa	188,175.71	10/17/2019	09/01/2034	192,880.11	0.00	470.44	4,049.53	196,929.64	197,400.08
STLUCIE-Payden & Rygel	3132D53P5	FH SB8006	AA+	Aaa	Aaa	480,000.00	03/03/2020	07/25/2023	503,775.50	0.00	1,224.50	3,517.80	507,292.80	508,516.80
STLUCIE-Payden & Rygel	3137B3NX2	FHMS K-031 A2	AA+	Aaa	Aaa	470,000.00	03/10/2020	04/25/2023	500,733.59	0.00	1,292.50	(1,922.59)	498,811.00	500,103.50
STLUCIE-Payden & Rygel	3137B5JM6	FHMS K-034 A2	AA+	Aaa	Aaa	280,000.00	03/11/2020	07/25/2023	301,000.00	0.00	823.90	(898.80)	300,101.20	300,925.10
STLUCIE-PPM	3137B3N95	FHMS K-030 A1	AA+	Aaa	Aaa	286,017.00	04/25/2018	09/25/2022	285,469.54	0.00	662.37	6,539.51	292,009.05	292,671.42
STLUCIE-PPM	3137AH6C7	FHMS K-015 A2	AA+	Aaa	Aaa	404,888.97	11/09/2018	07/25/2021	404,888.97	0.00	1,089.83	10,891.51	414,768.26	415,858.08
STLUCIE-PPM	3137ASN19	FHMS K-019 A2	AA+	Aaa	Aaa	395,624.30	03/13/2019	03/25/2022	390,400.82	0.00	749.05	10,398.24	400,799.07	401,548.11
STLUCIE-PPM	3137AUIP3	FHMS K-021 A2	AA+	Aaa	Aaa	425,000.00	04/02/2019	06/25/2022	424,037.11	0.00	848.58	10,304.39	434,341.50	435,190.08
STLUCIE-PPM	3137BUTM6	FHMS K-J11 A2	AA+	Aaa	Aaa	118,980.56	05/14/2019	01/25/2023	120,137.83	0.00	290.71	5,046.38	125,184.20	125,474.91
STLUCIE-PPM	3137AYCE9	FHMS K-025 A2	AA+	Aaa	Aaa	425,000.00	06/25/2019	10/25/2022	432,769.53	0.00	949.88	6,055.72	438,825.25	439,775.13
STLUCIE-PPM	3137AMF8	FHMS 2011-K016 A2	AA+	Aaa	Aaa	374,055.35	06/24/2019	10/25/2021	378,599.53	0.00	925.04	4,945.60	383,545.14	384,470.18
STLUCIE-PPM	3137AVXN2	FHMS K-022 A2	AA+	Aaa	Aaa	425,000.00	08/19/2019	07/25/2022	430,179.69	0.00	834.06	4,289.31	434,469.00	435,303.06
STLUCIE-PPM	3137ATRW4	FHMS K-020 A2	AA+	Aaa	Aaa	435,000.00	09/09/2019	05/25/2022	441,100.20	0.00	860.21	2,765.10	443,865.30	444,725.51
STLUCIE-Payden & Rygel	31396CHB9	FHR 3047 FV	AA+	Aaa	Aaa	158,377.05	05/15/2017	01/15/2035	158,624.51	0.00	70.72	(388.42)	158,236.09	158,306.81
STLUCIE-Payden & Rygel	3137AXHP1	FHMS K-024 A2	AA+	Aaa	Aaa	340,000.00	06/20/2019	09/25/2022	343,891.41	0.00	729.02	5,941.39	349,832.80	350,561.82
STLUCIE-Payden & Rygel	3137ASN19	FHMS K-019 A2	AA+	Aaa	Aaa	395,624.30	06/28/2019	03/25/2022	397,756.96	0.00	749.05	3,042.10	400,799.07	401,548.11
STLUCIE-Payden & Rygel	3137BQR90	FHMS K-026 A2	AA+	Aaa	Aaa	200,000.00	08/01/2019	01/25/2023	200,656.25	0.00	378.67	5,343.75	206,000.00	206,378.67
STLUCIE-Payden & Rygel	3137ATRW4	FHMS K-020 A2	AA+	Aaa	Aaa	230,000.00	03/11/2020	05/25/2022	236,262.23	0.00	454.83	(1,574.71)	234,687.40	235,142.23
STLUCIE-PPM	31418AV54	FN MA1535	AA+	Aaa	Aaa	192,046.12	04/19/2018	08/01/2023	189,225.45	0.00	320.08	6,815.24	196,040.68	196,360.76
STLUCIE-PPM	3136A6IA3	FNA 2012-M5 A2	AA+	Aaa	Aaa	290,313.12	10/07/2019	01/25/2023	288,804.85	0.00	656.83	7,453.88	296,915.56	299,915.56
STLUCIE-PPM	3136ABPW7	FNA 2013-M1 A2	AA+	Aaa	Aaa	263,249.35	09/13/2019	08/25/2022	265,275.13	0.00	518.74	3,165.49	268,440.62	268,959.36
STLUCIE-PPM	3136AEGQ4	FNA 2013-M7 A2	AA+	Aaa	Aaa	222,733.14	09/09/2019	12/25/2022	225,651.17	0.00	423.19	2,037.78	227,688.96	228,112.15
STLUCIE-Payden & Rygel	3136B1XP4	FNA 2018-M5 A2	AA+	Aaa	Aaa	136,220.82	04/30/2018	09/25/2021	138,930.59	0.00	404.12	(9,200.56)	138,029.84	138,433.96
STLUCIE-Payden & Rygel	3138LY2H9	FN AO7975	AA+	Aaa	Aaa	179,911.09	07/24/2019	06/01/2027	183,818.54	0.00	449.78	9,920.79	188,739.33	189,189.11
STLUCIE-Payden & Rygel	3138XZ35	FN AU1661	AA+	Aaa	Aaa	159,108.18	08/19/2019	07/01/2028	161,668.83	0.00	331.48	3,501.37	165,170.20	165,501.68
STLUCIE-Payden & Rygel	3138WJDM7	FN ASR207	AA+	Aaa	Aaa	228,962.47	09/17/2019	10/01/2031	232,611.56	0.00	477.01	5,468.19	238,079.75	238,556.76
STLUCIE-Payden & Rygel	31418BZ33	FN MA2561	AA+	Aaa	Aaa	213,546.32	09/17/2019	03/01/2031	219,502.27	0.00	533.87	4,821.74	224,324.01	224,857.87
STLUCIE-Payden & Rygel	31418DGG1	FN MA3798	AA+	Aaa	Aaa	0.01	09/23/2019	10/01/2034	0.01	0.00	0.00	0.00	0.01	0.01
STLUCIE-Payden & Rygel	3140FPBK4	FN BE3641	AA+	Aaa	Aaa	140,511.47	10/17/2019	05/01/2032	144,682.90	0.00	351.28	2,886.46	147,569.36	147,920.64
STLUCIE-Payden & Rygel	3140FPBK4	FN BE3641	AA+	Aaa	Aaa	44,708.19	10/17/2019	05/01/2032	46,042.45	0.00	111.77	9,114.43	46,953.88	47,065.65
STLUCIE-Payden & Rygel	31409VA6	FN BM5108	AA+	Aaa	Aaa	389,566.30	11/18/2019	02/01/2033	399,609.82	0.00	973.92	9,629.58	409,239.40	410,213.31
STLUCIE-Payden & Rygel	31418CFJ8	FN MA2868	AA+	Aaa	Aaa	381,083.62	12/17/2019	01/01/2032	384,785.47	0.00	795.95	10,865.93	395,651.40	396,445.35
STLUCIE-Payden & Rygel	31409VB4	FN BM5109	AA+	Aaa	Aaa	133,352.16	12/17/2019	12/01/2032	137,081.85	0.00	333.38	2,917.91	139,999.76	140,333.14
STLUCIE-Payden & Rygel	3138EPK45	FN AL6614	AA+	Aaa	Aaa	141,144.44	12/17/2019	05/01/2028	142,864.64	0.00	294.05	4,079.42	146,944.06	147,238.11
STLUCIE-Payden & Rygel	3140K6CH6	FN BO9971	AA+	Aaa	Aaa	506,948.91	12/23/2019	08/01/2034	512,483.56	0.00	1,056.12	13,840.96	526,324.25	527,380.38
STLUCIE-Payden & Rygel	31418CP17	FN MA3124	AA+	Aaa	Aaa	249,984.67	01/16/2020	09/01/2032	253,851.63	0.00	520.80	5,674.96	259,526.59	260,047.39
STLUCIE-Payden & Rygel	31418CP17	FN MA3124	AA+	Aaa	Aaa	256,928.68	02/18/2020	09/01/2032	261,986.98	0.00	535.27	4,748.68	266,735.65	267,270.92
STLUCIE-Payden & Rygel	314018TK9	FN BM4153	AA+	Aaa	Aaa	256,534.39	02/18/2020	06/01/2033	265,653.40	0.00	641.34	3,797.50	269,450.90	270,092.23
STLUCIE-Payden & Rygel	314018TK9	FN BM4153	AA+	Aaa	Aaa	69,965.93	02/18/2020	06/01/2033	72,565.71	0.00	174.91	920.90	73,486.61	73,661.52
STLUCIE-PPM	31398SKA0	FNA 2010-M6 A2	AA+	Aaa	Aaa	141,433.09	11/15/2017	09/25/2020	145,499.29	0.00	390.59	(3,636.24)	141,863.04	142,253.64
STLUCIE-Payden & Rygel	38376U91	GNR 2017-068 AF	AA+	Aaa	Aaa	161,000.28	03/27/2018	05/20/2047	161,302.16	0.00	259.09	(2,356.24)	158,945.92	159,205.01
						33,556,807.15			33,556,807.15	0.00	122,618.08	752,707.93	34,309,515.08	34,432,133.16
						1,350,000.00	05/17/2018	05/31/2021	1,321,576.17	0.00	9,473.77	57,475.83	1,379,052.00	1,388,125.77
						2,125,000.00	06/06/2018	06/30/2021	2,092,709.96	0.00	11,413.12	85,500.04	2,178,213.00	2,189,623.12
						140,000.00	09/07/2018	08/15/2021	140,114.84	0.00	486.54	4,839.76	144,954.60	145,441.14
						500,000.00	12/11/2018	11/15/2021	502,070.31	0.00	5,449.86	19,589.69	521,660.00	527,109.86

US TREASURIES

STLUCIE-PPM	912828WN6	UNITED STATES TREASURY	AA+	Aaa	Aaa	1,350,000.00	05/17/2018	05/31/2021	1,321,576.17	0.00	9,473.77	57,475.83	1,379,052.0
-------------	-----------	------------------------	-----	-----	-----	--------------	------------	------------	--------------	------	----------	-----------	-------------

**ST. LUCIE COUNTY BOARD OF COUNTY COMMISSIONERS
INVESTMENT PORTFOLIO
AS OF MARCH 31, 2020**

Account	Identifier	Description	S&P Rating	Fitch Rating	Moody's Rating	Current Units	Settle Date	Maturity	Book Value	Interest Due	Accrued Balance	Net Unrealized Gain/Loss	Market Value	Market Value + Accrued
STLUCIE-PPM	912828R7	UNITED STATES TREASURY	AA+	Aaa	Aaa	1,395,000.00	07/10/2019	12/15/2021	1,399,849.80	0.00	10,805.53	52,470.75	1,452,320.55	1,463,126.08
STLUCIE-PPM	912828V8	UNITED STATES TREASURY	AA+	Aaa	Aaa	2,250,000.00	01/31/2019	01/15/2022	2,246,835.94	0.00	11,899.04	94,919.06	2,341,755.00	2,353,654.04
STLUCIE-PPM	912828H6	UNITED STATES TREASURY	AA+	Aaa	Aaa	375,000.00	02/11/2019	01/31/2022	364,804.69	0.00	942.65	18,895.31	383,700.00	384,642.65
STLUCIE-PPM	912828G2	UNITED STATES TREASURY	AA+	Aaa	Aaa	400,000.00	02/15/2019	04/15/2021	398,953.13	0.00	4,386.61	10,310.87	409,264.00	413,650.61
STLUCIE-PPM	912828C9	UNITED STATES TREASURY	AA+	Aaa	Aaa	1,075,000.00	03/06/2019	02/15/2022	1,073,782.23	0.00	3,396.29	47,120.27	1,120,902.50	1,124,298.79
STLUCIE-PPM	912828W9	UNITED STATES TREASURY	AA+	Aaa	Aaa	200,000.00	04/03/2019	04/30/2022	196,773.44	0.00	1,471.15	9,586.56	206,360.00	207,831.15
STLUCIE-PPM	912828M7	UNITED STATES TREASURY	AA+	Aaa	Aaa	1,175,000.00	05/03/2019	04/15/2022	1,175,734.38	0.00	12,207.48	47,687.37	1,223,421.75	1,235,629.23
STLUCIE-PPM	912828P4	UNITED STATES TREASURY	AA+	Aaa	Aaa	1,325,000.00	06/05/2019	07/31/2022	1,326,242.19	0.00	4,163.38	49,425.81	1,375,668.00	1,379,831.38
STLUCIE-PPM	912828X6	UNITED STATES TREASURY	AA+	Aaa	Aaa	1,000,000.00	07/09/2019	05/31/2022	997,890.63	0.00	5,881.15	34,809.75	1,032,700.00	1,038,581.15
STLUCIE-PPM	912828T8	UNITED STATES TREASURY	AA+	Aaa	Aaa	400,000.00	08/05/2019	07/15/2022	400,656.25	0.00	1,480.77	13,047.35	413,700.00	415,184.77
STLUCIE-PPM	912828D7	UNITED STATES TREASURY	AA+	Aaa	Aaa	650,000.00	08/05/2019	08/31/2021	653,529.30	0.00	1,130.43	13,078.20	666,607.50	667,737.93
STLUCIE-PPM	912828Y8	UNITED STATES TREASURY	AA+	Aaa	Aaa	1,000,000.00	09/06/2019	08/31/2021	998,945.31	0.00	1,304.35	19,684.69	1,018,630.00	1,019,934.35
STLUCIE-PPM	912828T3	UNITED STATES TREASURY	AA+	Aaa	Aaa	800,000.00	09/30/2019	09/30/2021	791,875.00	0.00	24.59	19,125.00	811,000.00	811,024.59
STLUCIE-PPM	912828S8	UNITED STATES TREASURY	AA+	Aaa	Aaa	400,000.00	10/04/2019	09/30/2021	396,484.38	0.00	12.30	9,015.62	405,500.00	405,512.30
STLUCIE-PPM	912828U5	UNITED STATES TREASURY	AA+	Aaa	Aaa	700,000.00	11/04/2019	10/15/2022	697,347.66	0.00	4,444.33	22,392.34	719,740.00	724,184.33
STLUCIE-PPM	912828Y0	UNITED STATES TREASURY	AA+	Aaa	Aaa	900,000.00	11/04/2019	10/31/2021	894,796.88	0.00	4,728.71	20,251.12	915,048.00	919,776.71
STLUCIE-PPM	912828U6	UNITED STATES TREASURY	AA+	Aaa	Aaa	1,500,000.00	12/04/2019	11/30/2021	1,502,695.31	0.00	8,821.72	35,914.69	1,538,610.00	1,547,431.72
STLUCIE-PPM	912828Y6	UNITED STATES TREASURY	AA+	Aaa	Aaa	925,000.00	12/04/2019	10/15/2022	917,990.23	0.00	5,872.87	33,094.77	951,085.00	956,957.87
STLUCIE-PPM	912828Y4	UNITED STATES TREASURY	AA+	Aaa	Aaa	3,000,000.00	12/12/2019	11/30/2021	3,005,273.44	0.00	14,438.52	11,285.53	3,110,161.00	3,124,454.52
STLUCIE-PPM	912828Y6	UNITED STATES TREASURY	AA+	Aaa	Aaa	3,250,000.00	12/12/2019	11/15/2022	3,247,080.08	0.00	20,022.32	117,937.42	3,365,017.50	3,385,039.82
STLUCIE-PPM	912828Y4	UNITED STATES TREASURY	AA+	Aaa	Aaa	300,000.00	12/23/2019	12/15/2022	299,750.47	0.00	1,438.52	11,285.53	311,016.00	312,454.52
STLUCIE-PPM	912828U6	UNITED STATES TREASURY	AA+	Aaa	Aaa	500,000.00	12/23/2019	11/30/2021	500,996.09	0.00	2,940.57	11,873.91	512,870.00	515,810.57
STLUCIE-PPM	912828Y4	UNITED STATES TREASURY	AA+	Aaa	Aaa	150,000.00	12/31/2019	12/15/2022	150,052.73	0.00	719.26	4,555.27	155,508.00	156,227.26
STLUCIE-PPM	912828P3	UNITED STATES TREASURY	AA+	Aaa	Aaa	500,000.00	01/06/2020	01/31/2023	502,050.78	0.00	1,466.35	18,689.22	520,740.00	522,206.35
STLUCIE-PPM	912828Z9	UNITED STATES TREASURY	AA+	Aaa	Aaa	1,250,000.00	02/05/2020	01/15/2023	1,256,152.34	0.00	3,966.35	36,622.66	1,292,775.00	1,296,741.35
STLUCIE-PPM	912828Q2	UNITED STATES TREASURY	AA+	Aaa	Aaa	1,500,000.00	03/04/2020	03/31/2023	1,530,878.91	0.00	61.48	23,496.09	1,554,375.00	1,554,436.48
STLUCIE-PPM	912828Q3	UNITED STATES TREASURY	AA+	Aaa	Aaa	1,700,000.00	12/12/2019	03/31/2021	1,690,636.72	0.00	58.06	28,420.28	1,719,057.00	1,719,115.06
STLUCIE-PPM	912828S6	UNITED STATES TREASURY	AA+	Aaa	Aaa	1,400,000.00	06/06/2018	05/31/2023	1,399,239.06	0.00	12,938.52	108,999.87	1,508,234.00	1,521,172.52
STLUCIE-PPM	912828S6	UNITED STATES TREASURY	AA+	Aaa	Aaa	2,100,000.00	12/10/2018	05/31/2023	2,100,253.13	0.00	19,407.79	162,097.87	2,262,351.00	2,281,758.79
STLUCIE-PPM	912828U5	UNITED STATES TREASURY	AA+	Aaa	Aaa	350,000.00	12/19/2018	11/30/2023	340,841.01	0.00	2,499.49	32,223.99	373,065.00	375,564.49
STLUCIE-PPM	912828T9	UNITED STATES TREASURY	AA+	Aaa	Aaa	1,400,000.00	12/24/2018	10/31/2023	1,332,957.81	0.00	9,562.50	132,716.19	1,465,674.00	1,475,236.50
STLUCIE-PPM	912828T9	UNITED STATES TREASURY	AA+	Aaa	Aaa	1,200,000.00	02/08/2019	10/31/2023	1,155,050.89	0.00	8,196.43	101,241.11	1,256,292.00	1,264,488.43
STLUCIE-PPM	912828T9	UNITED STATES TREASURY	AA+	Aaa	Aaa	750,000.00	02/13/2019	10/31/2023	720,969.31	0.00	5,122.77	64,213.19	785,182.50	790,305.27
STLUCIE-PPM	912828W5	UNITED STATES TREASURY	AA+	Aaa	Aaa	2,250,000.00	05/31/2019	05/15/2024	2,295,095.42	0.00	21,325.55	153,017.08	2,448,112.50	2,469,438.05
STLUCIE-PPM	912828W5	UNITED STATES TREASURY	AA+	Aaa	Aaa	700,000.00	08/05/2019	05/15/2024	726,471.10	0.00	6,634.62	35,163.90	761,635.00	768,269.62
STLUCIE-PPM	912828W5	UNITED STATES TREASURY	AA+	Aaa	Aaa	1,000,000.00	08/05/2019	05/15/2024	1,037,953.04	0.00	9,478.02	50,116.96	1,088,050.00	1,097,528.02
STLUCIE-PPM	912828W5	UNITED STATES TREASURY	AA+	Aaa	Aaa	750,000.00	08/07/2019	05/15/2024	782,639.24	0.00	7,108.52	33,398.26	816,037.50	823,146.02
STLUCIE-PPM	912828W5	UNITED STATES TREASURY	AA+	Aaa	Aaa	1,100,000.00	08/08/2019	05/15/2024	1,150,406.03	0.00	10,425.82	46,448.97	1,196,855.00	1,207,280.82
STLUCIE-PPM	912828Y6	UNITED STATES TREASURY	AA+	Aaa	Aaa	7,000,000.00	03/13/2020	02/28/2025	7,120,585.92	0.00	49,989.75	340,714.08	7,461,300.00	7,511,289.75
STLUCIE-PPM	912828Y6	UNITED STATES TREASURY	AA+	Aaa	Aaa	550,000.00	03/19/2020	02/28/2025	602,400.39	0.00	2,032.61	8,104.48	947,520.50	949,553.11
STLUCIE-PPM	912828Y6	UNITED STATES TREASURY	AA+	Aaa	Aaa	3,555,000.00	11/25/2019	10/31/2024	3,514,563.28	0.00	13,125.52	203,125.52	3,717,688.80	3,739,976.78
STLUCIE-PPM	912828Y6	UNITED STATES TREASURY	AA+	Aaa	Aaa	3,257,000.00	12/10/2019	11/15/2022	3,255,727.73	0.00	20,065.45	116,537.50	3,372,265.23	3,392,330.68
STLUCIE-PPM	912828Y6	UNITED STATES TREASURY	AA+	Aaa	Aaa	225,000.00	12/10/2019	10/31/2024	223,242.19	0.00	1,418.61	13,385.81	236,628.00	238,046.61
STLUCIE-PPM	912828Y6	UNITED STATES TREASURY	AA+	Aaa	Aaa	498,000.00	12/20/2019	10/31/2024	492,378.05	0.00	3,139.86	31,358.59	523,736.64	526,876.50
STLUCIE-PPM	912828Y6	UNITED STATES TREASURY	AA+	Aaa	Aaa	1,019,000.00	12/19/2019	10/31/2024	1,007,496.45	0.00	6,424.74	64,165.47	1,071,661.92	1,078,086.66
STLUCIE-PPM	912828S6	UNITED STATES TREASURY	AA+	Aaa	Aaa	99,000.00	01/13/2020	05/31/2023	102,736.33	0.00	914.94	3,917.33	106,653.69	107,568.63
STLUCIE-PPM	912828S6	UNITED STATES TREASURY	AA+	Aaa	Aaa	122,000.00	01/13/2020	05/31/2023	126,611.53	0.00	1,127.50	4,820.29	131,431.82	132,559.32
STLUCIE-PPM	912828S6	UNITED STATES TREASURY	AA+	Aaa	Aaa	144,000.00	01/13/2020	05/31/2023	149,527.40	0.00	1,330.82	5,605.24	155,132.64	156,463.46
STLUCIE-PPM	912828S6	UNITED STATES TREASURY	AA+	Aaa	Aaa	50,000.00	02/06/2020	05/15/2023	50,757.81	0.00	402.82	1,248.19	52,006.00	52,408.82
STLUCIE-PPM	912828S6	UNITED STATES TREASURY	AA+	Aaa	Aaa	430,000.00	02/06/2020	05/31/2023	448,308.59	0.00	3,973.98	14,934.71	463,243.30	467,217.28
STLUCIE-PPM	912828U9	UNITED STATES TREASURY	AA+	Aaa	Aaa	907,000.00	02/27/2020	05/15/2022	926,549.30	0.00	7,307.08	17,039.54	943,388.84	950,695.92
STLUCIE-PPM	912828U9	UNITED STATES TREASURY	AA+	Aaa	Aaa	452,000.00	02/27/2020	05/15/2022	461,668.13	0.00	3,641.46	8,466.11	470,134.24	473,775.70
STLUCIE-PPM	912828Z6	UNITED STATES TREASURY	AA+	Aaa	Aaa	270,000.00	02/28/2020	01/31/2022	271,444.92	0.00	622.15	4,292.58	275,737.50	276,359.65
STLUCIE-PPM	912828Y6	UNITED STATES TREASURY	AA+	Aaa	Aaa	3,272,000.00	02/28/2020	11/15/2022	3,316,887.59	0.00	20,157.86	70,908.49	3,387,796.08	3,407,953.94
STLUCIE-PPM	912828S6	UNITED STATES TREASURY	AA+	Aaa	Aaa	1,831,000.00	03/02/2020	05/31/2023	1,940,716.95	0.00	16,921.74	31,837.66	1,972,554.61	1,989,476.35

**ST. LUCIE COUNTY BOARD OF COUNTY COMMISSIONERS
INVESTMENT PORTFOLIO
AS OF MARCH 31, 2020**

Account	Identifier	Description	S&P Rating	Fitch Rating	Moody's Rating	Current Units	Settle Date	Final Maturity	Book Value	Interest Due	Accrued Balance	Net Unrealized Gain/Loss	Market Value	Market Value + Accrued
STLUCIE-Payden & Rygel	9128284R8	UNITED STATES TREASURY	AA+	Aaa	AAA	1,075,000.00	03/02/2020	05/31/2025	1,180,946.29	0.00	10,386.53	29,353.21	1,210,299.50	1,220,686.03
STLUCIE-Payden & Rygel	9128284R8	UNITED STATES TREASURY	AA+	Aaa	AAA	200,000.00	03/03/2020	05/31/2025	220,664.06	0.00	1,932.38	4,507.94	225,172.00	227,104.38
STLUCIE-Payden & Rygel	9128282Z9	UNITED STATES TREASURY	AA+	Aaa	AAA	2,255,000.00	03/03/2020	01/15/2023	2,296,449.81	0.00	7,155.29	35,716.29	2,332,166.10	2,339,321.39
STLUCIE-Payden & Rygel	912828286	UNITED STATES TREASURY	AA+	Aaa	AAA	873,000.00	03/04/2020	02/15/2023	888,413.91	0.00	1,516.96	12,242.73	900,656.64	902,173.60
STLUCIE-Payden & Rygel	912828Y61	UNITED STATES TREASURY	AA+	Aaa	AAA	582,000.00	03/12/2020	07/31/2023	621,605.10	0.00	2,682.16	7,548.54	629,153.64	631,835.80
STLUCIE-Payden & Rygel	912828P79	UNITED STATES TREASURY	AA+	Aaa	AAA	3,315,000.00	03/16/2020	02/28/2023	3,399,817.38	0.00	4,323.91	33,296.07	3,433,113.45	3,437,437.36
STLUCIE-Payden & Rygel	9128284B3	UNITED STATES TREASURY	AA+	Aaa	AAA	70,000.00	03/04/2020	03/15/2021	71,050.00	0.00	76.80	481.60	71,531.60	71,608.40
									81,118,082.51	0.00	472,511.96	3,118,738.13	84,236,820.64	84,709,332.60
SUPRANATIONAL AGENCIES														
STLUCIE-PFM	4581X0DB1	INTER-AMERICAN DEVELOPMENT BANK	AAA	Aaa	AAA	610,000.00	04/19/2018	04/19/2021	608,658.00	0.00	7,205.63	14,615.60	623,273.60	630,479.23
STLUCIE-PFM	459058GH0	INTERNATIONAL BANK FOR RECONSTRUCTION	AAA	Aaa	AAA	485,000.00	07/25/2018	07/23/2021	483,865.10	0.00	2,519.31	15,088.35	498,953.45	501,472.76
STLUCIE-PFM	4581X0CX4	INTERNATIONAL BANK FOR RECONSTRUCTION	AAA	Aaa	AAA	620,000.00	04/12/2017	05/12/2020	618,530.60	0.00	3,890.07	2,436.60	620,967.20	624,857.27
STLUCIE-PFM	459058GU1	INTERNATIONAL BANK FOR RECONSTRUCTION	AAA	Aaa	AAA	300,000.00	05/29/2019	07/01/2022	298,899.00	0.00	1,593.75	10,896.00	309,789.00	311,382.75
STLUCIE-PFM	45905UP32	INTERNATIONAL BANK FOR RECONSTRUCTION	AAA	Aaa	AAA	620,000.00	09/19/2017	09/12/2020	618,512.00	0.00	5,107.79	9,921.00	624,433.00	624,943.79
STLUCIE-PFM	00828EEA3	AFRICAN DEVELOPMENT BANK	AAA	Aaa	AAA	425,000.00	09/18/2019	09/16/2022	424,332.75	0.00	2,877.76	10,676.00	435,008.75	435,296.51
STLUCIE-PFM	045167E58	ASIAN DEVELOPMENT BANK	AAA	Aaa	AAA	525,000.00	01/24/2020	01/24/2023	524,753.25	0.00	14,789.25	14,789.25	539,542.50	541,130.26
STLUCIE-PFM	045167EF6	ASIAN DEVELOPMENT BANK	AAA	Aaa	AAA	340,000.00	01/19/2018	01/20/2021	339,636.20	0.00	1,508.75	4,831.40	344,467.60	345,976.35
STLUCIE-PFM	45950KCM0	INTERNATIONAL FINANCE CORP	AAA	Aaa	AAA	385,000.00	01/25/2018	01/25/2021	383,868.10	0.00	1,588.13	6,525.75	390,393.85	391,981.98
STLUCIE-PFM	45950VLQ7	INTERNATIONAL FINANCE CORP	AAA	Aaa	AAA	520,000.00	03/16/2018	03/09/2021	519,610.00	0.00	837.34	8,907.60	528,517.60	529,354.94
STLUCIE-PFM	00828ECZ0	AFRICAN DEVELOPMENT BANK	AAA	Aaa	AAA	225,000.00	03/22/2018	03/22/2021	224,768.25	0.00	147.66	4,380.75	229,149.00	229,296.66
STLUCIE-PFM	008281BC0	AFRICAN DEVELOPMENT BANK	AAA	Aaa	AAA	1,200,000.00	04/03/2020	04/03/2023	1,198,332.00	0.00	0.00	1,692.00	1,200,024.00	1,200,024.00
STLUCIE-PFM	045167ET6	ASIAN DEVELOPMENT BANK	AAA	Aaa	AAA	980,000.00	04/07/2020	04/07/2022	979,108.20	0.00	0.00	0.00	979,108.20	979,108.20
STLUCIE-Payden & Rygel	4581X0CW6	INTER-AMERICAN DEVELOPMENT BANK	AAA	Aaa	AAA	1,200,000.00	01/18/2017	01/18/2022	1,198,524.00	0.00	5,170.83	35,544.00	1,234,068.00	1,239,238.83
STLUCIE-Payden & Rygel	4581X0CZ9	INTER-AMERICAN DEVELOPMENT BANK	AAA	Aaa	AAA	600,000.00	09/14/2017	09/14/2022	597,888.00	0.00	495.83	20,070.00	617,958.00	618,453.83
STLUCIE-Payden & Rygel	45950KCP3	INTERNATIONAL FINANCE CORP	AAA	Aaa	AAA	250,000.00	07/31/2018	07/31/2023	248,818.50	0.00	1,218.31	19,957.50	268,770.00	269,988.31
STLUCIE-Payden & Rygel	00828EDF3	AFRICAN DEVELOPMENT BANK	AAA	Aaa	AAA	170,000.00	12/06/2018	12/06/2021	169,850.40	0.00	1,629.17	6,737.10	176,587.50	178,216.67
STLUCIE-Payden & Rygel	00828EEA3	AFRICAN DEVELOPMENT BANK	AAA	Aaa	AAA	230,000.00	09/18/2019	09/16/2022	229,638.90	0.00	1,557.73	5,777.60	235,416.50	235,572.23
STLUCIE-Payden & Rygel	45950KCR9	INTERNATIONAL FINANCE CORP	AAA	Aaa	AAA	500,000.00	10/16/2019	10/16/2024	498,535.00	0.00	3,151.04	16,840.00	515,375.00	518,526.04
STLUCIE-Payden & Rygel	45905UP73	INTERNATIONAL BANK FOR RECONSTRUCTION	AAA	Aaa	AAA	510,000.00	10/16/2017	10/16/2020	510,000.00	0.00	4,558.13	362.10	510,362.10	514,920.23
STLUCIE-Payden & Rygel	45905U504	INTERNATIONAL BANK FOR RECONSTRUCTION	AAA	Aaa	AAA	530,000.00	01/28/2020	01/27/2023	530,000.00	0.00	1,648.89	4,727.60	534,727.60	536,376.49
									11,206,122.25	0.00	39,704.86	210,770.20	11,416,892.45	11,456,597.31
ASSET BACKED SECURITIES														
STLUCIE-Payden & Rygel	65479GADI	NAROT 2018-B A3	AAA	Aaa	AAA	240,000.00	07/25/2018	03/15/2023	239,992.22	0.00	326.40	3,780.58	243,772.80	244,099.20
STLUCIE-Payden & Rygel	98163EAD8	WOART 2018-B A3	AAA	Aaa	AAA	280,000.00	08/01/2018	11/15/2023	279,973.85	0.00	389.51	4,142.15	284,116.00	284,505.51
STLUCIE-Payden & Rygel	02007MAE0	ALLYA 2018-1 A3	AAA	Aaa	AAA	276,380.83	08/03/2018	06/15/2022	273,746.57	0.00	288.66	3,214.65	276,961.22	277,249.89
STLUCIE-Payden & Rygel	4381IBAC8	HAROT 2017-2 A3	AAA	Aaa	AAA	139,733.17	08/03/2018	08/16/2021	137,811.84	0.00	104.33	1,581.78	139,393.62	139,497.95
STLUCIE-Payden & Rygel	43815HAC1	HAROT 2018-3 A3	AAA	Aaa	AAA	345,437.04	08/28/2018	08/22/2022	345,389.64	0.00	283.07	3,225.41	348,615.06	348,898.13
STLUCIE-Payden & Rygel	98162CAD3	WOLS 2018-B A3	AAA	Aaa	AAA	210,000.00	09/19/2018	12/15/2021	209,983.26	0.00	297.73	802.14	210,785.40	211,083.13
STLUCIE-Payden & Rygel	36256GAE9	GMALT 2018-3 A4	AAA	Aaa	AAA	50,000.00	09/26/2018	07/20/2022	49,993.63	0.00	50.42	236.37	50,230.00	50,280.42
STLUCIE-Payden & Rygel	14315EAC4	CARMX 2018-4 A3	AAA	Aaa	AAA	210,000.00	10/24/2018	09/15/2023	209,998.07	0.00	313.60	2,776.03	212,774.10	213,087.70
STLUCIE-Payden & Rygel	58769LAD4	MBALT 2018-B A4	AAA	Aaa	AAA	340,000.00	11/20/2018	07/15/2024	339,978.04	0.00	500.18	3,588.56	343,566.60	344,066.78
STLUCIE-Payden & Rygel	14315NAC4	CARMX 2019-1 A3	AAA	Aaa	AAA	350,000.00	01/23/2019	03/15/2024	349,960.42	0.00	474.44	5,919.58	355,880.00	356,354.44
STLUCIE-Payden & Rygel	14041NF33	COMET 2019-1 A	AAA	Aaa	AAA	160,000.00	02/28/2019	12/16/2024	159,972.13	0.00	201.96	4,560.67	164,532.80	164,734.76
STLUCIE-Payden & Rygel	92347YAA2	VZOT 2019-A A1A	AAA	Aaa	AAA	270,000.00	03/13/2019	09/20/2023	269,946.00	0.00	241.73	4,581.90	274,527.90	274,769.63
STLUCIE-Payden & Rygel	34533FAD3	FORDO 2019-A A3	AAA	Aaa	AAA	280,000.00	03/22/2019	09/15/2023	279,952.88	0.00	345.96	3,270.66	284,121.60	284,467.56
STLUCIE-Payden & Rygel	14316LAC7	CARMX 2019-2 A3	AAA	Aaa	AAA	300,000.00	04/17/2019	03/15/2024	299,969.34	0.00	357.33	3,267.66	303,240.00	303,597.33
STLUCIE-Payden & Rygel	14042WAC4	COPAR 2019-1 A3	AAA	Aaa	AAA	140,000.00	05/30/2019	11/15/2023	139,971.64	0.00	156.18	1,547.36	141,519.00	141,675.18
STLUCIE-Payden & Rygel	87166PAP8	SYNT 2019-2 A	AAA	Aaa	AAA	130,000.00	06/24/2019	06/16/2025	129,990.58	0.00	135.20	(1,671.48)	128,319.10	128,454.30
STLUCIE-Payden & Rygel	36257PAD0	GMCAR 2019-3 A3	AAA	Aaa	AAA	170,000.00	07/24/2019	04/16/2024	169,979.29	0.00	154.42	744.91	170,724.20	170,878.62
STLUCIE-Payden & Rygel	65478LAE9	NALT 2019-B A4	AAA	Aaa	AAA	130,000.00	07/24/2019	04/15/2025	129,970.93	0.00	132.31	(1,465.93)	128,505.00	128,637.31
STLUCIE-Payden & Rygel	14315PAD7	COPAR 2019-3 A3	AAA	Aaa	AAA	250,000.00	07/30/2019	08/15/2024	249,966.42	0.00	242.22	961.07	250,927.50	251,169.72
STLUCIE-Payden & Rygel	05523RDB1	BACCT 2019-1 A	AAA	Aaa	AAA	250,000.00	09/13/2019	01/15/2025	249,938.65	0.00	193.33	2,586.35	252,525.00	252,718.33
STLUCIE-Payden & Rygel	05588CAC6	BMWOT 2019-A A3	AAA	Aaa	AAA	260,000.00	09/18/2019	01/25/2024	259,965.06	0.00	83.20	2,530.94	262,496.00	262,579.20
STLUCIE-Payden & Rygel	14043TAF3	COPAR 2019-2 A3	AAA	Aaa	AAA	310,000.00	09/18/2019	05/15/2024	309,982.58	0.00	264.53	2,878.72	312,861.30	313,125.83
STLUCIE-Payden & Rygel	02007RAC3	ALLYA 2019-3 A3	AAA	Aaa	AAA	80,000.00	09/17/2019	05/15/2024	79,997.74	0.00	68.62	587.06	80,584.80	80,653.42
STLUCIE-Payden & Rygel	92867XAD8	VWALT 2019-A A3	AAA	Aaa	AAA	100,000.00	10/04/2019	11/21/2022	99,998.42	0.00	60.81	1,445.58	101,444.00	101,504.81
STLUCIE-Payden & Rygel	92348AA3	VZOT 2019-C A1A	AAA	Aaa	AAA	190,000.00	10/08/2019	04/22/2024	189,983.35	0.00	112.63	(8,871.65)	181,113.70	181,226.33
STLUCIE-Payden & Rygel	36258AAC6	GMCAR 2020-1 A3	AAA	Aaa	AAA	250,000.00	01/15/2020	09/16/2024	249,941.13	0.00	191.67	238.87	250,180.00	250,371.67
STLUCIE-Payden & Rygel	14315XAC2	CARMX 2020-1 A3	AAA	Aaa	AAA	130,000.00	01/22/2020	12/16/2024	129,974.49	0.00	109.20	425.91	130,400.40	130,509.60
STLUCIE-Payden & Rygel	65479NAE4	NALT 2020-A A4	AAA	Aaa	AAA	110,000.00	01/27/2020	04/15/2025	109,995.94	0.00	91.91	(2,505.04)	107,490.90	107,582.81

ST. LUCIE COUNTY BOARD OF COUNTY COMMISSIONERS
INVESTMENT PORTFOLIO
AS OF MARCH 31, 2020

Account	Identifier	Description	S&P Rating	Fitch Rating	Moody's Rating	Current Units	Settle Date	Final Maturity	Book Value	Interest Due	Accrued Balance	Net Unrealized Gain/Loss	Market Value	Market Value + Accrued
STLUCIE-Payden & Rygel	03067DAD7	AMCAR 2020-1 A3	NA	Aaa	AAA	200,000.00	03/11/2020	08/19/2024	199,982.88	0.00	123.33	(4,546.88)	195,436.00	195,559.33
STLUCIE-Payden & Rygel	98163MAD0	WOART 2020-A A3	AAA	NA	NA	380,000.00	03/11/2020	04/15/2025	379,915.68	0.00	232.22	(3,461.08)	376,454.60	376,686.82
									6,526,224.68	0.00	6,527.10	37,273.92	6,563,498.60	6,570,025.70
EQUITIES & EXCHANGE TRADED FUNDS														
STLUCIE-Equities Sawgrass	09247X101	BLACKROCK ORD	NA	NA	NA	65.00	07/22/2016		23,156.53	0.00	0.00	5,441.52	28,598.05	28,598.05
STLUCIE-Equities Sawgrass	17275R102	CISCO SYSTEMS ORD	NA	NA	NA	225.00	07/22/2016		6,718.14	0.00	0.00	2,126.61	8,844.75	8,844.75
STLUCIE-Equities Sawgrass	084670702	BERKSHIRE HATHWAY CL B ORD	NA	NA	NA	60.00	07/22/2016		8,802.20	0.00	0.00	2,167.60	10,969.80	10,969.80
STLUCIE-Equities Sawgrass	458140100	INTEL ORD	NA	NA	NA	150.00	07/22/2016		5,272.50	0.00	0.00	2,845.50	8,118.00	8,118.00
STLUCIE-Equities Sawgrass	00206R102	AT&T ORD	NA	NA	NA	340.00	07/22/2016		14,552.00	0.00	0.00	(4,641.00)	9,911.00	9,911.00
STLUCIE-Equities Sawgrass	913017109	UNITED TECHNOLOGIES ORD	NA	NA	NA	175.00	07/22/2016		18,506.25	0.00	0.00	(1,998.50)	16,507.75	16,507.75
STLUCIE-Equities Sawgrass	46625H100	JPORGAN CHASE ORD	NA	NA	NA	278.00	07/22/2016		17,764.09	0.00	0.00	7,264.25	25,028.34	25,028.34
STLUCIE-Equities Sawgrass	060505104	BANK OF AMERICA ORD	NA	NA	NA	1,365.00	07/22/2016		19,505.85	0.00	0.00	9,473.10	28,978.95	28,978.95
STLUCIE-Equities Sawgrass	742718109	PROCTER & GAMBLE ORD	NA	NA	NA	120.00	07/22/2016		10,331.92	0.00	0.00	2,868.08	13,200.00	13,200.00
STLUCIE-Equities Sawgrass	12504L109	CBRE GROUP CL A ORD	NA	NA	NA	350.00	07/22/2016		9,710.86	0.00	0.00	3,487.64	13,198.50	13,198.50
STLUCIE-Equities Sawgrass	806857108	SCHLUMBERGER ORD	NA	NA	NA	0.00	07/22/2016		0.00	212.50	0.00	0.00	0.00	0.00
STLUCIE-Equities Sawgrass	30231G102	EXXON MOBIL ORD	NA	NA	NA	65.00	07/22/2016		6,144.37	0.00	0.00	(3,676.32)	2,468.05	2,468.05
STLUCIE-Equities Sawgrass	166764100	CHEVRON ORD	NA	NA	NA	165.00	07/22/2016		17,478.53	0.00	0.00	(5,522.63)	11,955.90	11,955.90
STLUCIE-Equities Sawgrass	46625H100	JPORGAN CHASE ORD	NA	NA	NA	450.00	12/08/2016		37,430.91	0.00	0.00	3,082.59	40,513.50	40,513.50
STLUCIE-Equities Sawgrass	458140100	INTEL ORD	NA	NA	NA	525.00	12/08/2016		18,070.50	0.00	0.00	10,342.50	28,413.00	28,413.00
STLUCIE-Equities Sawgrass	30231G102	EXXON MOBIL ORD	NA	NA	NA	300.00	12/08/2016		26,266.50	0.00	0.00	(14,875.50)	11,391.00	11,391.00
STLUCIE-Equities Sawgrass	00206R102	AT&T ORD	NA	NA	NA	800.00	12/08/2016		31,088.00	0.00	0.00	(7,768.00)	23,320.00	23,320.00
STLUCIE-Equities Sawgrass	17275R102	CISCO SYSTEMS ORD	NA	NA	NA	725.00	12/08/2016		21,460.00	0.00	0.00	(7,039.75)	28,499.75	28,499.75
STLUCIE-Equities Sawgrass	166764100	CHEVRON ORD	NA	NA	NA	80.00	12/08/2016		6,779.20	125.00	0.00	(5,700.00)	1,079.20	1,079.20
STLUCIE-Equities Sawgrass	806857108	SCHLUMBERGER ORD	NA	NA	NA	275.00	12/08/2016		22,754.24	0.00	0.00	7,495.76	30,250.00	30,250.00
STLUCIE-Equities Sawgrass	742718109	PROCTER & GAMBLE ORD	NA	NA	NA	175.00	12/08/2016		18,901.75	0.00	0.00	(2,394.00)	16,507.75	16,507.75
STLUCIE-Equities Sawgrass	913017109	UNITED TECHNOLOGIES ORD	NA	NA	NA	550.00	12/08/2016		16,807.89	0.00	0.00	3,932.61	20,740.50	20,740.50
STLUCIE-Equities Sawgrass	09247X101	BLACKROCK ORD	NA	NA	NA	75.00	12/08/2016		28,193.37	0.00	0.00	4,802.38	32,997.75	32,997.75
STLUCIE-Equities Sawgrass	91324P102	UNITEDHEALTH GRP ORD	NA	NA	NA	90.00	12/08/2016		14,140.35	0.00	0.00	8,303.85	22,444.20	22,444.20
STLUCIE-Equities Sawgrass	084670702	BERKSHIRE HATHWAY CL B ORD	NA	NA	NA	200.00	12/08/2016		31,988.00	0.00	0.00	4,578.00	36,566.00	36,566.00
STLUCIE-Equities Sawgrass	09247X101	BLACKROCK ORD	NA	NA	NA	50.00	12/09/2016		18,624.48	0.00	0.00	3,374.02	21,998.50	21,998.50
STLUCIE-Equities Sawgrass	166764100	CHEVRON ORD	NA	NA	NA	100.00	12/09/2016		11,247.00	0.00	0.00	(4,400.00)	7,246.00	7,246.00
STLUCIE-Equities Sawgrass	17275R102	CISCO SYSTEMS ORD	NA	NA	NA	400.00	12/09/2016		11,796.00	0.00	0.00	3,928.00	15,724.00	15,724.00
STLUCIE-Equities Sawgrass	458140100	INTEL ORD	NA	NA	NA	300.00	12/09/2016		10,350.00	0.00	0.00	5,886.00	16,236.00	16,236.00
STLUCIE-Equities Sawgrass	91324P102	UNITEDHEALTH GRP ORD	NA	NA	NA	75.00	12/09/2016		11,738.21	0.00	0.00	6,965.29	18,703.50	18,703.50
STLUCIE-Equities Sawgrass	806857108	SCHLUMBERGER ORD	NA	NA	NA	125.00	12/09/2016		10,518.75	62.50	0.00	(8,832.50)	1,686.25	1,686.25
STLUCIE-Equities Sawgrass	12504L109	CBRE GROUP CL A ORD	NA	NA	NA	300.00	12/09/2016		9,207.00	0.00	0.00	2,106.00	11,313.00	11,313.00
STLUCIE-Equities Sawgrass	084670702	BERKSHIRE HATHWAY CL B ORD	NA	NA	NA	100.00	12/09/2016		16,029.00	0.00	0.00	2,254.00	18,283.00	18,283.00
STLUCIE-Equities Sawgrass	478160104	JOHNSON & JOHNSON ORD	NA	NA	NA	74.00	12/09/2016		8,303.26	0.00	0.00	1,400.36	9,703.62	9,703.62
STLUCIE-Equities Sawgrass	742718109	PROCTER & GAMBLE ORD	NA	NA	NA	175.00	12/09/2016		14,533.51	0.00	0.00	4,716.49	19,250.00	19,250.00
STLUCIE-Equities Sawgrass	060505104	BANK OF AMERICA ORD	NA	NA	NA	925.00	12/09/2016		20,257.32	0.00	0.00	(6,197.57)	19,637.75	19,637.75
STLUCIE-Equities Sawgrass	00206R102	AT&T ORD	NA	NA	NA	450.00	12/09/2016		17,545.50	0.00	0.00	(4,428.00)	13,117.50	13,117.50
STLUCIE-Equities Sawgrass	30231G102	EXXON MOBIL ORD	NA	NA	NA	175.00	12/09/2016		15,206.50	0.00	0.00	(8,561.75)	6,644.75	6,644.75
STLUCIE-Equities Sawgrass	46625H100	JPORGAN CHASE ORD	NA	NA	NA	250.00	12/09/2016		20,718.75	0.00	0.00	1,788.75	22,507.50	22,507.50
STLUCIE-Equities Sawgrass	913017109	UNITED TECHNOLOGIES ORD	NA	NA	NA	100.00	12/09/2016		10,757.00	0.00	0.00	(1,324.00)	9,433.00	9,433.00
STLUCIE-Equities Sawgrass	12504L109	CBRE GROUP CL A ORD	NA	NA	NA	525.00	12/12/2016		16,753.70	0.00	0.00	3,044.05	19,797.75	19,797.75
STLUCIE-Equities Sawgrass	37045V100	GENERAL MOTORS ORD	NA	NA	NA	425.00	12/16/2016		15,795.04	0.00	0.00	(6,963.54)	8,831.50	8,831.50
STLUCIE-Equities Sawgrass	717081103	PFIZER ORD	NA	NA	NA	800.00	01/09/2017		26,487.84	0.00	0.00	(3,758.84)	26,112.00	26,112.00
STLUCIE-Equities Sawgrass	907818108	UNION PACIFIC ORD	NA	NA	NA	241.00	01/09/2017		24,738.77	0.00	0.00	9,251.87	33,990.64	33,990.64
STLUCIE-Equities Sawgrass	126605100	CVS HEALTH ORD	NA	NA	NA	135.00	01/09/2017		10,830.01	0.00	0.00	(2,830.46)	8,009.55	8,009.55
STLUCIE-Equities Sawgrass	478160104	JOHNSON & JOHNSON ORD	NA	NA	NA	310.00	02/23/2017		36,711.78	0.00	0.00	3,938.52	40,650.30	40,650.30
STLUCIE-Equities Sawgrass	020002101	ALLSTATE ORD	NA	NA	NA	859.00	05/05/2017		70,135.55	463.86	0.00	8,660.52	78,796.07	78,796.07
STLUCIE-Equities Sawgrass	74144T108	T ROWE PRICE GROUP ORD	NA	NA	NA	705.00	05/05/2017		50,182.75	0.00	0.00	18,660.25	68,843.25	68,843.25
STLUCIE-Equities Sawgrass	478160104	JOHNSON & JOHNSON ORD	NA	NA	NA	60.00	06/19/2017		7,981.46	0.00	0.00	(1,113.66)	7,867.80	7,867.80
STLUCIE-Equities Sawgrass	37045V100	GENERAL MOTORS ORD	NA	NA	NA	375.00	08/14/2017		13,215.00	0.00	0.00	(5,422.50)	7,792.50	7,792.50
STLUCIE-Equities Sawgrass	69351T106	PPL ORD	NA	NA	NA	145.00	09/22/2017		5,678.19	60.18	0.00	(2,099.59)	3,578.60	3,578.60
STLUCIE-Equities Sawgrass	37045V100	GENERAL MOTORS ORD	NA	NA	NA	950.00	09/29/2017		38,351.03	0.00	0.00	(18,610.03)	19,741.00	19,741.00
STLUCIE-Equities Sawgrass	31620R303	FIDELITY NATIONAL FINANCIAL ORD	NA	NA	NA	250.00	12/09/2016		5,792.93	0.00	0.00	427.07	6,220.00	6,220.00
STLUCIE-Equities Sawgrass	31620R303	FIDELITY NATIONAL FINANCIAL ORD	NA	NA	NA	420.00	07/22/2016		11,195.25	0.00	0.00	(745.65)	10,449.60	10,449.60

ST. LUCIE COUNTY BOARD OF COUNTY COMMISSIONERS
 INVESTMENT PORTFOLIO
 AS OF MARCH 31, 2020

Account	Identifier	Description	S&P Rating	Fitch Rating	Moody's Rating	Current Units	Settle Date	Final Maturity	Book Value	Interest Due	Accrued Balance	Net Unrealized Gain/Loss	Market Value	Market Value + Accrued
STLUCIE-Equities Sawgrass	31620R303	FIDELITY NATIONAL FINANCIAL ORD	NA	NA	NA	425.00	12/08/2016	---	9,765.10	0.00	0.00	808.90	10,574.00	10,574.00
STLUCIE-Equities Sawgrass	69351T106	PPL ORD	NA	NA	NA	1,200.00	11/27/2017	---	43,268.64	498.00	0.00	(13,652.64)	29,616.00	29,616.00
STLUCIE-Equities Sawgrass	30231G102	EXXON MOBIL ORD	NA	NA	NA	200.00	01/05/2018	---	17,308.26	0.00	0.00	(9,714.26)	7,594.00	7,594.00
STLUCIE-Equities Sawgrass	126650100	CVS HEALTH ORD	NA	NA	NA	325.00	01/05/2018	---	3,925.86	0.00	0.00	(4,623.61)	19,282.25	19,282.25
STLUCIE-Equities Sawgrass	717081103	PFIZER ORD	NA	NA	NA	825.00	01/05/2018	---	30,250.19	0.00	0.00	(3,322.19)	26,928.00	26,928.00
STLUCIE-Equities Sawgrass	025816109	AMERICAN EXPRESS ORD	NA	NA	NA	540.00	01/05/2018	---	53,619.68	0.00	0.00	(7,390.28)	46,229.40	46,229.40
STLUCIE-Equities Sawgrass	459200101	INTERNATIONAL BUSINESS MACHINES ORD	NA	NA	NA	140.00	01/22/2018	---	23,692.53	0.00	0.00	(8,162.53)	15,530.20	15,530.20
STLUCIE-Equities Sawgrass	68389X105	ORACLE ORD	NA	NA	NA	233.00	02/28/2018	---	11,933.12	0.00	0.00	(672.23)	11,260.89	11,260.89
STLUCIE-Equities Sawgrass	478160104	JOHNSON & JOHNSON ORD	NA	NA	NA	70.00	02/28/2018	---	9,255.75	0.00	0.00	(76.65)	9,179.10	9,179.10
STLUCIE-Equities Sawgrass	68389X105	ORACLE ORD	NA	NA	NA	1,540.00	03/22/2018	---	72,243.56	0.00	0.00	2,184.64	74,428.20	74,428.20
STLUCIE-Equities Sawgrass	020002101	ALLSTATE ORD	NA	NA	NA	86.00	06/04/2018	---	8,071.96	46.44	0.00	(183.18)	7,888.78	7,888.78
STLUCIE-Equities Sawgrass	46625H100	JPMORGAN CHASE ORD	NA	NA	NA	95.00	06/04/2018	---	10,224.85	0.00	0.00	(1,672.00)	8,552.85	8,552.85
STLUCIE-Equities Sawgrass	437076102	HOME DEPOT ORD	NA	NA	NA	28.00	06/04/2018	---	5,213.04	0.00	0.00	14.84	5,227.88	5,227.88
STLUCIE-Equities Sawgrass	478160104	JOHNSON & JOHNSON ORD	NA	NA	NA	76.00	06/04/2018	---	9,155.72	0.00	0.00	810.16	9,965.88	9,965.88
STLUCIE-Equities Sawgrass	363576109	ARTHUR J GALLAGHER ORD	NA	NA	NA	270.00	06/08/2018	---	17,997.53	0.00	0.00	4,010.17	22,007.70	22,007.70
STLUCIE-Equities Sawgrass	03073E105	AMERISOURCEBERGEN ORD	NA	NA	NA	380.00	06/11/2018	---	33,042.71	0.00	0.00	587.29	33,630.00	33,630.00
STLUCIE-Equities Sawgrass	806857108	SCHLUMBERGER ORD	NA	NA	NA	400.00	06/11/2018	---	27,826.92	200.00	0.00	(22,430.92)	5,396.00	5,396.00
STLUCIE-Equities Sawgrass	166764100	CHEVRON ORD	NA	NA	NA	100.00	06/11/2018	---	12,697.00	0.00	0.00	(5,451.00)	7,246.00	7,246.00
STLUCIE-Equities Sawgrass	30231G102	EXXON MOBIL ORD	NA	NA	NA	125.00	06/11/2018	---	10,368.84	0.00	0.00	(5,622.59)	4,746.25	4,746.25
STLUCIE-Equities Sawgrass	20825C104	CONOCOPHILLIPS ORD	NA	NA	NA	955.00	06/11/2018	---	66,123.72	0.00	0.00	(36,709.72)	29,414.00	29,414.00
STLUCIE-Equities Sawgrass	337738108	FISERV ORD	NA	NA	NA	60.00	06/29/2018	---	4,414.20	0.00	0.00	1,285.20	5,699.40	5,699.40
STLUCIE-Equities Sawgrass	91324P102	UNITEDHEALTH GRP ORD	NA	NA	NA	30.00	06/29/2018	---	7,472.22	0.00	0.00	9.18	7,481.40	7,481.40
STLUCIE-Equities Sawgrass	228368106	CROWN HOLDINGS ORD	NA	NA	NA	1,072.00	07/11/2018	---	49,159.24	0.00	0.00	13,059.64	62,218.88	62,218.88
STLUCIE-Equities Sawgrass	704326107	PAYCHEX ORD	NA	NA	NA	726.00	07/11/2018	---	50,821.16	0.00	0.00	(5,141.24)	45,679.92	45,679.92
STLUCIE-Equities Sawgrass	369550108	GENERAL DYNAMICS ORD	NA	NA	NA	230.00	07/12/2018	---	44,250.60	0.00	0.00	(13,819.30)	30,431.30	30,431.30
STLUCIE-Equities Sawgrass	91324P102	UNITEDHEALTH GRP ORD	NA	NA	NA	20.00	07/19/2018	---	5,009.80	0.00	0.00	(22.20)	4,987.60	4,987.60
STLUCIE-Equities Sawgrass	69351T106	PPL ORD	NA	NA	NA	500.00	07/19/2018	---	14,302.55	207.50	0.00	(1,962.55)	12,340.00	12,340.00
STLUCIE-Equities Sawgrass	03073E105	AMERISOURCEBERGEN ORD	NA	NA	NA	21.90	07/19/2018	---	21,790.68	0.00	0.00	334.32	22,125.00	22,125.00
STLUCIE-Equities Sawgrass	742718109	PROCTER & GAMBLE ORD	NA	NA	NA	300.00	07/25/2018	---	23,633.55	0.00	0.00	9,366.45	33,000.00	33,000.00
STLUCIE-Equities Sawgrass	704326107	PAYCHEX ORD	NA	NA	NA	670.00	07/31/2018	---	47,637.07	0.00	0.00	(5,480.67)	42,156.40	42,156.40
STLUCIE-Equities Sawgrass	254687106	WALT DISNEY ORD	NA	NA	NA	65.00	07/31/2018	---	7,348.92	0.00	0.00	(1,069.92)	6,279.00	6,279.00
STLUCIE-Equities Sawgrass	254687106	WALT DISNEY ORD	NA	NA	NA	750.00	08/03/2018	---	84,848.63	0.00	0.00	(12,398.63)	72,450.00	72,450.00
STLUCIE-Equities Sawgrass	907818108	UNION PACIFIC ORD	NA	NA	NA	50.00	08/07/2018	---	7,496.00	0.00	0.00	(444.00)	7,052.00	7,052.00
STLUCIE-Equities Sawgrass	254687106	WALT DISNEY ORD	NA	NA	NA	520.00	08/10/2018	---	59,769.11	0.00	0.00	(9,537.11)	50,232.00	50,232.00
STLUCIE-Equities Sawgrass	127190304	CACI INTERNATIONAL CL A ORD	NA	NA	NA	5.00	08/20/2018	---	942.95	0.00	0.00	112.80	1,055.75	1,055.75
STLUCIE-Equities Sawgrass	127190304	CACI INTERNATIONAL CL A ORD	NA	NA	NA	20.00	08/22/2018	---	3,788.80	0.00	0.00	434.20	4,223.00	4,223.00
STLUCIE-Equities Sawgrass	907818108	UNION PACIFIC ORD	NA	NA	NA	10.00	08/22/2018	---	1,509.60	0.00	0.00	(99.20)	1,410.40	1,410.40
STLUCIE-Equities Sawgrass	760759100	REPUBLIC SERVICES ORD	NA	NA	NA	54.00	08/30/2018	---	3,950.10	21.87	0.00	103.14	4,053.24	4,053.24
STLUCIE-Equities Sawgrass	907818108	UNION PACIFIC ORD	NA	NA	NA	14.00	08/30/2018	---	2,122.54	0.00	0.00	(147.98)	1,974.56	1,974.56
STLUCIE-Equities Sawgrass	5685A102	MARATHON PETROLEUM ORD	NA	NA	NA	186.60	12/08/2016	---	8,678.12	0.00	0.00	(4,270.67)	4,407.45	4,407.45
STLUCIE-Equities Sawgrass	5685A102	MARATHON PETROLEUM ORD	NA	NA	NA	233.75	12/09/2016	---	11,121.25	0.00	0.00	(5,600.08)	5,521.18	5,521.18
STLUCIE-Equities Sawgrass	03062T105	AMERICA'S CAR-MART ORD	NA	NA	NA	407.65	01/05/2018	---	25,461.43	0.00	0.00	(15,832.71)	9,628.73	9,628.73
STLUCIE-Equities Sawgrass	30231G102	EXXON MOBIL ORD	NA	NA	NA	80.00	10/10/2018	---	382.78	0.00	0.00	(101.03)	281.75	281.75
STLUCIE-Equities Sawgrass	69351T106	PPL ORD	NA	NA	NA	550.00	10/12/2018	---	6,791.12	0.00	0.00	(3,753.52)	3,037.60	3,037.60
STLUCIE-Equities Sawgrass	084670702	BERKSHIRE HATHWAY CL B ORD	NA	NA	NA	30.00	10/29/2018	---	6,100.80	228.25	0.00	(3,496.68)	13,574.00	13,574.00
STLUCIE-Equities Sawgrass	254687106	WALT DISNEY ORD	NA	NA	NA	80.00	10/29/2018	---	9,166.40	0.00	0.00	(1,438.40)	7,728.00	7,728.00
STLUCIE-Equities Sawgrass	363576109	ARTHUR J GALLAGHER ORD	NA	NA	NA	50.00	10/29/2018	---	3,672.00	0.00	0.00	403.50	4,075.50	4,075.50
STLUCIE-Equities Sawgrass	30231G102	EXXON MOBIL ORD	NA	NA	NA	50.00	10/29/2018	---	3,952.50	0.00	0.00	(2,054.00)	1,898.50	1,898.50
STLUCIE-Equities Sawgrass	438516106	HONEYWELL INTERNATIONAL ORD	NA	NA	NA	75.00	07/22/2016	---	8,524.56	0.00	0.00	1,509.69	10,034.25	10,034.25
STLUCIE-Equities Sawgrass	438516106	HONEYWELL INTERNATIONAL ORD	NA	NA	NA	150.00	12/08/2016	---	16,279.46	0.00	0.00	3,789.04	20,068.50	20,068.50
STLUCIE-Equities Sawgrass	438516106	HONEYWELL INTERNATIONAL ORD	NA	NA	NA	75.00	12/09/2016	---	8,133.03	0.00	0.00	1,901.22	10,034.25	10,034.25
STLUCIE-Equities Sawgrass	438516106	HONEYWELL INTERNATIONAL ORD	NA	NA	NA	65.00	06/04/2018	---	9,242.37	0.00	0.00	(546.02)	8,696.35	8,696.35
STLUCIE-Equities Sawgrass	16359R103	CHEMED ORD	NA	NA	NA	10.00	11/09/2018	---	3,221.02	0.00	0.00	1,110.98	4,332.00	4,332.00
STLUCIE-Equities Sawgrass	159864107	CHRLS RIVER LABS ORD	NA	NA	NA	5.00	11/13/2018	---	690.11	0.00	0.00	(59.06)	631.05	631.05
STLUCIE-Equities Sawgrass	30214U102	EXPONENT ORD	NA	NA	NA	15.00	11/20/2018	---	793.49	0.00	0.00	285.16	1,078.65	1,078.65
STLUCIE-Equities Sawgrass	594918104	MICROSOFT ORD	NA	NA	NA	40.00	11/23/2018	---	4,066.80	0.00	0.00	2,241.60	6,308.40	6,308.40
STLUCIE-Equities Sawgrass	03062T105	AMERICA'S CAR-MART ORD	NA	NA	NA	40.00	11/23/2018	---	3,031.78	0.00	0.00	(777.78)	2,254.00	2,254.00
STLUCIE-Equities Sawgrass	57636Q104	MASTERCARD CL A ORD	NA	NA	NA	17.00	11/23/2018	---	3,171.24	0.00	0.00	935.28	4,106.52	4,106.52
STLUCIE-Equities Sawgrass	363576109	ARTHUR J GALLAGHER ORD	NA	NA	NA	60.00	11/28/2018	---	4,613.40	0.00	0.00	277.20	4,890.60	4,890.60

ST. LUCIE COUNTY BOARD OF COUNTY COMMISSIONERS
 INVESTMENT PORTFOLIO
 AS OF MARCH 31, 2020

Account	Identifier	Description	S&P Rating	Fitch Rating	Moody's Rating	Current Units	Settle Date	Final Maturity	Book Value	Interest Due	Accrued Balance	Net Unrealized Gain/Loss	Market Value	Market Value + Accrued
STLUCIE-Equities Sawgrass	30214U102	EXPONENT ORD	NA	NA	NA	25.00	12/03/2018	---	1,278.88	0.00	0.00	518.87	1,797.75	1,797.75
STLUCIE-Equities Sawgrass	92343V104	VERIZON COMMUNICATIONS ORD	NA	NA	NA	355.00	12/12/2018	---	20,714.71	0.00	0.00	(1,640.56)	19,074.15	19,074.15
STLUCIE-Equities Sawgrass	92343V104	VERIZON COMMUNICATIONS ORD	NA	NA	NA	540.00	12/17/2018	---	30,847.50	0.00	0.00	(1,833.30)	29,014.20	29,014.20
STLUCIE-Equities Sawgrass	278865100	ECOLAB ORD	NA	NA	NA	111.00	12/17/2018	---	17,212.78	132.07	0.00	84.35	17,297.13	17,297.13
STLUCIE-Equities Sawgrass	92345Y106	VERISK ANALYTICS ORD	NA	NA	NA	291.00	12/17/2018	---	33,620.33	0.00	0.00	6,939.25	40,559.58	40,559.58
STLUCIE-Equities Sawgrass	50187A107	LHC GROUP ORD	NA	NA	NA	25.00	12/18/2018	---	2,481.03	0.00	0.00	1,023.97	3,505.00	3,505.00
STLUCIE-Equities Sawgrass	053332102	AUTOZONE ORD	NA	NA	NA	22.00	12/31/2018	---	18,089.51	0.00	0.00	522.49	18,612.00	18,612.00
STLUCIE-Equities Sawgrass	G29183103	EATON ORD	NA	NA	NA	255.00	01/14/2019	---	17,876.98	0.00	0.00	1,933.97	19,810.95	19,810.95
STLUCIE-Equities Sawgrass	50187A107	LHC GROUP ORD	NA	NA	NA	30.00	01/16/2019	---	2,953.36	0.00	0.00	1,252.64	4,206.00	4,206.00
STLUCIE-Equities Sawgrass	87612E106	TARGET ORD	NA	NA	NA	796.00	01/23/2019	---	56,162.26	0.00	0.00	17,841.86	74,004.12	74,004.12
STLUCIE-Equities Sawgrass	902494103	TYSON FOODS CL A ORD	NA	NA	NA	945.00	01/25/2019	---	57,257.55	0.00	0.00	(2,570.40)	54,687.15	54,687.15
STLUCIE-Equities Sawgrass	00287Y109	ABBVIE ORD	NA	NA	NA	929.00	02/04/2019	---	74,988.70	0.00	0.00	(4,208.19)	70,780.51	70,780.51
STLUCIE-Equities Sawgrass	031162100	AMGEN ORD	NA	NA	NA	207.00	02/04/2019	---	38,703.53	0.00	0.00	4,261.58	41,965.11	41,965.11
STLUCIE-Equities Sawgrass	78463M107	SPS COMMERCE ORD	NA	NA	NA	25.00	02/15/2019	---	1,346.15	0.00	0.00	(183.40)	1,162.75	1,162.75
STLUCIE-Equities Sawgrass	71375U101	PERFICIENT ORD	NA	NA	NA	5.00	02/15/2019	---	134.17	0.00	0.00	1.28	135.45	135.45
STLUCIE-Equities Sawgrass	78463M107	SPS COMMERCE ORD	NA	NA	NA	50.00	02/20/2019	---	2,708.01	0.00	0.00	(382.51)	2,325.50	2,325.50
STLUCIE-Equities Sawgrass	17275R102	CISCO SYSTEMS ORD	NA	NA	NA	150.00	02/28/2019	---	7,708.50	0.00	0.00	(1,812.00)	5,896.50	5,896.50
STLUCIE-Equities Sawgrass	053332102	AUTOZONE ORD	NA	NA	NA	90.00	03/06/2019	---	82,962.35	0.00	0.00	(6,822.35)	76,140.00	76,140.00
STLUCIE-Equities Sawgrass	942749102	WATTS INDUSTRIES CL A ORD	NA	NA	NA	30.00	03/11/2019	---	2,369.56	0.00	0.00	169.94	2,539.50	2,539.50
STLUCIE-Equities Sawgrass	858586100	STEPAN ORD	NA	NA	NA	5.00	03/11/2019	---	451.68	0.00	0.00	(9.38)	442.30	442.30
STLUCIE-Equities Sawgrass	159864107	CHRLS RIVER LABS ORD	NA	NA	NA	5.00	03/26/2019	---	711.83	0.00	0.00	(80.78)	631.05	631.05
STLUCIE-Equities Sawgrass	30214U102	EXPONENT ORD	NA	NA	NA	40.00	03/26/2019	---	2,284.03	0.00	0.00	592.37	2,876.40	2,876.40
STLUCIE-Equities Sawgrass	207410101	CONNIED ORD	NA	NA	NA	40.00	03/26/2019	---	3,230.54	8.00	0.00	(939.74)	2,290.80	2,290.80
STLUCIE-Equities Sawgrass	254687106	WALT DISNEY ORD	NA	NA	NA	420.00	03/29/2019	---	46,324.95	0.00	0.00	(5,752.95)	40,572.00	40,572.00
STLUCIE-Equities Sawgrass	71375U101	PERFICIENT ORD	NA	NA	NA	110.00	04/01/2019	---	3,028.67	0.00	0.00	(48.77)	2,979.90	2,979.90
STLUCIE-Equities Sawgrass	64049M209	NEOGENOMICS ORD	NA	NA	NA	70.00	04/01/2019	---	1,363.83	0.00	0.00	566.87	1,932.70	1,932.70
STLUCIE-Equities Sawgrass	71375U101	PERFICIENT ORD	NA	NA	NA	140.00	04/05/2019	---	3,894.51	0.00	0.00	(101.91)	3,792.60	3,792.60
STLUCIE-Equities Sawgrass	053332102	AUTOZONE ORD	NA	NA	NA	8.00	04/08/2019	---	8,338.16	0.00	0.00	(1,570.16)	6,768.00	6,768.00
STLUCIE-Equities Sawgrass	91324P102	UNITEDHEALTH GRP ORD	NA	NA	NA	50.00	04/17/2019	---	11,371.50	0.00	0.00	1,097.50	12,469.00	12,469.00
STLUCIE-Equities Sawgrass	363576109	ARTHUR J GALLAGHER ORD	NA	NA	NA	300.00	04/17/2019	---	24,198.69	87.50	0.00	254.31	24,453.00	24,453.00
STLUCIE-Equities Sawgrass	806857108	SCHLUMBERGER ORD	NA	NA	NA	175.00	04/17/2019	---	8,158.24	0.00	0.00	(5,797.49)	2,360.75	2,360.75
STLUCIE-Equities Sawgrass	G29183103	EATON ORD	NA	NA	NA	125.00	04/17/2019	---	10,449.35	0.00	0.00	(738.10)	9,711.25	9,711.25
STLUCIE-Equities Sawgrass	902973304	US BANCORP ORD	NA	NA	NA	1,310.00	04/17/2019	---	65,517.82	550.20	0.00	(20,388.32)	45,129.50	45,129.50
STLUCIE-Equities Sawgrass	126650100	CVS HEALTH ORD	NA	NA	NA	225.00	04/18/2019	---	12,094.25	0.00	0.00	1,255.00	13,349.25	13,349.25
STLUCIE-Equities Sawgrass	478160104	JOHNSON & JOHNSON ORD	NA	NA	NA	47.00	04/22/2019	---	6,535.82	0.00	0.00	(372.71)	6,163.11	6,163.11
STLUCIE-Equities Sawgrass	71375U101	PERFICIENT ORD	NA	NA	NA	110.00	04/23/2019	---	3,102.24	0.00	0.00	(122.34)	2,979.90	2,979.90
STLUCIE-Equities Sawgrass	047649108	ATKORE INTERNATIONAL GROUP ORD	NA	NA	NA	6.00	04/26/2019	---	150.45	0.00	0.00	(24.03)	126.42	126.42
STLUCIE-Equities Sawgrass	00287Y109	ABBVIE ORD	NA	NA	NA	1,060.00	05/02/2019	---	84,324.06	0.00	0.00	(3,562.66)	80,761.40	80,761.40
STLUCIE-Equities Sawgrass	104674106	BRADY NONVOTING CL A ORD	NA	NA	NA	15.00	05/03/2019	---	729.64	0.00	0.00	(52.69)	676.95	676.95
STLUCIE-Equities Sawgrass	127190304	CACI INTERNATIONAL CL A ORD	NA	NA	NA	10.00	05/07/2019	---	2,047.44	0.00	0.00	64.06	2,111.50	2,111.50
STLUCIE-Equities Sawgrass	71375U101	PERFICIENT ORD	NA	NA	NA	90.00	05/07/2019	---	2,960.60	0.00	0.00	(522.50)	2,438.10	2,438.10
STLUCIE-Equities Sawgrass	64049M209	NEOGENOMICS ORD	NA	NA	NA	90.00	05/07/2019	---	2,074.29	0.00	0.00	410.61	2,484.90	2,484.90
STLUCIE-Equities Sawgrass	03062T105	AMERICA'S CAR-MART ORD	NA	NA	NA	10.00	05/13/2019	---	954.51	0.00	0.00	(391.01)	563.50	563.50
STLUCIE-Equities Sawgrass	104674106	BRADY NONVOTING CL A ORD	NA	NA	NA	80.00	05/13/2019	---	3,868.10	0.00	0.00	(257.70)	3,610.40	3,610.40
STLUCIE-Equities Sawgrass	594918104	MICROSOFT ORD	NA	NA	NA	12.00	05/14/2019	---	1,491.96	0.00	0.00	400.56	1,892.52	1,892.52
STLUCIE-Equities Sawgrass	760759100	REPUBLIC SERVICES ORD	NA	NA	NA	25.00	05/14/2019	---	2,063.75	10.13	0.00	(187.25)	1,876.50	1,876.50
STLUCIE-Equities Sawgrass	30303M102	FACEBOOK CL A ORD	NA	NA	NA	17.00	05/14/2019	---	3,158.77	0.00	0.00	(323.17)	2,835.60	2,835.60
STLUCIE-Equities Sawgrass	047649108	ATKORE INTERNATIONAL GROUP ORD	NA	NA	NA	90.00	05/23/2019	---	2,244.72	0.00	0.00	(348.42)	1,896.30	1,896.30
STLUCIE-Equities Sawgrass	04247X102	ARMSTRONG WORLD INDUSTRIES ORD	NA	NA	NA	20.00	05/23/2019	---	1,779.05	0.00	0.00	(190.65)	1,588.40	1,588.40
STLUCIE-Equities Sawgrass	147528103	CASEY'S GENERAL STORES ORD	NA	NA	NA	15.00	05/23/2019	---	1,996.95	0.00	0.00	(9.60)	1,987.35	1,987.35
STLUCIE-Equities Sawgrass	037833100	APPLE ORD	NA	NA	NA	214.00	05/31/2019	---	37,864.30	0.00	0.00	16,553.76	54,418.06	54,418.06
STLUCIE-Equities Sawgrass	127190304	CACI INTERNATIONAL CL A ORD	NA	NA	NA	10.00	05/31/2019	---	2,019.42	0.00	0.00	92.08	2,111.50	2,111.50
STLUCIE-Equities Sawgrass	50187A107	LHC GROUP ORD	NA	NA	NA	40.00	05/31/2019	---	4,545.94	0.00	0.00	1,062.06	5,608.00	5,608.00
STLUCIE-Equities Sawgrass	589378108	MERCURY SYSTEMS ORD	NA	NA	NA	20.00	05/31/2019	---	1,398.35	0.00	0.00	28.45	1,426.80	1,426.80
STLUCIE-Equities Sawgrass	126402106	CSW INDUSTRIALS ORD	NA	NA	NA	40.00	05/31/2019	---	2,565.15	0.00	0.00	28.85	2,594.00	2,594.00
STLUCIE-Equities Sawgrass	26614N102	DUPONT DE NEMOURS ORD	NA	NA	NA	83.33	12/09/2016	---	6,590.25	0.00	0.00	(3,748.59)	2,841.67	2,841.67
STLUCIE-Equities Sawgrass	26614N102	DUPONT DE NEMOURS ORD	NA	NA	NA	72.67	12/08/2016	---	5,297.34	0.00	0.00	(3,319.41)	2,477.92	2,477.92
STLUCIE-Equities Sawgrass	22052L104	CORTEVA ORD	NA	NA	NA	83.33	12/09/2016	---	2,751.81	0.00	0.00	(793.47)	1,958.33	1,958.33
STLUCIE-Equities Sawgrass	22052L104	CORTEVA ORD	NA	NA	NA	222.67	07/22/2016	---	6,924.87	0.00	0.00	(1,692.21)	5,232.67	5,232.67
STLUCIE-Equities Sawgrass	22052L104	CORTEVA ORD	NA	NA	NA	150.00	12/08/2016	---	4,996.92	0.00	0.00	(1,471.92)	3,525.00	3,525.00

ST. LUCIE COUNTY BOARD OF COUNTY COMMISSIONERS
 INVESTMENT PORTFOLIO
 AS OF MARCH 31, 2020

Account	Identifier	Description	S&P Rating	Fitch Rating	Moody's Rating	Current Units	Settle Date	Final Maturity	Book Value	Interest Due	Accrued Balance	Net Unrealized Gain/Loss	Market Value	Market Value + Accrued
STLUCIE-Equities Sawgrass	127190304	CACI INTERNATIONAL CL A ORD	NA	NA	NA	20.00	06/07/2019	---	4,090.89	0.00	0.00	132.11	4,223.00	4,223.00
STLUCIE-Equities Sawgrass	88162G103	TETRA TECH ORD	NA	NA	NA	15.00	06/11/2019	---	1,103.79	0.00	0.00	(44.49)	1,059.30	1,059.30
STLUCIE-Equities Sawgrass	4578ID101	INOV ALON HOLDINGS CL A ORD	NA	NA	NA	160.00	06/11/2019	---	2,251.26	0.00	0.00	414.34	2,665.60	2,665.60
STLUCIE-Equities Sawgrass	827048109	SILGAN HOLDINGS ORD	NA	NA	NA	5.00	06/13/2019	---	151.95	0.00	0.00	(6.85)	145.10	145.10
STLUCIE-Equities Sawgrass	047649108	ATKORE INTERNATIONAL GROUP ORD	NA	NA	NA	120.00	06/13/2019	---	2,991.65	0.00	0.00	(463.25)	2,528.40	2,528.40
STLUCIE-Equities Sawgrass	368736104	GENERAC HOLDINGS ORD	NA	NA	NA	20.00	06/12/2019	---	1,253.64	0.00	0.00	609.76	1,863.40	1,863.40
STLUCIE-Equities Sawgrass	4578ID101	INOV ALON HOLDINGS CL A ORD	NA	NA	NA	410.00	06/12/2019	---	5,896.83	0.00	0.00	933.77	6,830.60	6,830.60
STLUCIE-Equities Sawgrass	127190304	CACI INTERNATIONAL CL A ORD	NA	NA	NA	20.00	06/20/2019	---	4,100.15	0.00	0.00	122.85	4,223.00	4,223.00
STLUCIE-Equities Sawgrass	925550105	VIAMI SOLUTIONS ORD	NA	NA	NA	6.00	06/21/2019	---	81.78	0.00	0.00	(14.52)	67.26	67.26
STLUCIE-Equities Sawgrass	126402106	CSW INDUSTRIALS ORD	NA	NA	NA	30.00	07/01/2019	---	2,008.50	0.00	0.00	(63.00)	1,945.50	1,945.50
STLUCIE-Equities Sawgrass	296315104	ESCO TECHNOLOGIES ORD	NA	NA	NA	5.00	07/01/2019	---	398.45	0.00	0.00	(18.90)	379.55	379.55
STLUCIE-Equities Sawgrass	942749102	WATTS INDUSTRIES CL A ORD	NA	NA	NA	10.00	07/01/2019	---	927.30	0.00	0.00	(80.80)	846.50	846.50
STLUCIE-Equities Sawgrass	147528103	CASEY'S GENERAL STORES ORD	NA	NA	NA	5.00	07/01/2019	---	775.10	0.00	0.00	(112.65)	662.45	662.45
STLUCIE-Equities Sawgrass	759916109	REPLIGEN ORD	NA	NA	NA	15.00	07/01/2019	---	1,249.80	0.00	0.00	198.30	1,448.10	1,448.10
STLUCIE-Equities Sawgrass	50212V100	LPL FINANCIAL HOLDINGS ORD	NA	NA	NA	15.00	07/08/2019	---	1,246.25	0.00	0.00	(429.80)	816.45	816.45
STLUCIE-Equities Sawgrass	92343V104	VERIZON COMMUNICATIONS ORD	NA	NA	NA	25.00	07/19/2019	---	1,432.50	0.00	0.00	(89.25)	1,343.25	1,343.25
STLUCIE-Equities Sawgrass	006739106	ADDUS HOMECARE ORD	NA	NA	NA	20.00	07/22/2019	---	1,527.66	0.00	0.00	(175.66)	1,352.00	1,352.00
STLUCIE-Equities Sawgrass	68389X105	ORACLE ORD	NA	NA	NA	25.00	07/19/2019	---	1,463.00	0.00	0.00	(254.75)	1,208.25	1,208.25
STLUCIE-Equities Sawgrass	169905106	CHOICE HOTELS INTERNATIONAL ORD	NA	NA	NA	10.00	07/22/2019	---	880.63	0.00	0.00	(612.50)	268.13	268.13
STLUCIE-Equities Sawgrass	56585A102	MARATHON PETROLEUM ORD	NA	NA	NA	25.00	07/19/2019	---	1,370.75	0.00	0.00	(780.25)	590.50	590.50
STLUCIE-Equities Sawgrass	91324P102	UNITEDHEALTH GRP ORD	NA	NA	NA	25.00	07/19/2019	---	6,674.25	0.00	0.00	(780.25)	6,234.50	6,234.50
STLUCIE-Equities Sawgrass	126650100	CVS HEALTH ORD	NA	NA	NA	475.00	07/19/2019	---	26,829.85	0.00	0.00	1,351.90	28,181.75	28,181.75
STLUCIE-Equities Sawgrass	084670702	BERKSHIRE HATHAWAY CL B ORD	NA	NA	NA	50.00	07/19/2019	---	10,461.00	0.00	0.00	(1,319.50)	9,141.50	9,141.50
STLUCIE-Equities Sawgrass	31620R303	FIDELITY NATIONAL FINANCIAL ORD	NA	NA	NA	25.00	07/19/2019	---	1,068.00	0.00	0.00	(446.00)	622.00	622.00
STLUCIE-Equities Sawgrass	806857108	SCHLUMBERGER ORD	NA	NA	NA	175.00	07/19/2019	---	6,853.00	87.50	0.00	(4,492.25)	2,360.75	2,360.75
STLUCIE-Equities Sawgrass	4592000101	INTERNATIONAL BUSINESS MACHINES ORD	NA	NA	NA	175.00	07/19/2019	---	25,041.78	0.00	0.00	(5,629.03)	19,412.75	19,412.75
STLUCIE-Equities Sawgrass	46571Y107	IS VERTICALS CL A ORD	NA	NA	NA	25.00	07/19/2019	---	720.89	0.00	0.00	(243.64)	477.25	477.25
STLUCIE-Equities Sawgrass	00206R102	AT&T ORD	NA	NA	NA	25.00	07/19/2019	---	837.75	0.00	0.00	(109.00)	728.75	728.75
STLUCIE-Equities Sawgrass	69351T106	PPL ORD	NA	NA	NA	75.00	07/19/2019	---	2,289.00	31.13	0.00	(438.00)	1,851.00	1,851.00
STLUCIE-Equities Sawgrass	902494103	TYSON FOODS CL A ORD	NA	NA	NA	50.00	07/19/2019	---	1,977.75	0.00	0.00	(531.00)	1,446.75	1,446.75
STLUCIE-Equities Sawgrass	458140100	INTEL ORD	NA	NA	NA	25.00	07/19/2019	---	2,471.00	0.00	0.00	235.00	2,706.00	2,706.00
STLUCIE-Equities Sawgrass	902673102	UFP TECHNOLOGIES ORD	NA	NA	NA	10.00	07/19/2019	---	418.55	0.00	0.00	(37.65)	380.90	380.90
STLUCIE-Equities Sawgrass	902673102	UFP TECHNOLOGIES ORD	NA	NA	NA	35.00	07/22/2019	---	1,481.11	0.00	0.00	(147.96)	1,333.15	1,333.15
STLUCIE-Equities Sawgrass	G29183103	EATON ORD	NA	NA	NA	275.00	07/19/2019	---	22,142.67	0.00	0.00	(777.92)	21,364.75	21,364.75
STLUCIE-Equities Sawgrass	902973304	US BANCORP ORD	NA	NA	NA	75.00	07/19/2019	---	4,091.25	31.50	0.00	(1,507.50)	2,583.75	2,583.75
STLUCIE-Equities Sawgrass	580589109	MCCGRATH RENT ORD	NA	NA	NA	15.00	07/22/2019	---	971.55	0.00	0.00	(185.85)	785.70	785.70
STLUCIE-Equities Sawgrass	59001A102	MERITAGE HOMES ORD	NA	NA	NA	35.00	07/22/2019	---	1,920.43	0.00	0.00	(642.58)	1,277.85	1,277.85
STLUCIE-Equities Sawgrass	87612E106	TARGET ORD	NA	NA	NA	25.00	07/19/2019	---	2,196.25	0.00	0.00	128.00	2,324.25	2,324.25
STLUCIE-Equities Sawgrass	635906100	NATIONAL HEALTHCARE ORD	NA	NA	NA	55.00	07/25/2019	---	4,617.26	28.60	0.00	(672.11)	3,945.15	3,945.15
STLUCIE-Equities Sawgrass	562750109	MANHATTAN ASSOCIATES ORD	NA	NA	NA	15.00	07/25/2019	---	1,086.68	0.00	0.00	(339.38)	747.30	747.30
STLUCIE-Equities Sawgrass	858586100	STEPAN ORD	NA	NA	NA	20.00	07/29/2019	---	1,960.25	0.00	0.00	(191.05)	1,769.20	1,769.20
STLUCIE-Equities Sawgrass	296315104	ESCO TECHNOLOGIES ORD	NA	NA	NA	20.00	07/29/2019	---	1,708.43	0.00	0.00	(190.23)	1,518.20	1,518.20
STLUCIE-Equities Sawgrass	126349109	CSG SYSTEMS INTERNATIONAL ORD	NA	NA	NA	36.00	07/29/2019	---	1,821.24	0.00	0.00	(314.64)	1,506.60	1,506.60
STLUCIE-Equities Sawgrass	562750109	MANHATTAN ASSOCIATES ORD	NA	NA	NA	30.00	07/29/2019	---	2,602.35	0.00	0.00	(1,107.75)	1,494.60	1,494.60
STLUCIE-Equities Sawgrass	58506Q109	MEDPACE HOLDINGS ORD	NA	NA	NA	30.00	08/01/2019	---	1,571.20	0.00	0.00	(103.60)	1,467.60	1,467.60
STLUCIE-Equities Sawgrass	006739106	ADDUS HOMECARE ORD	NA	NA	NA	30.00	08/01/2019	---	2,426.50	0.00	0.00	(398.50)	2,028.00	2,028.00
STLUCIE-Equities Sawgrass	46571Y107	IS VERTICALS CL A ORD	NA	NA	NA	100.00	08/01/2019	---	2,901.09	0.00	0.00	(992.09)	1,909.00	1,909.00
STLUCIE-Equities Sawgrass	589378108	REPLIGEN ORD	NA	NA	NA	15.00	08/02/2019	---	1,415.51	0.00	0.00	32.59	1,448.10	1,448.10
STLUCIE-Equities Sawgrass	313855108	MERCURY SYSTEMS ORD	NA	NA	NA	25.00	08/02/2019	---	1,973.75	0.00	0.00	(190.25)	1,783.50	1,783.50
STLUCIE-Equities Sawgrass	580589109	FEDERAL SIGNAL ORD	NA	NA	NA	60.00	08/02/2019	---	1,962.17	0.00	0.00	(325.37)	1,636.80	1,636.80
STLUCIE-Equities Sawgrass	4578ID101	MCCGRATH RENT ORD	NA	NA	NA	35.00	08/05/2019	---	2,453.47	0.00	0.00	(620.17)	1,833.30	1,833.30
STLUCIE-Equities Sawgrass	207410101	INOV ALON HOLDINGS CL A ORD	NA	NA	NA	190.00	08/05/2019	---	3,247.33	0.00	0.00	(48.61)	3,198.72	3,198.72
STLUCIE-Equities Sawgrass	71375U101	CONNED ORD	NA	NA	NA	34.00	08/05/2019	---	3,185.67	6.80	0.00	(1,238.49)	1,947.18	1,947.18
STLUCIE-Equities Sawgrass	126349109	PERFICIENT ORD	NA	NA	NA	130.00	08/07/2019	---	6,693.11	0.00	0.00	(1,546.11)	5,147.00	5,147.00
STLUCIE-Equities Sawgrass	58506Q109	CSG SYSTEMS INTERNATIONAL ORD	NA	NA	NA	197.00	08/07/2019	---	6,583.11	0.00	0.00	(849.66)	5,733.45	5,733.45
STLUCIE-Equities Sawgrass	50187A107	MEDPACE HOLDINGS ORD	NA	NA	NA	15.00	08/09/2019	---	1,143.86	0.00	0.00	(43.16)	1,100.70	1,100.70
STLUCIE-Equities Sawgrass	827048109	LHC GROUP ORD	NA	NA	NA	20.00	08/12/2019	---	2,526.20	0.00	0.00	277.80	2,804.00	2,804.00
STLUCIE-Equities Sawgrass	374689107	SILGAN HOLDINGS ORD	NA	NA	NA	90.00	08/12/2019	---	2,800.13	0.00	0.00	(188.33)	2,611.80	2,611.80
STLUCIE-Equities Sawgrass	169905106	GIBRALTAR INDUSTRIES ORD	NA	NA	NA	10.00	08/12/2019	---	424.38	0.00	0.00	4.82	429.20	429.20
STLUCIE-Equities Sawgrass	169905106	CHOICE HOTELS INTERNATIONAL ORD	NA	NA	NA	35.00	08/13/2019	---	3,146.50	0.00	0.00	(1,002.75)	2,143.75	2,143.75

ST. LUCIE COUNTY BOARD OF COUNTY COMMISSIONERS
 INVESTMENT PORTFOLIO
 AS OF MARCH 31, 2020

Account	Identifier	Description	S&P Rating	Fitch Rating	Moody's Rating	Current Units	Settle Date	Final Maturity	Book Value	Interest Due	Accrued Balance	Net Unrealized Gain/Loss	Market Value	Market Value + Accrued
STLUCIE-Equities Sawgrass	760759100	REPUBLIC SERVICES ORD	NA	NA	NA	23.00	08/19/2019		2,055.51	9.32	0.00	(329.13)	1,726.38	1,726.38
STLUCIE-Equities Sawgrass	302941109	FTI CONSULTING ORD	NA	NA	NA	30.00	08/19/2019		3,101.53	0.00	0.00	491.57	3,593.10	3,593.10
STLUCIE-Equities Sawgrass	902673102	UPF TECHNOLOGIES ORD	NA	NA	NA	90.00	08/19/2019		3,740.85	0.00	0.00	(312.75)	3,428.10	3,428.10
STLUCIE-Equities Sawgrass	872540109	TJX ORD	NA	NA	NA	810.00	08/27/2019		43,011.16	0.00	0.00	(4,285.06)	38,726.10	38,726.10
STLUCIE-Equities Sawgrass	49714P108	KINSALE CAPITAL GROUP ORD	NA	NA	NA	27.00	08/29/2019		2,595.23	0.00	0.00	227.08	2,822.31	2,822.31
STLUCIE-Equities Sawgrass	913543104	UNIVERSAL FOREST PRODUCTS ORD	NA	NA	NA	75.00	08/29/2019		2,880.57	0.00	0.00	(91.32)	2,789.25	2,789.25
STLUCIE-Equities Sawgrass	147528103	CASEY'S GENERAL STORES ORD	NA	NA	NA	20.00	08/29/2019		3,385.72	0.00	0.00	(735.92)	2,649.80	2,649.80
STLUCIE-Equities Sawgrass	302941109	FTI CONSULTING ORD	NA	NA	NA	30.00	08/29/2019		3,177.44	0.00	0.00	415.66	3,593.10	3,593.10
STLUCIE-Equities Sawgrass	92343V104	VERIZON COMMUNICATIONS ORD	NA	NA	NA	290.00	09/04/2019		16,877.25	0.00	0.00	(1,295.55)	15,581.70	15,581.70
STLUCIE-Equities Sawgrass	031162100	AMGEN ORD	NA	NA	NA	480.00	09/04/2019		99,661.23	0.00	0.00	(2,351.23)	97,310.00	97,310.00
STLUCIE-Equities Sawgrass	047649108	ATKORE INTERNATIONAL GROUP ORD	NA	NA	NA	95.00	09/13/2019		2,933.70	0.00	0.00	(932.05)	2,001.65	2,001.65
STLUCIE-Equities Sawgrass	92343V104	VERIZON COMMUNICATIONS ORD	NA	NA	NA	46.00	09/13/2019		2,758.16	0.00	0.00	(286.58)	2,471.58	2,471.58
STLUCIE-Equities Sawgrass	043436104	ASBURY AUTOMOTIVE GROUP ORD	NA	NA	NA	40.00	09/13/2019		4,096.80	0.00	0.00	(1,887.60)	2,209.20	2,209.20
STLUCIE-Equities Sawgrass	49714P108	KINSALE CAPITAL GROUP ORD	NA	NA	NA	30.00	09/13/2019		3,014.33	0.00	0.00	121.57	3,135.90	3,135.90
STLUCIE-Equities Sawgrass	00206R102	AT&T ORD	NA	NA	NA	123.00	09/13/2019		4,698.60	0.00	0.00	(1,113.15)	3,585.45	3,585.45
STLUCIE-Equities Sawgrass	458140100	INTEL ORD	NA	NA	NA	125.00	09/13/2019		6,560.00	0.00	0.00	205.00	6,765.00	6,765.00
STLUCIE-Equities Sawgrass	104674106	BRADY NONVOTING CL A ORD	NA	NA	NA	174.00	09/13/2019		9,385.56	0.00	0.00	(1,532.94)	7,852.62	7,852.62
STLUCIE-Equities Sawgrass	03073E105	AMERISOURCEBERGEN ORD	NA	NA	NA	81.00	09/13/2019		7,128.00	0.00	0.00	40.50	7,168.50	7,168.50
STLUCIE-Equities Sawgrass	635906100	NATIONAL HEALTHCARE ORD	NA	NA	NA	600.00	09/16/2019		22,944.00	0.00	0.00	(5,454.00)	17,490.00	17,490.00
STLUCIE-Equities Sawgrass	50212V100	LPL FINANCIAL HOLDINGS ORD	NA	NA	NA	20.00	09/16/2019		1,668.12	10.40	0.00	(233.52)	1,434.60	1,434.60
STLUCIE-Equities Sawgrass	913543104	UNIVERSAL FOREST PRODUCTS ORD	NA	NA	NA	160.00	09/20/2019		3,338.13	0.00	0.00	(1,160.93)	2,177.20	2,177.20
STLUCIE-Equities Sawgrass	03062T105	AMERICA'S CAR-MART ORD	NA	NA	NA	40.00	09/20/2019		6,464.62	0.00	0.00	(514.22)	5,950.40	5,950.40
STLUCIE-Equities Sawgrass	04247X102	ARMSTRONG WORLD INDUSTRIES ORD	NA	NA	NA	40.00	09/20/2019		3,618.29	0.00	0.00	(1,364.29)	2,254.00	2,254.00
STLUCIE-Equities Sawgrass	126402106	CSW INDUSTRIALS ORD	NA	NA	NA	50.00	09/20/2019		3,864.70	0.00	0.00	(687.90)	3,176.80	3,176.80
STLUCIE-Equities Sawgrass	037833100	APPLE ORD	NA	NA	NA	10.00	09/26/2019		2,194.43	0.00	0.00	348.47	2,542.90	2,542.90
STLUCIE-Equities Sawgrass	278865100	ECOLAB ORD	NA	NA	NA	50.00	09/26/2019		9,773.73	23.50	0.00	(1,982.23)	7,791.50	7,791.50
STLUCIE-Equities Sawgrass	68389X105	ORACLE ORD	NA	NA	NA	170.00	09/26/2019		9,110.74	0.00	0.00	(894.64)	8,216.10	8,216.10
STLUCIE-Equities Sawgrass	872540109	TJX ORD	NA	NA	NA	130.00	09/26/2019		7,200.71	0.00	0.00	(985.41)	6,215.30	6,215.30
STLUCIE-Equities Sawgrass	92343Y106	VERISK ANALYTICS ORD	NA	NA	NA	70.00	09/26/2019		11,080.08	0.00	0.00	(1,323.48)	9,756.60	9,756.60
STLUCIE-Equities Sawgrass	254687106	WALT DISNEY ORD	NA	NA	NA	90.00	09/26/2019		11,909.01	0.00	0.00	(3,215.01)	8,694.00	8,694.00
STLUCIE-Equities Sawgrass	00287Y109	ABBVIE ORD	NA	NA	NA	120.00	09/26/2019		8,745.86	0.00	0.00	396.94	9,142.80	9,142.80
STLUCIE-Equities Sawgrass	704326107	PAYCHEX ORD	NA	NA	NA	90.00	09/26/2019		7,403.97	0.00	0.00	(1,741.17)	5,662.80	5,662.80
STLUCIE-Equities Sawgrass	031162100	AMGEN ORD	NA	NA	NA	60.00	09/26/2019		11,844.25	0.00	0.00	319.55	12,163.80	12,163.80
STLUCIE-Equities Sawgrass	913543104	UNIVERSAL FOREST PRODUCTS ORD	NA	NA	NA	61.00	09/27/2019		2,444.18	0.00	0.00	(175.59)	2,268.59	2,268.59
STLUCIE-Equities Sawgrass	92550105	VIAVI SOLUTIONS ORD	NA	NA	NA	264.00	09/27/2019		3,857.41	0.00	0.00	(897.97)	2,959.44	2,959.44
STLUCIE-Equities Sawgrass	913543104	UNIVERSAL FOREST PRODUCTS ORD	NA	NA	NA	115.00	09/30/2019		4,642.40	0.00	0.00	(365.55)	4,276.85	4,276.85
STLUCIE-Equities Sawgrass	126349109	CSG SYSTEMS INTERNATIONAL ORD	NA	NA	NA	43.00	09/30/2019		2,230.84	0.00	0.00	(431.29)	1,799.55	1,799.55
STLUCIE-Equities Sawgrass	379577208	GLOBUS MEDICAL CL A ORD	NA	NA	NA	40.00	10/08/2019		2,022.01	0.00	0.00	(320.81)	1,701.20	1,701.20
STLUCIE-Equities Sawgrass	750491102	RADNET ORD	NA	NA	NA	30.00	10/08/2019		429.71	0.00	0.00	(114.41)	315.30	315.30
STLUCIE-Equities Sawgrass	670704105	NUVASIVE ORD	NA	NA	NA	30.00	10/08/2019		1,922.21	0.00	0.00	(402.41)	1,519.80	1,519.80
STLUCIE-Equities Sawgrass	929236107	WD-40 ORD	NA	NA	NA	15.00	10/08/2019		2,787.84	0.00	0.00	(224.91)	2,562.93	2,562.93
STLUCIE-Equities Sawgrass	127190304	CACI INTERNATIONAL CL A ORD	NA	NA	NA	10.00	10/10/2019		2,287.20	0.00	0.00	(175.70)	2,111.50	2,111.50
STLUCIE-Equities Sawgrass	88162G103	TETRA TECH ORD	NA	NA	NA	30.00	10/10/2019		3,076.09	0.00	0.00	59.81	3,135.90	3,135.90
STLUCIE-Equities Sawgrass	066739106	ADDUS HOMECARE ORD	NA	NA	NA	60.00	10/16/2019		65,299.71	0.00	0.00	(14,539.71)	50,760.00	50,760.00
STLUCIE-Equities Sawgrass	29084Q100	EMCOR GROUP ORD	NA	NA	NA	4.00	10/16/2019		345.43	0.00	0.00	(37.22)	245.28	245.28
STLUCIE-Equities Sawgrass	33332B106	DSP GROUP ORD	NA	NA	NA	47.00	10/16/2019		667.02	0.00	0.00	(70.34)	629.80	629.80
STLUCIE-Equities Sawgrass	29084Q100	EMCOR GROUP ORD	NA	NA	NA	30.00	10/18/2019		2,599.94	0.00	0.00	(760.34)	1,839.60	1,839.60
STLUCIE-Equities Sawgrass	127190304	CACI INTERNATIONAL CL A ORD	NA	NA	NA	10.00	10/18/2019		2,269.84	0.00	0.00	(158.34)	2,111.50	2,111.50
STLUCIE-Equities Sawgrass	043436104	ASBURY AUTOMOTIVE GROUP ORD	NA	NA	NA	20.00	10/18/2019		2,012.93	0.00	0.00	(908.33)	1,104.60	1,104.60
STLUCIE-Equities Sawgrass	913543104	UNIVERSAL FOREST PRODUCTS ORD	NA	NA	NA	30.00	10/18/2019		1,209.45	0.00	0.00	(93.75)	1,115.70	1,115.70
STLUCIE-Equities Sawgrass	302941109	FTI CONSULTING ORD	NA	NA	NA	10.00	10/18/2019		1,117.36	0.00	0.00	80.34	1,197.70	1,197.70
STLUCIE-Equities Sawgrass	858586100	STEPAN ORD	NA	NA	NA	15.00	10/24/2019		1,429.37	0.00	0.00	(102.47)	1,326.90	1,326.90
STLUCIE-Equities Sawgrass	92550105	VIAVI SOLUTIONS ORD	NA	NA	NA	140.00	10/24/2019		2,133.60	0.00	0.00	(564.20)	1,569.40	1,569.40
STLUCIE-Equities Sawgrass	750491102	RADNET ORD	NA	NA	NA	250.00	10/24/2019		3,875.73	0.00	0.00	(1,248.23)	2,627.50	2,627.50
STLUCIE-Equities Sawgrass	670704105	NUVASIVE ORD	NA	NA	NA	40.00	10/24/2019		2,684.67	0.00	0.00	(658.27)	2,026.40	2,026.40
STLUCIE-Equities Sawgrass	827048109	SILGAN HOLDINGS ORD	NA	NA	NA	40.00	10/24/2019		1,250.80	0.00	0.00	(90.00)	1,160.80	1,160.80
STLUCIE-Equities Sawgrass	374689107	GIBALTAR INDUSTRIES ORD	NA	NA	NA	25.00	10/24/2019		1,136.75	0.00	0.00	(63.75)	1,073.00	1,073.00

ST. LUCIE COUNTY BOARD OF COUNTY COMMISSIONERS
INVESTMENT PORTFOLIO
AS OF MARCH 31, 2020

Account	Identifier	Description	S&P Rating	Fitch Rating	Moody's Rating	Current Units	Settle Date	Final Maturity	Book Value	Interest Due	Accrued Balance	Net Unrealized Gain/Loss	Market Value	Market Value + Accrued
STLUCIE-Equities Sawgrass	2332B106	DSP GROUP ORD	NA	NA	NA	160.00	10/24/2019	---	2,291.20	0.00	0.00	(147.20)	2,144.00	2,144.00
STLUCIE-Equities Sawgrass	48123V102	I2 GLOBAL ORD	NA	NA	NA	15.00	10/24/2019	---	1,413.10	0.00	0.00	(290.35)	1,122.75	1,122.75
STLUCIE-Equities Sawgrass	388689101	GRAPHIC PACKAGING HOLDING ORD	NA	NA	NA	115.00	10/24/2019	---	1,804.93	8.63	0.00	(401.93)	1,403.00	1,403.00
STLUCIE-Equities Sawgrass	3062T105	AMERICA'S CAR-MART ORD	NA	NA	NA	20.00	10/29/2019	---	1,816.31	0.00	0.00	(689.31)	1,127.00	1,127.00
STLUCIE-Equities Sawgrass	302941109	FTI CONSULTING ORD	NA	NA	NA	20.00	10/29/2019	---	2,195.52	0.00	0.00	199.88	2,395.40	2,395.40
STLUCIE-Equities Sawgrass	177376100	CITRIX SYSTEMS ORD	NA	NA	NA	558.00	10/30/2019	---	59,331.80	0.00	0.00	19,653.10	78,984.90	78,984.90
STLUCIE-Equities Sawgrass	278865100	ECOLAB ORD	NA	NA	NA	270.00	11/01/2019	---	52,557.47	126.90	0.00	(10,483.37)	42,074.10	42,074.10
STLUCIE-Equities Sawgrass	92345Y106	VERISK ANALYTICS ORD	NA	NA	NA	360.00	11/01/2019	---	53,311.72	0.00	0.00	(3,134.92)	50,176.80	50,176.80
STLUCIE-Equities Sawgrass	564563104	MANTECH INTERNATIONAL CL A ORD	NA	NA	NA	35.00	11/05/2019	---	2,717.98	0.00	0.00	(174.53)	2,543.45	2,543.45
STLUCIE-Equities Sawgrass	9001A1102	MERITAGE HOMES ORD	NA	NA	NA	60.00	11/05/2019	---	4,370.23	0.00	0.00	(2,190.60)	2,180.10	2,180.10
STLUCIE-Equities Sawgrass	564563104	MANTECH INTERNATIONAL CL A ORD	NA	NA	NA	30.00	11/12/2019	---	2,254.71	0.00	0.00	(74.61)	2,180.10	2,180.10
STLUCIE-Equities Sawgrass	005098108	ACUSHNET HOLDINGS ORD	NA	NA	NA	65.00	11/12/2019	---	1,996.03	0.00	0.00	(324.23)	1,671.80	1,671.80
STLUCIE-Equities Sawgrass	278865100	DOW ORD	NA	NA	NA	799.00	11/12/2019	---	44,182.84	0.00	0.00	(20,820.17)	23,362.66	23,362.66
STLUCIE-Equities Sawgrass	260557103	UFP TECHNOLOGIES ORD	NA	NA	NA	50.00	11/12/2019	---	2,133.23	0.00	0.00	(228.73)	1,904.50	1,904.50
STLUCIE-Equities Sawgrass	902673102	DUPONT DE NEMOURS ORD	NA	NA	NA	357.00	11/12/2019	---	25,479.77	0.00	0.00	(13,306.07)	12,173.70	12,173.70
STLUCIE-Equities Sawgrass	26614N102	TIJX ORD	NA	NA	NA	1,620.00	11/14/2019	---	95,222.47	0.00	0.00	(17,770.27)	77,452.20	77,452.20
STLUCIE-Equities Sawgrass	169005106	CHOICE HOTELS INTERNATIONAL ORD	NA	NA	NA	10.00	11/13/2019	---	906.00	0.00	0.00	(293.50)	612.50	612.50
STLUCIE-Equities Sawgrass	005098108	ACUSHNET HOLDINGS ORD	NA	NA	NA	40.00	11/13/2019	---	1,224.80	0.00	0.00	(196.00)	1,028.80	1,028.80
STLUCIE-Equities Sawgrass	827048109	SILGAN HOLDINGS ORD	NA	NA	NA	35.00	11/13/2019	---	1,082.55	0.00	0.00	(66.85)	1,015.70	1,015.70
STLUCIE-Equities Sawgrass	374689107	GIBALTAR INDUSTRIES ORD	NA	NA	NA	15.00	11/13/2019	---	791.40	0.00	0.00	(147.60)	643.80	643.80
STLUCIE-Equities Sawgrass	388689101	GRAPHIC PACKAGING HOLDING ORD	NA	NA	NA	120.00	11/13/2019	---	1,942.73	9.00	0.00	(478.73)	1,464.00	1,464.00
STLUCIE-Equities Sawgrass	20030N101	COMCAST CL A ORD	NA	NA	NA	1,620.00	11/18/2019	---	73,731.71	372.60	0.00	(18,036.11)	55,695.60	55,695.60
STLUCIE-Equities Sawgrass	4578ID101	INOVALON HOLDINGS CL A ORD	NA	NA	NA	140.00	11/19/2019	---	2,449.73	0.00	0.00	(117.33)	2,332.40	2,332.40
STLUCIE-Equities Sawgrass	04247X102	ARMSTRONG WORLD INDUSTRIES ORD	NA	NA	NA	20.00	11/19/2019	---	1,992.13	0.00	0.00	(403.73)	1,588.40	1,588.40
STLUCIE-Equities Sawgrass	296315104	ESCO TECHNOLOGIES ORD	NA	NA	NA	20.00	11/19/2019	---	1,697.37	0.00	0.00	(179.17)	1,518.20	1,518.20
STLUCIE-Equities Sawgrass	005098108	ACUSHNET HOLDINGS ORD	NA	NA	NA	70.00	11/19/2019	---	2,163.43	0.00	0.00	(363.03)	1,800.40	1,800.40
STLUCIE-Equities Sawgrass	110122108	BRISTOL MYERS SQUIBB ORD	NA	NA	NA	75.00	11/20/2019	---	4,192.50	0.00	0.00	(12.00)	4,180.50	4,180.50
STLUCIE-Equities Sawgrass	89055F101	TOPBUILD ORD	NA	NA	NA	10.00	11/26/2019	---	1,087.85	0.00	0.00	(371.45)	716.40	716.40
STLUCIE-Equities Sawgrass	005098108	ACUSHNET HOLDINGS ORD	NA	NA	NA	150.00	11/26/2019	---	4,548.74	0.00	0.00	(690.74)	3,858.00	3,858.00
STLUCIE-Equities Sawgrass	00971T101	AKAMAI TECHNOLOGIES ORD	NA	NA	NA	613.00	11/26/2019	---	53,812.70	0.00	0.00	(2,270.47)	56,083.37	56,083.37
STLUCIE-Equities Sawgrass	314211103	FEDERATED HERMES CL B ORD	NA	NA	NA	30.00	12/02/2019	---	1,013.93	0.00	0.00	(442.43)	571.50	571.50
STLUCIE-Equities Sawgrass	379577208	GLOBUS MEDICAL CL A ORD	NA	NA	NA	55.00	12/02/2019	---	3,099.11	0.00	0.00	(759.96)	2,339.15	2,339.15
STLUCIE-Equities Sawgrass	637372202	NATIONAL RESEARCH ORD	NA	NA	NA	35.00	12/02/2019	---	2,245.60	7.35	0.00	(653.80)	1,591.80	1,591.80
STLUCIE-Equities Sawgrass	41043F208	HANGER ORD	NA	NA	NA	160.00	12/02/2019	---	4,167.04	0.00	0.00	(1,674.24)	2,492.80	2,492.80
STLUCIE-Equities Sawgrass	89055F103	TOPBUILD ORD	NA	NA	NA	40.00	12/10/2019	---	4,412.33	0.00	0.00	(1,546.73)	2,865.60	2,865.60
STLUCIE-Equities Sawgrass	314211103	FEDERATED HERMES CL B ORD	NA	NA	NA	120.00	12/10/2019	---	4,089.37	0.00	0.00	(1,803.37)	2,286.00	2,286.00
STLUCIE-Equities Sawgrass	55305B101	M IHOMES ORD	NA	NA	NA	70.00	12/10/2019	---	3,206.37	0.00	0.00	(2,049.27)	1,157.10	1,157.10
STLUCIE-Equities Sawgrass	184496107	CLEAN HARBORS ORD	NA	NA	NA	15.00	12/10/2019	---	1,288.45	0.00	0.00	(518.35)	770.10	770.10
STLUCIE-Equities Sawgrass	87612E106	TARGET ORD	NA	NA	NA	49.00	12/23/2019	---	6,315.61	0.00	0.00	(1,760.08)	4,555.53	4,555.53
STLUCIE-Equities Sawgrass	110121108	BRISTOL MYERS SQUIBB ORD	NA	NA	NA	45.00	12/23/2019	---	2,833.65	0.00	0.00	(325.35)	2,508.30	2,508.30
STLUCIE-Equities Sawgrass	637372202	NATIONAL RESEARCH ORD	NA	NA	NA	55.00	12/31/2019	---	3,694.90	11.55	0.00	(1,193.50)	2,501.40	2,501.40
STLUCIE-Equities Sawgrass	12008R107	AMN HEALTHCARE ORD	NA	NA	NA	45.00	12/31/2019	---	2,776.83	0.00	0.00	(1,722.88)	2,601.45	2,601.45
STLUCIE-Equities Sawgrass	441593100	BUILDERS FIRSTSOURCE ORD	NA	NA	NA	130.00	12/31/2019	---	3,312.78	0.00	0.00	(1,722.88)	1,589.90	1,589.90
STLUCIE-Equities Sawgrass	749397105	HOULIHAN LOK CL A ORD	NA	NA	NA	53.00	12/31/2019	---	2,595.44	0.00	0.00	166.92	2,762.36	2,762.36
STLUCIE-Equities Sawgrass	447462102	RI RCM ORD	NA	NA	NA	40.00	12/31/2019	---	520.58	0.00	0.00	(156.98)	363.60	363.60
STLUCIE-Equities Sawgrass	564563104	HURON CONSULTING GROUP ORD	NA	NA	NA	35.00	01/16/2020	---	2,454.99	0.00	0.00	(867.39)	1,587.60	1,587.60
STLUCIE-Equities Sawgrass	006739106	MANTECH INTERNATIONAL CL A ORD	NA	NA	NA	50.00	01/30/2020	---	4,146.18	0.00	0.00	(512.68)	3,633.50	3,633.50
STLUCIE-Equities Sawgrass	4578ID101	ADDUS HOMECARE ORD	NA	NA	NA	30.00	01/30/2020	---	2,956.20	0.00	0.00	(928.20)	2,028.00	2,028.00
STLUCIE-Equities Sawgrass	184496107	INOVALON HOLDINGS CL A ORD	NA	NA	NA	150.00	01/30/2020	---	3,066.53	0.00	0.00	(567.53)	2,499.00	2,499.00
STLUCIE-Equities Sawgrass	770323103	CLEAN HARBORS ORD	NA	NA	NA	30.00	01/30/2020	---	2,586.90	0.00	0.00	(1,046.70)	1,540.20	1,540.20
STLUCIE-Equities Sawgrass	441593100	ROBERT HALF ORD	NA	NA	NA	1,024.00	02/03/2020	---	61,848.37	0.00	0.00	(23,192.37)	38,656.00	38,656.00
STLUCIE-Equities Sawgrass	808625107	HOULIHAN LOK CL A ORD	NA	NA	NA	70.00	02/04/2020	---	3,636.77	0.00	0.00	11.63	3,648.40	3,648.40
STLUCIE-Equities Sawgrass	829073105	SCIENCE APPLICATIONS INTERNATIONAL ORD	NA	NA	NA	44.00	02/04/2020	---	3,888.92	0.00	0.00	(605.20)	3,283.72	3,283.72
STLUCIE-Equities Sawgrass	68213N109	SIMPSON MANUF ORD	NA	NA	NA	20.00	02/04/2020	---	1,664.94	0.00	0.00	(425.34)	1,239.60	1,239.60
STLUCIE-Equities Sawgrass	001744101	OMNICELL ORD	NA	NA	NA	50.00	02/04/2020	---	4,125.00	0.00	0.00	(846.00)	3,279.00	3,279.00
STLUCIE-Equities Sawgrass	29404K106	AMN HEALTHCARE ORD	NA	NA	NA	55.00	02/04/2020	---	3,712.32	0.00	0.00	(532.77)	3,179.55	3,179.55
STLUCIE-Equities Sawgrass	48123V102	ENVESTNET ORD	NA	NA	NA	45.00	02/04/2020	---	3,623.36	0.00	0.00	(1,203.26)	2,420.10	2,420.10
STLUCIE-Equities Sawgrass	87105L104	I2 GLOBAL ORD	NA	NA	NA	45.00	02/04/2020	---	4,365.15	0.00	0.00	(996.90)	3,368.25	3,368.25
STLUCIE-Equities Sawgrass	640491106	SWITCH CL A ORD	NA	NA	NA	390.00	02/04/2020	---	6,264.80	0.00	0.00	(637.10)	5,627.70	5,627.70
STLUCIE-Equities Sawgrass	640491106	NEOGEN ORD	NA	NA	NA	55.00	02/04/2020	---	3,710.61	0.00	0.00	(26.16)	3,684.45	3,684.45

ST. LUCIE COUNTY BOARD OF COUNTY COMMISSIONERS
 INVESTMENT PORTFOLIO
 AS OF MARCH 31, 2020

Account	Identifier	Description	S&P Rating	Fitch Rating	Moody's Rating	Current Units	Settle Date	Final Maturity	Book Value	Interest Due	Accrued Balance	Net Unrealized Gain/Loss	Market Value	Market Value + Accrued
STLUCIE-Equities Sawgrass	146229109	CARTERS ORD	NA	NA	NA	30.00	02/04/2020	---	3,228.53	0.00	0.00	(1,256.63)	1,971.90	1,971.90
STLUCIE-Equities Sawgrass	039653100	ARCOSA ORD	NA	NA	NA	5.00	02/07/2020	---	230.19	0.00	0.00	(31.49)	198.70	198.70
STLUCIE-Equities Sawgrass	564563104	MANTECH INTERNATIONAL CL A ORD	NA	NA	NA	40.00	02/07/2020	---	3,391.37	0.00	0.00	(484.57)	2,906.80	2,906.80
STLUCIE-Equities Sawgrass	913543104	UNIVERSAL FOREST PRODUCTS ORD	NA	NA	NA	60.00	02/07/2020	---	3,007.03	0.00	0.00	(707.63)	2,231.40	2,231.40
STLUCIE-Equities Sawgrass	159864107	CHRLS RIVER LABS ORD	NA	NA	NA	30.00	02/07/2020	---	4,768.08	0.00	0.00	(981.78)	3,786.30	3,786.30
STLUCIE-Equities Sawgrass	629209305	NMI HOLDINGS CL A ORD	NA	NA	NA	40.00	02/07/2020	---	1,334.90	0.00	0.00	(870.50)	464.40	464.40
STLUCIE-Equities Sawgrass	749397105	RI RCM ORD	NA	NA	NA	310.00	02/07/2020	---	4,101.08	0.00	0.00	(1,283.18)	2,817.90	2,817.90
STLUCIE-Equities Sawgrass	49714P108	KINSALE CAPITAL GROUP ORD	NA	NA	NA	27.00	02/12/2020	---	3,296.73	0.00	0.00	(474.42)	2,822.31	2,822.31
STLUCIE-Equities Sawgrass	67000B104	NOVANTA ORD	NA	NA	NA	20.00	02/12/2020	---	1,907.50	0.00	0.00	(309.90)	1,597.60	1,597.60
STLUCIE-Equities Sawgrass	29089Q105	EMERGENT BIOSOLUTIONS ORD	NA	NA	NA	12.00	02/12/2020	---	736.00	0.00	0.00	(41.68)	694.32	694.32
STLUCIE-Equities Sawgrass	03062T105	AMERICA'S CAR-MART ORD	NA	NA	NA	35.00	02/12/2020	---	4,116.36	0.00	0.00	(2,144.11)	1,972.25	1,972.25
STLUCIE-Equities Sawgrass	004498101	ACI WORLDWIDE ORD	NA	NA	NA	78.00	02/12/2020	---	2,732.45	0.00	0.00	(848.75)	1,883.70	1,883.70
STLUCIE-Equities Sawgrass	695127100	PACIRA BIOSCIENCES ORD	NA	NA	NA	95.00	02/12/2020	---	4,743.83	0.00	0.00	(1,558.48)	3,185.35	3,185.35
STLUCIE-Equities Sawgrass	82982L103	SITEONE LANDSCAPE SUPPLY ORD	NA	NA	NA	17.00	02/12/2020	---	1,677.08	0.00	0.00	(425.54)	1,251.54	1,251.54
STLUCIE-Equities Sawgrass	039653100	ARCOSA ORD	NA	NA	NA	50.00	02/13/2020	---	2,318.19	0.00	0.00	(331.19)	1,987.00	1,987.00
STLUCIE-Equities Sawgrass	829073105	SIMPSON MANUF ORD	NA	NA	NA	25.00	02/13/2020	---	2,150.00	0.00	0.00	(600.50)	1,549.50	1,549.50
STLUCIE-Equities Sawgrass	047649108	ATKORE INTERNATIONAL GROUP ORD	NA	NA	NA	15.00	02/13/2020	---	635.20	0.00	0.00	(319.15)	316.05	316.05
STLUCIE-Equities Sawgrass	89055F103	TOPBUILD ORD	NA	NA	NA	15.00	02/13/2020	---	1,763.06	0.00	0.00	(688.46)	1,074.60	1,074.60
STLUCIE-Equities Sawgrass	29089Q105	EMERGENT BIOSOLUTIONS ORD	NA	NA	NA	40.00	02/13/2020	---	2,504.92	0.00	0.00	(600.50)	1,904.40	1,904.40
STLUCIE-Equities Sawgrass	004498101	ACI WORLDWIDE ORD	NA	NA	NA	5.00	02/13/2020	---	177.60	0.00	0.00	(56.85)	120.75	120.75
STLUCIE-Equities Sawgrass	629209305	NMI HOLDINGS CL A ORD	NA	NA	NA	20.00	02/13/2020	---	704.77	0.00	0.00	(472.57)	232.20	232.20
STLUCIE-Equities Sawgrass	749397105	RI RCM ORD	NA	NA	NA	305.00	02/13/2020	---	4,044.57	0.00	0.00	(1,272.12)	2,772.45	2,772.45
STLUCIE-Equities Sawgrass	82982L103	SITEONE LANDSCAPE SUPPLY ORD	NA	NA	NA	5.00	02/13/2020	---	508.55	0.00	0.00	(140.45)	368.10	368.10
STLUCIE-Equities Sawgrass	29084Q100	EMCO GROUP ORD	NA	NA	NA	26.00	02/14/2020	---	2,280.78	0.00	0.00	(686.46)	1,594.32	1,594.32
STLUCIE-Equities Sawgrass	437076102	HOME DEPOT ORD	NA	NA	NA	5.00	02/14/2020	---	1,208.45	0.00	0.00	(274.90)	933.55	933.55
STLUCIE-Equities Sawgrass	12514G108	CDW ORD	NA	NA	NA	67.00	02/14/2020	---	9,154.21	0.00	0.00	(2,905.12)	6,249.09	6,249.09
STLUCIE-Equities Sawgrass	314211103	FEDERATED HERMES CL B ORD	NA	NA	NA	100.00	02/18/2020	---	3,669.50	0.00	0.00	(1,764.50)	1,905.00	1,905.00
STLUCIE-Equities Sawgrass	739276103	POWER INTEGRATIONS ORD	NA	NA	NA	20.00	02/19/2020	---	2,135.20	0.00	0.00	(368.60)	1,766.60	1,766.60
STLUCIE-Equities Sawgrass	19247A100	COHEN & STEERS ORD	NA	NA	NA	30.00	02/19/2020	---	2,258.70	0.00	0.00	(895.20)	1,363.50	1,363.50
STLUCIE-Equities Sawgrass	039653100	ARCOSA ORD	NA	NA	NA	70.00	02/19/2020	---	3,336.90	0.00	0.00	(555.10)	2,781.80	2,781.80
STLUCIE-Equities Sawgrass	12008R107	BUILDERS FIRSTSOURCE ORD	NA	NA	NA	70.00	02/19/2020	---	1,915.38	0.00	0.00	(1,059.28)	856.10	856.10
STLUCIE-Equities Sawgrass	156782104	CERNER ORD	NA	NA	NA	815.00	02/19/2020	---	62,611.07	0.00	0.00	(11,274.22)	51,336.85	51,336.85
STLUCIE-Equities Sawgrass	784635104	SPX ORD	NA	NA	NA	55.00	02/18/2020	---	2,901.51	0.00	0.00	(1,106.31)	1,795.20	1,795.20
STLUCIE-Equities Sawgrass	749397105	RI RCM ORD	NA	NA	NA	23.00	02/18/2020	---	3,162.78	0.00	0.00	(1,072.08)	2,090.70	2,090.70
STLUCIE-Equities Sawgrass	194591104	COLLEGIUM PHARMACEUTICAL ORD	NA	NA	NA	135.00	02/19/2020	---	3,245.35	0.00	0.00	(1,040.80)	2,204.55	2,204.55
STLUCIE-Equities Sawgrass	149568107	AVCO INDUSTRIES ORD	NA	NA	NA	5.00	02/19/2020	---	1,147.63	0.00	0.00	(422.93)	724.70	724.70
STLUCIE-Equities Sawgrass	392709101	GREEN BRICK PARTNERS ORD	NA	NA	NA	210.00	02/19/2020	---	2,536.30	0.00	0.00	(845.80)	1,690.50	1,690.50
STLUCIE-Equities Sawgrass	564563104	MANTECH INTERNATIONAL CL A ORD	NA	NA	NA	50.00	02/25/2020	---	4,368.03	0.00	0.00	(734.53)	3,633.50	3,633.50
STLUCIE-Equities Sawgrass	89055F103	TOPBUILD ORD	NA	NA	NA	20.00	02/25/2020	---	2,442.24	0.00	0.00	(1,009.44)	1,432.80	1,432.80
STLUCIE-Equities Sawgrass	159864107	CHRLS RIVER LABS ORD	NA	NA	NA	20.00	02/25/2020	---	3,488.25	0.00	0.00	(964.05)	2,524.20	2,524.20
STLUCIE-Equities Sawgrass	127190304	CACI INTERNATIONAL CL A ORD	NA	NA	NA	50.00	02/26/2020	---	3,816.23	0.00	0.00	(1,543.73)	2,272.50	2,272.50
STLUCIE-Equities Sawgrass	58506Q109	MEDPACE HOLDINGS ORD	NA	NA	NA	40.00	02/26/2020	---	2,684.03	0.00	0.00	(572.53)	2,111.50	2,111.50
STLUCIE-Equities Sawgrass	29089Q105	EMERGENT BIOSOLUTIONS ORD	NA	NA	NA	60.00	02/26/2020	---	3,754.21	0.00	0.00	(282.61)	3,471.60	3,471.60
STLUCIE-Equities Sawgrass	159864107	CHRLS RIVER LABS ORD	NA	NA	NA	10.00	02/26/2020	---	1,673.32	0.00	0.00	(411.22)	1,262.10	1,262.10
STLUCIE-Equities Sawgrass	59001A102	HERITAGE HOMES ORD	NA	NA	NA	50.00	02/26/2020	---	3,598.26	0.00	0.00	(1,772.76)	1,825.50	1,825.50
STLUCIE-Equities Sawgrass	695127100	PACIRA BIOSCIENCES ORD	NA	NA	NA	80.00	02/26/2020	---	3,826.22	0.00	0.00	(1,143.82)	2,682.40	2,682.40
STLUCIE-Equities Sawgrass	194591104	COLLEGIUM PHARMACEUTICAL ORD	NA	NA	NA	170.00	02/26/2020	---	3,992.35	0.00	0.00	(1,216.25)	2,776.10	2,776.10
STLUCIE-Equities Sawgrass	635906100	NATIONAL HEALTHCARE ORD	NA	NA	NA	24.00	02/28/2020	---	1,818.00	12.48	0.00	(96.48)	1,721.52	1,721.52
STLUCIE-Equities Sawgrass	314211103	FEDERATED HERMES CL B ORD	NA	NA	NA	46.00	02/28/2020	---	1,518.44	0.00	0.00	(642.14)	876.30	876.30
STLUCIE-Equities Sawgrass	303077105	FACTSET RESEARCH SYSTEMS ORD	NA	NA	NA	10.00	02/28/2020	---	2,909.55	0.00	0.00	(402.75)	2,506.80	2,506.80
STLUCIE-Equities Sawgrass	29977A105	EVERCORE CL A ORD	NA	NA	NA	19.00	02/28/2020	---	1,351.45	0.00	0.00	(476.31)	875.14	875.14
STLUCIE-Equities Sawgrass	343498101	FLOWERS FOODS ORD	NA	NA	NA	56.00	02/28/2020	---	1,250.76	0.00	0.00	(101.64)	1,149.12	1,149.12
STLUCIE-Equities Sawgrass	12662P108	CVR ENERGY ORD	NA	NA	NA	31.00	02/28/2020	---	945.48	0.00	0.00	(433.05)	512.43	512.43
STLUCIE-Equities Sawgrass	50212V100	LPL FINANCIAL HOLDINGS ORD	NA	NA	NA	13.00	02/28/2020	---	1,091.85	0.00	0.00	(384.26)	707.59	707.59
STLUCIE-Equities Sawgrass	16359R103	CHEMED ORD	NA	NA	NA	6.00	02/28/2020	---	2,714.50	0.00	0.00	(115.30)	2,599.20	2,599.20
STLUCIE-Equities Sawgrass	126349109	CSG SYSTEMS INTERNATIONAL ORD	NA	NA	NA	29.00	02/28/2020	---	985.87	0.00	0.00	(137.82)	848.05	848.05
STLUCIE-Equities Sawgrass	564563104	MANTECH INTERNATIONAL CL A ORD	NA	NA	NA	12.00	02/28/2020	---	1,378.28	0.00	0.00	(113.83)	1,264.45	1,264.45
STLUCIE-Equities Sawgrass	431475102	HILL ROM HOLDINGS ORD	NA	NA	NA	16.00	02/28/2020	---	1,627.36	0.00	0.00	(17.76)	1,609.60	1,609.60
STLUCIE-Equities Sawgrass	33767D105	FIRSTCASH ORD	NA	NA	NA	24.00	02/28/2020	---	1,985.64	0.00	0.00	(263.88)	1,721.76	1,721.76

ST. LUCIE COUNTY BOARD OF COUNTY COMMISSIONERS
 INVESTMENT PORTFOLIO
 AS OF MARCH 31, 2020

Account	Identifier	Description	S&P Rating	Fitch Rating	Moody's Rating	Current Units	Settle Date	Final Maturity	Book Value	Interest Due	Accrued Balance	Net Unrealized Gain/Loss	Market Value	Market Value + Accrued
STLUCIE-Equities Sawgrass	636220303	NATIONAL GENERAL HOLDINGS ORD	NA	NA	NA	106.00	02/28/2020	---	2,243.17	5.30	0.00	(488.87)	1,754.30	1,754.30
STLUCIE-Equities Sawgrass	441593100	HOULHAN L OOK CL A ORD	NA	NA	NA	43.00	02/28/2020	---	2,311.48	0.00	0.00	(70.32)	2,241.16	2,241.16
STLUCIE-Equities Sawgrass	808625107	SCIENCE APPLICATIONS INTERNATIAL ORD	NA	NA	NA	11.00	02/28/2020	---	937.04	0.00	0.00	(116.11)	820.93	820.93
STLUCIE-Equities Sawgrass	488152208	KELLY SERVICES CL A ORD	NA	NA	NA	62.00	02/28/2020	---	1,052.46	0.00	0.00	(265.68)	786.78	786.78
STLUCIE-Equities Sawgrass	732781105	POOL ORD	NA	NA	NA	7.00	02/28/2020	---	1,542.98	0.00	0.00	(165.59)	1,377.39	1,377.39
STLUCIE-Equities Sawgrass	981475106	WORLD FUEL SERVICES ORD	NA	NA	NA	34.00	02/28/2020	---	1,055.70	3.40	0.00	(199.58)	856.12	856.12
STLUCIE-Equities Sawgrass	57060D108	MARKETAXESS HOLDINGS ORD	NA	NA	NA	6.00	02/28/2020	---	2,045.70	0.00	0.00	(50.28)	1,995.42	1,995.42
STLUCIE-Equities Sawgrass	12508E101	CDK GLOBAL ORD	NA	NA	NA	20.00	02/28/2020	---	952.31	0.00	0.00	(295.31)	657.00	657.00
STLUCIE-Equities Sawgrass	78648T100	SAFETY INSURANCE GROUP ORD	NA	NA	NA	11.00	02/28/2020	---	990.55	0.00	0.00	(61.82)	928.73	928.73
STLUCIE-Equities Sawgrass	827048109	SILGAN HOLDINGS ORD	NA	NA	NA	34.00	02/28/2020	---	1,061.82	0.00	0.00	(71.14)	986.68	986.68
STLUCIE-Equities Sawgrass	303250104	FAIR ISAAC ORD	NA	NA	NA	5.00	02/28/2020	---	1,953.55	0.00	0.00	(414.90)	1,538.45	1,538.45
STLUCIE-Equities Sawgrass	29261A100	ENCOMPASS HEALTH ORD	NA	NA	NA	20.00	02/28/2020	---	1,549.80	5.60	0.00	(269.20)	1,280.60	1,280.60
STLUCIE-Equities Sawgrass	860372101	STEWART INFO SVC ORD	NA	NA	NA	56.00	02/28/2020	---	2,155.31	0.00	0.00	(661.79)	1,493.52	1,493.52
STLUCIE-Equities Sawgrass	388689101	GRAPHIC PACKAGING HOLDING ORD	NA	NA	NA	90.00	02/28/2020	---	1,237.24	6.75	0.00	(139.24)	1,098.00	1,098.00
STLUCIE-Equities Sawgrass	637372202	NATIONAL RESEARCH ORD	NA	NA	NA	20.00	02/28/2020	---	1,276.00	4.20	0.00	(366.40)	909.60	909.60
STLUCIE-Equities Sawgrass	19247A100	COHEN & STEERS ORD	NA	NA	NA	28.00	02/28/2020	---	2,024.68	0.00	0.00	(752.08)	1,272.60	1,272.60
STLUCIE-Equities Sawgrass	293389102	ENNIS ORD	NA	NA	NA	84.00	02/28/2020	---	1,804.32	0.00	0.00	(226.80)	1,577.52	1,577.52
STLUCIE-Equities Sawgrass	127190304	CACI INTERNATIONAL CL A ORD	NA	NA	NA	8.00	02/28/2020	---	2,074.72	0.00	0.00	(385.52)	1,689.20	1,689.20
STLUCIE-Equities Sawgrass	001744101	AMN HEALTHCARE ORD	NA	NA	NA	21.00	02/28/2020	---	1,520.41	0.00	0.00	(306.40)	1,214.01	1,214.01
STLUCIE-Equities Sawgrass	006739106	ADDUS HOMECARE ORD	NA	NA	NA	17.00	02/28/2020	---	1,596.13	0.00	0.00	(446.93)	1,149.20	1,149.20
STLUCIE-Equities Sawgrass	50187A107	LHC GROUP ORD	NA	NA	NA	12.00	02/28/2020	---	1,799.83	0.00	0.00	(117.43)	1,682.40	1,682.40
STLUCIE-Equities Sawgrass	09215C105	BLACK KNIGHT ORD	NA	NA	NA	25.00	02/28/2020	---	1,768.75	0.00	0.00	(317.25)	1,451.50	1,451.50
STLUCIE-Equities Sawgrass	801056102	SANMINA ORD	NA	NA	NA	62.00	02/28/2020	---	1,687.64	0.00	0.00	3.72	1,691.36	1,691.36
STLUCIE-Equities Sawgrass	124805102	CBZ ORD	NA	NA	NA	47.00	02/28/2020	---	1,244.09	0.00	0.00	(260.85)	983.24	983.24
STLUCIE-Equities Sawgrass	12008R107	BUILDERS FIRSTSOURCE ORD	NA	NA	NA	39.00	02/28/2020	---	911.07	0.00	0.00	(434.10)	476.97	476.97
STLUCIE-Equities Sawgrass	023436108	AMEDISYS ORD	NA	NA	NA	10.00	02/28/2020	---	1,887.65	0.00	0.00	(52.25)	1,835.40	1,835.40
STLUCIE-Equities Sawgrass	566324109	MARCUS & MILLICHAP INC. ORD	NA	NA	NA	22.00	02/28/2020	---	1,332.07	0.00	0.00	(275.17)	1,056.90	1,056.90
STLUCIE-Equities Sawgrass	221006109	CORVEL ORD	NA	NA	NA	39.00	02/28/2020	---	1,638.03	0.00	0.00	(438.81)	1,199.22	1,199.22
STLUCIE-Equities Sawgrass	878237106	TECHNOLOGY DATA ORD	NA	NA	NA	7.00	02/28/2020	---	1,007.44	0.00	0.00	(91.49)	915.95	915.95
STLUCIE-Equities Sawgrass	559079207	MAGELLAN HEALTH ORD	NA	NA	NA	29.00	02/28/2020	---	1,936.27	0.00	0.00	(541.08)	1,395.19	1,395.19
STLUCIE-Equities Sawgrass	81619Q105	SELECT MEDICAL HOLDINGS ORD	NA	NA	NA	65.00	02/28/2020	---	1,669.83	0.00	0.00	(694.83)	975.00	975.00
STLUCIE-Equities Sawgrass	08160H101	PREMIER CL A ORD	NA	NA	NA	37.00	02/28/2020	---	1,086.14	0.00	0.00	(461.25)	624.89	624.89
STLUCIE-Equities Sawgrass	74051N102	EURONET WORLDWIDE ORD	NA	NA	NA	10.00	02/28/2020	---	1,318.45	0.00	0.00	(461.25)	857.20	857.20
STLUCIE-Equities Sawgrass	298376109	RUI RCM ORD	NA	NA	NA	89.00	02/28/2020	---	1,171.83	0.00	0.00	(362.82)	809.01	809.01
STLUCIE-Equities Sawgrass	749391105	SPROUTS FARMERS MARKET ORD	NA	NA	NA	59.00	02/28/2020	---	952.11	0.00	0.00	144.70	1,096.81	1,096.81
STLUCIE-Equities Sawgrass	85208M102	INSIGHT ENTERPRISES ORD	NA	NA	NA	17.00	02/28/2020	---	939.77	0.00	0.00	(223.56)	716.21	716.21
STLUCIE-Equities Sawgrass	45765U103	BENCHMARK ELECTRONICS ORD	NA	NA	NA	36.00	02/28/2020	---	992.71	5.76	0.00	(273.07)	719.64	719.64
STLUCIE-Equities Sawgrass	08160H101	J2 GLOBAL ORD	NA	NA	NA	14.00	02/28/2020	---	1,266.72	0.00	0.00	(218.82)	1,047.90	1,047.90
STLUCIE-Equities Sawgrass	48123V102	AMC NETWORKS CL A ORD	NA	NA	NA	34.00	02/28/2020	---	1,023.74	0.00	0.00	(197.20)	826.54	826.54
STLUCIE-Equities Sawgrass	00164V103	SWITCH CL A ORD	NA	NA	NA	57.00	02/28/2020	---	965.98	0.00	0.00	(143.47)	822.51	822.51
STLUCIE-Equities Sawgrass	87105L104	PROVIDENCE SERVICE ORD	NA	NA	NA	19.00	02/28/2020	---	1,284.61	0.00	0.00	(241.89)	1,042.72	1,042.72
STLUCIE-Equities Sawgrass	743815102	ARROW ELECTRONICS ORD	NA	NA	NA	24.00	02/28/2020	---	1,719.04	0.00	0.00	(474.16)	1,244.88	1,244.88
STLUCIE-Equities Sawgrass	042735100	INTL FCSTONE ORD	NA	NA	NA	24.00	02/28/2020	---	1,087.50	0.00	0.00	(217.26)	870.24	870.24
STLUCIE-Equities Sawgrass	46116V105	CRAWFORD CL A ORD	NA	NA	NA	144.00	02/28/2020	---	1,140.48	0.00	0.00	(103.68)	1,036.80	1,036.80
STLUCIE-Equities Sawgrass	224633206	ADVANCED DISPOSAL SERVICES ORD	NA	NA	NA	29.00	02/28/2020	---	958.95	0.00	0.00	(7.75)	951.20	951.20
STLUCIE-Equities Sawgrass	00790X101	MORNINGSTAR ORD	NA	NA	NA	15.00	02/28/2020	---	2,333.70	0.00	0.00	(589.95)	1,743.75	1,743.75
STLUCIE-Equities Sawgrass	617700109	NI HOLDINGS ORD	NA	NA	NA	99.00	02/28/2020	---	1,439.29	0.00	0.00	(96.85)	1,342.44	1,342.44
STLUCIE-Equities Sawgrass	65342T106	JACK HENRY AND ASSOCIATES ORD	NA	NA	NA	17.00	02/28/2020	---	2,745.76	0.00	0.00	(106.68)	2,639.08	2,639.08
STLUCIE-Equities Sawgrass	426281101	HANOVER INSURANCE GROUP ORD	NA	NA	NA	13.00	02/28/2020	---	1,705.57	0.00	0.00	(528.03)	1,177.54	1,177.54
STLUCIE-Equities Sawgrass	410867105	JAZZ PHARMACEUTICALS ORD	NA	NA	NA	10.00	02/28/2020	---	1,167.70	0.00	0.00	(170.30)	997.40	997.40
STLUCIE-Equities Sawgrass	G50871105	LEIDOS HOLDINGS ORD	NA	NA	NA	20.00	02/28/2020	---	2,219.60	6.80	0.00	(386.60)	1,833.00	1,833.00
STLUCIE-Equities Sawgrass	525327102	STEEL DYNAMICS ORD	NA	NA	NA	68.00	02/28/2020	---	1,900.26	17.00	0.00	(367.54)	1,532.72	1,532.72
STLUCIE-Equities Sawgrass	858119100	WEIS MARKETS ORD	NA	NA	NA	44.00	02/28/2020	---	1,580.51	0.00	0.00	252.53	1,833.04	1,833.04
STLUCIE-Equities Sawgrass	948849104	ERIE INDEMNITY CL A ORD	NA	NA	NA	11.00	02/28/2020	---	1,760.97	0.00	0.00	(129.97)	1,630.64	1,630.64
STLUCIE-Equities Sawgrass	29530P102	PERSPECTA ORD	NA	NA	NA	49.00	02/28/2020	---	1,221.64	2.94	0.00	(327.88)	893.76	893.76
STLUCIE-Equities Sawgrass	715347100	LENNOX INTERNATIONAL ORD	NA	NA	NA	6.00	02/28/2020	---	1,463.76	4.62	0.00	(373.02)	1,090.74	1,090.74
STLUCIE-Equities Sawgrass	526107107	PROTECTIVE INSURANCE CL B ORD	NA	NA	NA	55.00	02/28/2020	---	864.60	0.00	0.00	(108.35)	756.25	756.25
STLUCIE-Equities Sawgrass	74368L203	ALLISON TRANSMISSION HOLDINGS ORD	NA	NA	NA	30.00	02/28/2020	---	1,262.55	0.00	0.00	(284.25)	978.30	978.30
STLUCIE-Equities Sawgrass	01973R101	SCANSOURCE ORD	NA	NA	NA	33.00	02/28/2020	---	978.62	0.00	0.00	(272.75)	705.87	705.87
STLUCIE-Equities Sawgrass	806037107	JABIL ORD	NA	NA	NA	44.00	02/28/2020	---	1,532.05	0.00	0.00	(450.53)	1,081.52	1,081.52

ST. LUCIE COUNTY BOARD OF COUNTY COMMISSIONERS
 INVESTMENT PORTFOLIO
 AS OF MARCH 31, 2020

Account	Identifier	Description	S&P Rating	Fitch Rating	Moody's Rating	Current Units	Settle Date	Final Maturity	Book Value	Interest Due	Accrued Balance	Net Unrealized Gain/Loss	Market Value	Market Value + Accrued
STLUCIE-Equities Sawgrass	902252105	TYLER TECHNOLOGIES ORD	NA	NA	NA	5.00	02/28/2020	---	1,627.81	0.00	0.00	(145.01)	1,482.80	1,482.80
STLUCIE-Equities Sawgrass	98986T108	ZYNGA CL A ORD	NA	NA	NA	139.00	02/28/2020	---	964.23	0.00	0.00	(12.08)	952.15	952.15
STLUCIE-Equities Sawgrass	371901109	GENTEX ORD	NA	NA	NA	52.00	02/28/2020	---	1,463.02	0.00	0.00	(310.70)	1,152.32	1,152.32
STLUCIE-Equities Sawgrass	833034101	SNAP ON ORD	NA	NA	NA	6.00	02/28/2020	---	897.54	0.00	0.00	(244.62)	652.92	652.92
STLUCIE-Equities Sawgrass	04316A108	ARTISAN PARTNERS ASSET MGMT CL A ORD	NA	NA	NA	48.00	02/28/2020	---	1,493.52	0.00	0.00	(462.00)	1,031.52	1,031.52
STLUCIE-Equities Sawgrass	097793400	BONANZA CREEK ENERGY ORD	NA	NA	NA	59.00	02/28/2020	---	946.69	0.00	0.00	(282.94)	663.75	663.75
STLUCIE-Equities Sawgrass	232806109	CYPRESS SEMICONDUCTOR ORD	NA	NA	NA	0.00	02/28/2020	---	0.00	4.62	0.00	0.00	0.00	0.00
STLUCIE-Equities Sawgrass	G9078F107	TRITON INTERNATIONAL ORD	NA	NA	NA	28.00	02/28/2020	---	983.08	0.00	0.00	(258.72)	724.36	724.36
STLUCIE-Equities Sawgrass	093671105	H&R BLOCK ORD	NA	NA	NA	49.00	02/28/2020	---	1,061.24	12.74	0.00	(371.32)	689.92	689.92
STLUCIE-Equities Sawgrass	56418H100	MANPOWERGROUP ORD	NA	NA	NA	25.00	02/28/2020	---	1,979.28	0.00	0.00	(654.53)	1,324.75	1,324.75
STLUCIE-Equities Sawgrass	361438104	GAMCO INVESTORS CL A ORD	NA	NA	NA	75.00	02/28/2020	---	1,168.50	0.00	0.00	(344.25)	824.25	824.25
STLUCIE-Equities Sawgrass	48020Q107	JONES LANG LASALLE ORD	NA	NA	NA	17.00	02/28/2020	---	2,459.36	0.00	0.00	(742.70)	1,716.66	1,716.66
STLUCIE-Equities Sawgrass	25754A201	DOMINOS PIZZA ORD	NA	NA	NA	3.00	02/28/2020	---	1,103.31	0.00	0.00	(133.10)	972.21	972.21
STLUCIE-Equities Sawgrass	G8473T100	STERIS ORD	NA	NA	NA	12.00	02/28/2020	---	1,992.36	0.00	0.00	(312.72)	1,679.64	1,679.64
STLUCIE-Equities Sawgrass	05352A100	AVANTOR ORD	NA	NA	NA	65.00	02/28/2020	---	1,067.63	0.00	0.00	(235.78)	811.85	811.85
STLUCIE-Equities Sawgrass	67020Y100	NUANCE COMMUNICATIONS ORD	NA	NA	NA	44.00	02/28/2020	---	980.98	0.00	0.00	(242.66)	738.32	738.32
STLUCIE-Equities Sawgrass	974250102	WINMARK ORD	NA	NA	NA	6.00	02/28/2020	---	1,202.97	0.00	0.00	(438.45)	764.52	764.52
STLUCIE-Equities Sawgrass	955306105	WEST PHARM SVC ORD	NA	NA	NA	11.00	02/28/2020	---	1,750.41	0.00	0.00	(75.66)	1,674.75	1,674.75
STLUCIE-Equities Sawgrass	60855R100	MOLINA HEALTHCARE ORD	NA	NA	NA	11.00	02/28/2020	---	1,420.38	0.00	0.00	(116.43)	1,536.81	1,536.81
STLUCIE-Equities Sawgrass	G02602103	AMDOCS ORD	NA	NA	NA	33.00	02/28/2020	---	2,260.50	10.81	0.00	(446.49)	1,814.01	1,814.01
STLUCIE-Equities Sawgrass	817565104	SERVICE CORPORATION INTERNATIONAL ORD	NA	NA	NA	23.00	02/28/2020	---	1,168.05	0.00	0.00	(268.52)	899.53	899.53
STLUCIE-Equities Sawgrass	703395103	PATTERSON COMPANIES ORD	NA	NA	NA	52.00	02/28/2020	---	1,170.25	0.00	0.00	(375.17)	795.08	795.08
STLUCIE-Equities Sawgrass	55616P104	MACYS ORD	NA	NA	NA	83.00	02/28/2020	---	1,131.36	31.33	0.00	(723.83)	407.53	407.53
STLUCIE-Equities Sawgrass	436106108	HOLLYFRONTIER ORD	NA	NA	NA	26.00	02/28/2020	---	938.60	0.00	0.00	(301.34)	637.26	637.26
STLUCIE-Equities Sawgrass	513272104	LAMB WESTON HOLDINGS ORD	NA	NA	NA	18.00	02/28/2020	---	1,670.36	0.00	0.00	(642.56)	1,027.80	1,027.80
STLUCIE-Equities Sawgrass	775711104	ROLLINS ORD	NA	NA	NA	25.00	02/28/2020	---	973.07	0.00	0.00	(69.57)	903.50	903.50
STLUCIE-Equities Sawgrass	460690100	INTERPUBLIC GROUP OF COMPANIES ORD	NA	NA	NA	55.00	02/28/2020	---	1,270.78	0.00	0.00	(380.33)	890.45	890.45
STLUCIE-Equities Sawgrass	011659109	ALASKA AIR GROUP ORD	NA	NA	NA	52.00	02/28/2020	---	2,989.34	0.00	0.00	(1,508.90)	1,480.44	1,480.44
STLUCIE-Equities Sawgrass	099502106	BOOZ ALLEN HAMILTON HOLDING CL A ORD	NA	NA	NA	16.00	02/28/2020	---	1,145.68	0.00	0.00	(47.44)	1,098.24	1,098.24
STLUCIE-Equities Sawgrass	30212W100	EXP WORLD HOLDINGS ORD	NA	NA	NA	89.00	02/28/2020	---	973.66	0.00	0.00	(220.72)	752.94	752.94
STLUCIE-Equities Sawgrass	89785X101	TRUEBLUE ORD	NA	NA	NA	84.00	02/28/2020	---	1,248.63	0.00	0.00	(176.79)	1,071.84	1,071.84
STLUCIE-Equities Sawgrass	589400100	MERCURY GENERAL ORD	NA	NA	NA	53.00	02/28/2020	---	2,541.58	0.00	0.00	(383.42)	2,158.16	2,158.16
STLUCIE-Equities Sawgrass	278768106	ECHOSTAR CL A ORD	NA	NA	NA	26.00	02/28/2020	---	947.10	0.00	0.00	(115.88)	831.22	831.22
STLUCIE-Equities Sawgrass	930059100	WADDELL REED FINANCIAL CL A ORD	NA	NA	NA	72.00	02/28/2020	---	1,068.32	0.00	0.00	(248.96)	819.36	819.36
STLUCIE-Equities Sawgrass	G2717B108	CUSHMAN AND WAKEFIELD ORD	NA	NA	NA	67.00	02/28/2020	---	1,172.00	0.00	0.00	(385.42)	786.58	786.58
STLUCIE-Equities Sawgrass	62886E108	NCR ORD	NA	NA	NA	51.00	02/28/2020	---	1,378.02	0.00	0.00	(475.32)	902.70	902.70
STLUCIE-Equities Sawgrass	039380407	ARCH COAL CL A ORD	NA	NA	NA	19.00	02/28/2020	---	886.92	0.00	0.00	(337.82)	549.10	549.10
STLUCIE-Equities Sawgrass	848574109	SPIRIT AEROSYSTEMS HLDGS A ORD	NA	NA	NA	0.00	02/28/2020	---	0.00	0.21	0.00	0.00	0.00	0.00
STLUCIE-Equities Sawgrass	257701201	DONEGAL GROUP CL A ORD	NA	NA	NA	66.00	02/28/2020	---	979.39	0.00	0.00	23.81	1,003.20	1,003.20
STLUCIE-Equities Sawgrass	745867101	PULTEGROUP ORD	NA	NA	NA	0.00	02/28/2020	---	0.00	3.60	0.00	0.00	0.00	0.00
STLUCIE-Equities Sawgrass	461804106	INVESTORS TITLE ORD	NA	NA	NA	7.00	02/28/2020	---	1,135.68	0.00	0.00	(239.68)	896.00	896.00
STLUCIE-Equities Sawgrass	927107409	VILLAGE SUPER MARKET CL A ORD	NA	NA	NA	54.00	02/28/2020	---	1,150.06	0.00	0.00	177.26	1,327.32	1,327.32
STLUCIE-Equities Sawgrass	78573M104	SABRE ORD	NA	NA	NA	100.00	02/28/2020	---	1,596.42	0.00	0.00	(1,003.42)	593.00	593.00
STLUCIE-Equities Sawgrass	053807103	AVNET ORD	NA	NA	NA	64.00	02/28/2020	---	2,086.72	0.00	0.00	(480.32)	1,606.40	1,606.40
STLUCIE-Equities Sawgrass	G3922B107	GENPACT ORD	NA	NA	NA	27.00	02/28/2020	---	1,133.45	0.00	0.00	(345.05)	788.40	788.40
STLUCIE-Equities Sawgrass	784117103	SFI INVESTMENTS ORD	NA	NA	NA	58.00	02/28/2020	---	3,679.57	0.00	0.00	(991.85)	2,687.72	2,687.72
STLUCIE-Equities Sawgrass	76525P100	RICHMOND MUTUAL BANCORPORATION ORD	NA	NA	NA	105.00	02/28/2020	---	1,495.90	0.00	0.00	(424.90)	1,071.00	1,071.00
STLUCIE-Equities Sawgrass	477143101	JETBLUE AIRWAYS ORD	NA	NA	NA	104.00	02/28/2020	---	1,799.72	0.00	0.00	(868.92)	930.80	930.80
STLUCIE-Equities Sawgrass	92927K102	WABCO HOLDINGS ORD	NA	NA	NA	7.00	02/28/2020	---	947.52	0.00	0.00	(21.7)	945.35	945.35
STLUCIE-Equities Sawgrass	147528103	CASEYS GENERAL STORES ORD	NA	NA	NA	20.00	03/03/2020	---	3,311.50	0.00	0.00	(661.70)	2,649.80	2,649.80
STLUCIE-Equities Sawgrass	039653100	ARCOSA ORD	NA	NA	NA	50.00	03/03/2020	---	2,137.03	0.00	0.00	(150.03)	1,987.00	1,987.00
STLUCIE-Equities Sawgrass	58506Q109	MEDPACE HOLDINGS ORD	NA	NA	NA	40.00	03/03/2020	---	3,582.46	0.00	0.00	(647.26)	2,935.20	2,935.20
STLUCIE-Equities Sawgrass	29089Q105	EMERGENT BIOSOLUTIONS ORD	NA	NA	NA	70.00	03/03/2020	---	4,018.10	0.00	0.00	32.10	4,050.20	4,050.20
STLUCIE-Equities Sawgrass	45781D101	NOV ALON HOLDINGS CL A ORD	NA	NA	NA	110.00	03/03/2020	---	2,121.76	0.00	0.00	(289.16)	1,832.60	1,832.60
STLUCIE-Equities Sawgrass	159864107	CHRLS RIVER LABS ORD	NA	NA	NA	20.00	03/03/2020	---	3,088.73	0.00	0.00	(564.53)	2,524.20	2,524.20
STLUCIE-Equities Sawgrass	902673102	UPF TECHNOLOGIES ORD	NA	NA	NA	30.00	03/03/2020	---	1,452.43	0.00	0.00	(309.73)	1,142.70	1,142.70
STLUCIE-Equities Sawgrass	695127100	PACIRA BIOSCIENCES ORD	NA	NA	NA	90.00	03/03/2020	---	3,810.67	0.00	0.00	(792.97)	3,017.70	3,017.70
STLUCIE-Equities Sawgrass	194591104	COLLEGIUM PHARMACEUTICAL ORD	NA	NA	NA	170.00	03/03/2020	---	4,052.10	0.00	0.00	(1,276.00)	2,776.10	2,776.10
STLUCIE-Equities Sawgrass	04247X102	ARMSTRONG WORLD INDUSTRIES ORD	NA	NA	NA	20.00	03/05/2020	---	2,095.74	0.00	0.00	(507.34)	1,588.40	1,588.40
STLUCIE-Equities Sawgrass	001744101	AMN HEALTHCARE ORD	NA	NA	NA	30.00	03/05/2020	---	2,148.89	0.00	0.00	(414.59)	1,734.30	1,734.30

ST. LUCIE COUNTY BOARD OF COUNTY COMMISSIONERS
INVESTMENT PORTFOLIO
AS OF MARCH 31, 2020

Account	Identifier	Description	S&P Rating	Fitch Rating	Moody's Rating	Current Units	Settle Date	Final Maturity	Book Value	Interest Due	Accrued Balance	Net Unrealized Gain/Loss	Market Value	Market Value + Accrued
STLUCIE-Equities Sawgrass	58506Q109	MEDPACE HOLDINGS ORD	NA	NA	NA	30.00	03/05/2020	---	2,738.98	0.00	0.00	(537.58)	2,201.40	2,201.40
STLUCIE-Equities Sawgrass	29089Q105	EMERGENT BIOSOLUTIONS ORD	NA	NA	NA	40.00	03/05/2020	---	2,249.60	0.00	0.00	64.80	2,314.40	2,314.40
STLUCIE-Equities Sawgrass	159864107	CHRLS RIVER LABS ORD	NA	NA	NA	10.00	03/05/2020	---	1,608.70	0.00	0.00	(346.60)	1,262.10	1,262.10
STLUCIE-Equities Sawgrass	45826H109	INTEGER HOLDINGS ORD	NA	NA	NA	20.00	03/05/2020	---	1,738.75	0.00	0.00	(481.55)	1,257.20	1,257.20
STLUCIE-Equities Sawgrass	55305B101	M I HOMES ORD	NA	NA	NA	60.00	03/05/2020	---	2,261.60	0.00	0.00	(1,269.80)	991.80	991.80
STLUCIE-Equities Sawgrass	81619Q105	SELECT MEDICAL HOLDINGS ORD	NA	NA	NA	90.00	03/05/2020	---	2,134.43	0.00	0.00	(784.43)	1,350.00	1,350.00
STLUCIE-Equities Sawgrass	902673102	UFP TECHNOLOGIES ORD	NA	NA	NA	60.00	03/05/2020	---	3,009.09	0.00	0.00	(723.69)	2,285.40	2,285.40
STLUCIE-Equities Sawgrass	302081104	EXLSERVICE HOLDINGS ORD	NA	NA	NA	30.00	03/05/2020	---	2,289.85	0.00	0.00	(728.95)	1,560.90	1,560.90
STLUCIE-Equities Sawgrass	59001A102	MERITAGE HOMES ORD	NA	NA	NA	40.00	03/05/2020	---	2,687.69	0.00	0.00	(1,227.29)	1,460.40	1,460.40
STLUCIE-Equities Sawgrass	83125X103	SLEEP NUMBER ORD	NA	NA	NA	39.00	03/05/2020	---	1,782.65	0.00	0.00	(1,035.41)	747.24	747.24
STLUCIE-Equities Sawgrass	194591104	COLLEGIUM PHARMACEUTICAL ORD	NA	NA	NA	130.00	03/05/2020	---	2,905.06	0.00	0.00	(782.16)	2,122.90	2,122.90
STLUCIE-Equities Sawgrass	703395103	PATTERSON COMPANIES ORD	NA	NA	NA	90.00	03/05/2020	---	2,149.55	0.00	0.00	(773.45)	1,376.10	1,376.10
STLUCIE-Equities Sawgrass	92645B103	VICTORY CAPITAL HOLDINGS CL A ORD	NA	NA	NA	110.00	03/05/2020	---	2,267.69	0.00	0.00	(468.09)	1,799.60	1,799.60
STLUCIE-Equities Sawgrass	037833100	APPLE ORD	NA	NA	NA	380.00	03/09/2020	---	111,967.91	0.00	0.00	(15,337.71)	96,630.20	96,630.20
STLUCIE-Equities Sawgrass	037833100	APPLE ORD	NA	NA	NA	390.00	03/10/2020	---	110,418.75	0.00	0.00	(11,245.65)	99,173.10	99,173.10
STLUCIE-Equities Sawgrass	594918104	MICROSOFT ORD	NA	NA	NA	680.00	03/09/2020	---	113,726.60	0.00	0.00	(6,483.80)	107,242.80	107,242.80
STLUCIE-Equities Sawgrass	594918104	MICROSOFT ORD	NA	NA	NA	680.00	03/10/2020	---	110,520.40	0.00	0.00	(3,277.60)	107,242.80	107,242.80
STLUCIE-Equities Sawgrass	57636Q104	MASTERCARD CL A ORD	NA	NA	NA	330.00	03/10/2020	---	93,497.28	0.00	0.00	(13,782.48)	79,714.80	79,714.80
STLUCIE-Equities Sawgrass	02079K305	ALPHABET CL A ORD	NA	NA	NA	60.00	03/10/2020	---	79,519.20	0.00	0.00	(9,802.20)	69,717.00	69,717.00
STLUCIE-Equities Sawgrass	02079K305	ALPHABET CL A ORD	NA	NA	NA	60.00	03/10/2020	---	76,266.73	0.00	0.00	(6,549.73)	69,717.00	69,717.00
STLUCIE-Equities Sawgrass	02079K305	ALPHABET CL A ORD	NA	NA	NA	60.00	03/10/2020	---	34,027.91	0.00	0.00	(4,422.61)	29,605.30	29,605.30
STLUCIE-Equities Sawgrass	037833100	APPLE ORD	NA	NA	NA	200.00	03/11/2020	---	54,831.00	0.00	0.00	(3,973.00)	50,858.00	50,858.00
STLUCIE-Equities Sawgrass	594918104	MICROSOFT ORD	NA	NA	NA	300.00	03/11/2020	---	46,413.51	0.00	0.00	899.49	47,313.00	47,313.00
STLUCIE-Equities Sawgrass	147528103	CASEY'S GENERAL STORES ORD	NA	NA	NA	10.00	03/12/2020	---	1,697.85	0.00	0.00	(372.95)	1,324.90	1,324.90
STLUCIE-Equities Sawgrass	92645B103	VICTORY CAPITAL HOLDINGS CL A ORD	NA	NA	NA	210.00	03/12/2020	---	3,414.77	0.00	0.00	20.83	3,435.60	3,435.60
STLUCIE-Equities Sawgrass	31847R102	FIRST AMERICAN FINANCIAL ORD	NA	NA	NA	37.00	03/12/2020	---	2,210.38	0.00	0.00	(641.21)	1,569.17	1,569.17
STLUCIE-Equities Sawgrass	189054109	CLOROX ORD	NA	NA	NA	31.00	03/12/2020	---	5,273.72	0.00	0.00	97.03	5,370.75	5,370.75
STLUCIE-Equities Sawgrass	001744101	AMN HEALTHCARE ORD	NA	NA	NA	40.00	03/12/2020	---	2,734.93	0.00	0.00	(422.53)	2,312.40	2,312.40
STLUCIE-Equities Sawgrass	58506Q109	MEDPACE HOLDINGS ORD	NA	NA	NA	30.00	03/12/2020	---	2,669.85	0.00	0.00	(468.45)	2,201.40	2,201.40
STLUCIE-Equities Sawgrass	29089Q105	EMERGENT BIOSOLUTIONS ORD	NA	NA	NA	50.00	03/12/2020	---	2,719.07	0.00	0.00	173.93	2,893.00	2,893.00
STLUCIE-Equities Sawgrass	159864107	CHRLS RIVER LABS ORD	NA	NA	NA	20.00	03/12/2020	---	2,856.59	0.00	0.00	(332.39)	2,524.20	2,524.20
STLUCIE-Equities Sawgrass	45826H109	INTEGER HOLDINGS ORD	NA	NA	NA	40.00	03/12/2020	---	3,215.17	0.00	0.00	(700.77)	2,514.40	2,514.40
STLUCIE-Equities Sawgrass	81619Q105	SELECT MEDICAL HOLDINGS ORD	NA	NA	NA	140.00	03/12/2020	---	2,984.25	0.00	0.00	(884.25)	2,100.00	2,100.00
STLUCIE-Equities Sawgrass	302081104	EXLSERVICE HOLDINGS ORD	NA	NA	NA	40.00	03/12/2020	---	2,773.38	0.00	0.00	(692.18)	2,081.20	2,081.20
STLUCIE-Equities Sawgrass	703395103	PATTERSON COMPANIES ORD	NA	NA	NA	140.00	03/12/2020	---	3,038.31	0.00	0.00	(897.71)	2,140.60	2,140.60
STLUCIE-Equities Sawgrass	427866108	HERSHEY FOODS ORD	NA	NA	NA	37.00	03/12/2020	---	5,564.43	0.00	0.00	(661.93)	4,902.50	4,902.50
STLUCIE-Equities Sawgrass	G1151C101	ACCENTURE CL A ORD	NA	NA	NA	40.00	03/12/2020	---	6,837.20	0.00	0.00	(306.80)	6,530.40	6,530.40
STLUCIE-Equities Sawgrass	57636Q104	MASTERCARD CL A ORD	NA	NA	NA	320.00	03/13/2020	---	85,743.10	0.00	0.00	(8,443.90)	77,299.20	77,299.20
STLUCIE-Equities Sawgrass	02079K305	ALPHABET CL A ORD	NA	NA	NA	40.00	03/13/2020	---	48,383.73	0.00	0.00	(1,905.73)	46,478.00	46,478.00
STLUCIE-Equities Sawgrass	74838J101	QUIDEL ORD	NA	NA	NA	20.00	03/13/2020	---	1,756.20	0.00	0.00	200.00	1,956.20	1,956.20
STLUCIE-Equities Sawgrass	001744101	AMN HEALTHCARE ORD	NA	NA	NA	30.00	03/16/2020	---	1,936.44	0.00	0.00	(202.14)	1,734.30	1,734.30
STLUCIE-Equities Sawgrass	29089Q105	EMERGENT BIOSOLUTIONS ORD	NA	NA	NA	30.00	03/16/2020	---	1,580.06	0.00	0.00	155.74	1,735.80	1,735.80
STLUCIE-Equities Sawgrass	302941109	FTI CONSULTING ORD	NA	NA	NA	10.00	03/16/2020	---	1,111.62	0.00	0.00	86.08	1,197.70	1,197.70
STLUCIE-Equities Sawgrass	194591104	COLLEGIUM PHARMACEUTICAL ORD	NA	NA	NA	110.00	03/16/2020	---	1,708.55	0.00	0.00	87.75	1,796.30	1,796.30
STLUCIE-Equities Sawgrass	703395103	PATTERSON COMPANIES ORD	NA	NA	NA	160.00	03/16/2020	---	2,141.15	0.00	0.00	(459.25)	1,681.90	1,681.90
STLUCIE-Equities Sawgrass	57636Q104	MASTERCARD CL A ORD	NA	NA	NA	110.00	03/16/2020	---	38,783.36	0.00	0.00	(1,333.76)	38,649.60	38,649.60
STLUCIE-Equities Sawgrass	92645B103	VICTORY CAPITAL HOLDINGS CL A ORD	NA	NA	NA	150.00	03/16/2020	---	1,939.92	0.00	0.00	514.08	2,454.00	2,454.00
STLUCIE-Equities Sawgrass	02079K305	ALPHABET CL A ORD	NA	NA	NA	40.00	03/16/2020	---	44,779.64	0.00	0.00	1,698.36	46,478.00	46,478.00
STLUCIE-Equities Sawgrass	81619Q105	SELECT MEDICAL HOLDINGS ORD	NA	NA	NA	120.00	03/16/2020	---	2,104.75	0.00	0.00	(304.75)	1,800.00	1,800.00
STLUCIE-Equities Sawgrass	11135F101	BROADCOM ORD	NA	NA	NA	370.00	03/16/2020	---	84,190.32	0.00	0.00	3,536.68	87,727.00	87,727.00
STLUCIE-Equities Sawgrass	185899101	CLEVELAND CLIFFS ORD	NA	NA	NA	210.00	02/28/2020	---	44,617.99	0.00	0.00	(367.50)	49,791.00	49,791.00
STLUCIE-Equities Sawgrass	185899101	CLEVELAND CLIFFS ORD	NA	NA	NA	150.00	03/18/2020	---	960.00	0.00	0.00	(367.50)	592.50	592.50
STLUCIE-Equities Sawgrass	57636Q104	MASTERCARD CL A ORD	NA	NA	NA	220.00	03/18/2020	---	53,780.12	0.00	0.00	(636.92)	53,143.20	53,143.20
STLUCIE-Equities Sawgrass	177376100	CITRIX SYSTEMS ORD	NA	NA	NA	390.00	03/18/2020	---	42,544.44	0.00	0.00	12,660.06	55,204.50	55,204.50
STLUCIE-Equities Sawgrass	92645B103	VICTORY CAPITAL HOLDINGS CL A ORD	NA	NA	NA	130.00	03/18/2020	---	1,796.96	0.00	0.00	329.84	2,126.80	2,126.80
STLUCIE-Equities Sawgrass	127190304	CACI INTERNATIONAL CL A ORD	NA	NA	NA	10.00	03/18/2020	---	1,971.98	0.00	0.00	139.52	2,111.50	2,111.50
STLUCIE-Equities Sawgrass	001744101	AMN HEALTHCARE ORD	NA	NA	NA	20.00	03/18/2020	---	1,466.95	0.00	0.00	(110.75)	1,356.20	1,356.20
STLUCIE-Equities Sawgrass	58506Q109	MEDPACE HOLDINGS ORD	NA	NA	NA	50.00	03/18/2020	---	3,610.97	0.00	0.00	58.03	3,669.00	3,669.00
STLUCIE-Equities Sawgrass	302941109	FTI CONSULTING ORD	NA	NA	NA	10.00	03/18/2020	---	1,127.96	0.00	0.00	69.74	1,197.70	1,197.70
STLUCIE-Equities Sawgrass	02079K305	ALPHABET CL A ORD	NA	NA	NA	20.00	03/18/2020	---	22,066.87	0.00	0.00	1,172.13	23,239.00	23,239.00

ST. LUCIE COUNTY BOARD OF COUNTY COMMISSIONERS
 INVESTMENT PORTFOLIO
 AS OF MARCH 31, 2020

Account	Identifier	Description	S&P Rating	Fitch Rating	Moody's Rating	Current Units	Settle Date	Final Maturity	Book Value	Interest Due	Accrued Balance	Net Unrealized Gain/Loss	Market Value	Market Value + Accrued
STLUCIE-Equities Sawgrass	19459J104	COLLEGIUM PHARMACEUTICAL ORD	NA	NA	NA	110.00	03/18/2020	---	1,728.75	0.00	0.00	67.55	1,796.30	1,796.30
STLUCIE-Equities Sawgrass	00971T101	AKAMAI TECHNOLOGIES ORD	NA	NA	NA	510.00	03/18/2020	---	41,051.89	0.00	0.00	5,608.01	46,659.90	46,659.90
STLUCIE-Equities Sawgrass	337738108	FISERV ORD	NA	NA	NA	870.00	03/18/2020	---	79,820.85	0.00	0.00	2,820.45	82,641.30	82,641.30
STLUCIE-Equities Sawgrass	337738108	FISERV ORD	NA	NA	NA	850.00	03/18/2020	---	73,831.85	0.00	0.00	6,909.65	80,741.50	80,741.50
STLUCIE-Equities Sawgrass	11135F101	BROADCOM ORD	NA	NA	NA	320.00	03/18/2020	---	66,262.46	0.00	0.00	9,609.54	75,872.00	75,872.00
STLUCIE-Equities Sawgrass	337738108	FISERV ORD	NA	NA	NA	650.00	03/20/2020	---	50,595.87	0.00	0.00	11,147.63	61,743.50	61,743.50
STLUCIE-Equities Sawgrass	11135F101	BROADCOM ORD	NA	NA	NA	130.00	03/18/2020	---	25,508.72	0.00	0.00	5,314.28	30,823.00	30,823.00
STLUCIE-Equities Sawgrass	74838J101	QUIDEL ORD	NA	NA	NA	20.00	03/19/2020	---	1,793.59	0.00	0.00	162.81	1,956.20	1,956.20
STLUCIE-Equities Sawgrass	931142103	WALMART ORD	NA	NA	NA	49.00	03/20/2020	---	6,061.30	26.46	0.00	(493.92)	5,567.38	5,567.38
STLUCIE-Equities Sawgrass	739276103	POWER INTEGRATIONS ORD	NA	NA	NA	30.00	03/20/2020	---	2,695.35	0.00	0.00	(45.45)	2,649.90	2,649.90
STLUCIE-Equities Sawgrass	17275R102	CISCO SYSTEMS ORD	NA	NA	NA	2,480.00	03/20/2020	---	88,087.86	0.00	0.00	9,400.94	97,488.80	97,488.80
STLUCIE-Equities Sawgrass	126349109	CSG SYSTEMS INTERNATIONAL ORD	NA	NA	NA	60.00	03/20/2020	---	2,588.70	0.00	0.00	(77.70)	2,511.00	2,511.00
STLUCIE-Equities Sawgrass	441593100	HOULIHAN LOK CL A ORD	NA	NA	NA	50.00	03/20/2020	---	2,361.00	0.00	0.00	245.00	2,606.00	2,606.00
STLUCIE-Equities Sawgrass	147528103	CASEY'S GENERAL STORES ORD	NA	NA	NA	10.00	03/20/2020	---	1,650.00	0.00	0.00	(325.10)	1,324.90	1,324.90
STLUCIE-Equities Sawgrass	501044101	KROGER ORD	NA	NA	NA	138.00	03/20/2020	---	4,758.24	0.00	0.00	(601.68)	4,156.56	4,156.56
STLUCIE-Equities Sawgrass	001744101	AMN HEALTHCARE ORD	NA	NA	NA	20.00	03/20/2020	---	1,542.06	0.00	0.00	(115.20)	1,426.86	1,426.86
STLUCIE-Equities Sawgrass	368736104	GENERAC HOLDINGS ORD	NA	NA	NA	30.00	03/20/2020	---	2,599.50	0.00	0.00	195.60	2,795.10	2,795.10
STLUCIE-Equities Sawgrass	302941109	FTI CONSULTING ORD	NA	NA	NA	20.00	03/20/2020	---	2,351.92	0.00	0.00	43.48	2,395.40	2,395.40
STLUCIE-Equities Sawgrass	209115104	CONSOLIDATED EDISON ORD	NA	NA	NA	340.00	03/20/2020	---	26,802.91	0.00	0.00	5,493.69	32,296.60	32,296.60
STLUCIE-Equities Sawgrass	023135106	AMAZON COM ORD	NA	NA	NA	56.00	03/20/2020	---	4,981.20	0.00	0.00	(613.20)	4,368.00	4,368.00
STLUCIE-Equities Sawgrass	62914B100	NIC ORD	NA	NA	NA	70.00	03/24/2020	---	135,280.59	0.00	0.00	1,199.81	136,480.40	136,480.40
STLUCIE-Equities Sawgrass	29148100	AMAZON COM ORD	NA	NA	NA	90.00	03/24/2020	---	1,759.19	0.00	0.00	310.81	2,070.00	2,070.00
STLUCIE-Equities Sawgrass	023436108	AMEDISYS ORD	NA	NA	NA	10.00	03/24/2020	---	1,823.28	0.00	0.00	12.12	1,835.40	1,835.40
STLUCIE-Equities Sawgrass	74758T303	QUALYS ORD	NA	NA	NA	20.00	03/24/2020	---	1,591.45	0.00	0.00	148.35	1,739.80	1,739.80
STLUCIE-Equities Sawgrass	739276103	POWER INTEGRATIONS ORD	NA	NA	NA	10.00	03/26/2020	---	894.50	0.00	0.00	(11.20)	883.30	883.30
STLUCIE-Equities Sawgrass	62914B100	NIC ORD	NA	NA	NA	90.00	03/26/2020	---	1,838.94	0.00	0.00	231.06	2,070.00	2,070.00
STLUCIE-Equities Sawgrass	28238P109	EHEALTH ORD	NA	NA	NA	10.00	03/26/2020	---	1,230.16	0.00	0.00	178.04	1,408.20	1,408.20
STLUCIE-Equities Sawgrass	28238P109	EHEALTH ORD	NA	NA	NA	10.00	03/26/2020	---	1,200.31	0.00	0.00	207.89	1,408.20	1,408.20
STLUCIE-Equities Sawgrass	69753M105	PALOMAR HOLDINGS ORD	NA	NA	NA	10.00	03/26/2020	---	535.60	0.00	0.00	46.00	581.60	581.60
STLUCIE-Equities Sawgrass	609839105	MONOLITHIC POWER SYSTEMS ORD	NA	NA	NA	10.00	03/27/2020	---	1,612.20	5.00	0.00	62.40	1,674.60	1,674.60
STLUCIE-Equities Sawgrass	28238P109	EHEALTH ORD	NA	NA	NA	5.00	03/27/2020	---	610.23	0.00	0.00	93.87	704.10	704.10
STLUCIE-Equities Sawgrass	69753M105	PALOMAR HOLDINGS ORD	NA	NA	NA	15.00	03/27/2020	---	750.27	0.00	0.00	122.13	872.40	872.40
STLUCIE-Equities Sawgrass	45772F107	INPHI ORD	NA	NA	NA	25.00	03/27/2020	---	1,793.91	0.00	0.00	185.34	1,979.25	1,979.25
STLUCIE-Equities Sawgrass	40637H109	HALOZYME THERAPEUTICS ORD	NA	NA	NA	10.00	03/27/2020	---	1,834.14	0.00	0.00	144.76	1,978.90	1,978.90
STLUCIE-Equities Sawgrass	09239B109	BLACKLINE ORD	NA	NA	NA	35.00	03/27/2020	---	1,714.58	0.00	0.00	126.77	1,841.35	1,841.35
STLUCIE-Equities Sawgrass	338307101	FIVE9 ORD	NA	NA	NA	25.00	03/27/2020	---	1,814.88	0.00	0.00	96.62	1,911.50	1,911.50
STLUCIE-Equities Sawgrass	594918104	MICROSOFT ORD	NA	NA	NA	10.00	03/30/2020	---	1,534.30	0.00	0.00	42.80	1,577.10	1,577.10
STLUCIE-Equities Sawgrass	57636Q104	MASTERCARD CL A ORD	NA	NA	NA	4.00	03/30/2020	---	1,042.96	0.00	0.00	(76.72)	966.24	966.24
STLUCIE-Equities Sawgrass	74758T303	QUALYS ORD	NA	NA	NA	25.00	03/30/2020	---	2,170.38	0.00	0.00	4.37	2,174.75	2,174.75
STLUCIE-Equities Sawgrass	023135106	AMAZON COM ORD	NA	NA	NA	4.00	03/30/2020	---	7,679.52	0.00	0.00	119.36	7,798.88	7,798.88
STLUCIE-Equities Sawgrass	55616P104	MACYS ORD	NA	NA	NA	108.00	03/31/2020	---	598.86	0.00	0.00	(68.58)	530.28	530.28
STLUCIE-Equities Sawgrass	08160H101	BENCHMARK ELECTRONICS ORD	NA	NA	NA	3.00	03/31/2020	---	56.43	0.48	0.00	3.54	59.97	59.97
STLUCIE-Equities Sawgrass	053807103	AVNET ORD	NA	NA	NA	6.00	03/31/2020	---	147.78	0.00	0.00	2.82	150.60	150.60
STLUCIE-Equities Sawgrass	12662P108	CVR ENERGY ORD	NA	NA	NA	14.00	03/31/2020	---	214.34	0.00	0.00	17.08	231.42	231.42
STLUCIE-Equities Sawgrass	039380407	ARCH COAL CL A ORD	NA	NA	NA	6.00	03/31/2020	---	172.44	0.00	0.00	0.96	173.40	173.40
STLUCIE-Equities Sawgrass	01973R101	ALLISON TRANSMISSION HOLDINGS ORD	NA	NA	NA	19.00	03/31/2020	---	617.50	0.00	0.00	2.09	619.59	619.59
STLUCIE-Equities Sawgrass	78573M104	SABRE ORD	NA	NA	NA	24.00	03/31/2020	---	141.72	0.00	0.00	0.60	142.32	142.32
STLUCIE-Equities Sawgrass	488152208	KELLY SERVICES CL A ORD	NA	NA	NA	18.00	03/31/2020	---	214.02	0.00	0.00	14.40	228.42	228.42
STLUCIE-Equities Sawgrass	218681104	CORE MARK HOLDING ORD	NA	NA	NA	30.00	03/31/2020	---	808.20	0.00	0.00	48.90	857.10	857.10
STLUCIE-Equities Sawgrass	421906108	HEALTHCARE SERVICES ORD	NA	NA	NA	43.00	03/31/2020	---	959.33	0.00	0.00	68.80	1,028.13	1,028.13
STLUCIE-Equities Sawgrass	62914B100	NIC ORD	NA	NA	NA	46.00	03/31/2020	---	961.40	0.00	0.00	96.60	1,058.00	1,058.00
STLUCIE-Equities Sawgrass	09215C105	BLACK KNIGHT ORD	NA	NA	NA	2.00	03/31/2020	---	113.20	0.00	0.00	2.92	116.12	116.12
STLUCIE-Equities Sawgrass	12008R107	BUILDERS FIRSTSOURCE ORD	NA	NA	NA	16.00	03/31/2020	---	213.28	0.00	0.00	(17.60)	195.68	195.68
STLUCIE-Equities Sawgrass	40425J101	HMS HOLDINGS ORD	NA	NA	NA	33.00	03/31/2020	---	822.69	0.00	0.00	11.22	833.91	833.91
STLUCIE-Equities Sawgrass	83125X103	SLEEP NUMBER ORD	NA	NA	NA	33.00	03/31/2020	---	737.14	0.00	0.00	(104.86)	632.28	632.28
STLUCIE-Equities Sawgrass	48123V102	J2 GLOBAL ORD	NA	NA	NA	3.00	03/31/2020	---	206.09	0.00	0.00	18.46	224.55	224.55
STLUCIE-Equities Sawgrass	703395103	PATTEKSON COMPANIES ORD	NA	NA	NA	11.00	03/31/2020	---	181.53	0.00	0.00	(13.34)	168.19	168.19
STLUCIE-Equities Sawgrass	371901109	GENTEX ORD	NA	NA	NA	10.00	03/31/2020	---	216.37	0.00	0.00	5.23	221.60	221.60
STLUCIE-Equities Sawgrass	902252105	TYLER TECHNOLOGIES ORD	NA	NA	NA	1.00	03/31/2020	---	283.44	0.00	0.00	13.12	296.56	296.56
STLUCIE-Equities Sawgrass	466313103	JABIL ORD	NA	NA	NA	9.00	03/31/2020	---	212.58	0.00	0.00	8.64	221.22	221.22

**ST. LUCIE COUNTY BOARD OF COUNTY COMMISSIONERS
INVESTMENT PORTFOLIO
AS OF MARCH 31, 2020**

Account	Identifier	Description	S&P Rating	Fitch Rating	Moody's Rating	Current Units	Settle Date	Final Maturity	Book Value	Interest Due	Accrued Balance	Net Unrealized Gain/Loss	Market Value	Market Value + Accrued
STLUCIE-Equities Sawgrass	833034101	SNAP ON ORD	NA	NA	NA	2.00	03/31/2020	---	207.02	0.00	0.00	10.62	217.64	217.64
STLUCIE-Equities Sawgrass	095502106	BOOZ ALLEN HAMILTON HOLDING CL A ORD	NA	NA	NA	1.00	03/31/2020	---	68.46	0.00	0.00	0.18	68.64	68.64
STLUCIE-Equities Sawgrass	436106108	HOLLYFRONTIER ORD	NA	NA	NA	6.00	03/31/2020	---	145.50	0.00	0.00	1.56	147.06	147.06
STLUCIE-Equities Sawgrass	185899101	CLEVELAND CLIFFS ORD	NA	NA	NA	100.00	03/31/2020	---	378.33	0.00	0.00	16.67	395.00	395.00
STLUCIE-Equities Sawgrass	67011P100	NOW ORD	NA	NA	NA	132.00	03/31/2020	---	749.10	0.00	0.00	(67.98)	681.12	681.12
STLUCIE-Equities Sawgrass	30161Q104	EXELIXIS ORD	NA	NA	NA	65.00	03/31/2020	---	1,110.77	0.00	0.00	8.53	1,119.30	1,119.30
STLUCIE-Equities Sawgrass	74340E103	PROGYNY ORD	NA	NA	NA	34.00	03/31/2020	---	745.45	0.00	0.00	(24.99)	720.46	720.46
STLUCIE-Equities Sawgrass	N72482123	QIAGEN ORD	NA	NA	NA	23.00	03/31/2020	---	930.55	0.00	0.00	26.45	956.80	956.80
STLUCIE-Equities Sawgrass	00090Q103	ADT ORD	NA	NA	NA	176.00	03/31/2020	---	799.39	0.00	0.00	(39.07)	760.32	760.32
STLUCIE-Equities Sawgrass	896749108	TRIPLE S MANAGEMENT CL B ORD	NA	NA	NA	53.00	03/31/2020	---	749.46	0.00	0.00	(2.16)	747.30	747.30
STLUCIE-Equities Sawgrass	46429B689	ISHARES:EDGE MSCI MVEAFE	NA	NA	NA	6,569.00	07/22/2016	---	438,152.30	0.00	0.00	(30,545.85)	407,606.45	407,606.45
STLUCIE-Equities Sawgrass	922042775	VANGUARD FTSE XUS ETF	NA	NA	NA	12,420.00	12/08/2016	---	547,722.00	0.00	0.00	(38,253.60)	509,468.40	509,468.40
STLUCIE-Equities Sawgrass	464287630	ISHARES:RUSS 2000 VL ETF	NA	NA	NA	876.00	12/08/2016	---	102,229.11	0.00	0.00	(30,370.83)	71,858.28	71,858.28
STLUCIE-Equities Sawgrass	922042858	VANGUARD EM ST I ETF	NA	NA	NA	2,308.00	12/08/2016	---	83,272.41	0.00	0.00	(5,839.01)	77,433.40	77,433.40
STLUCIE-Equities Sawgrass	46429B689	ISHARES:EDGE MSCI MVEAFE	NA	NA	NA	482.00	12/08/2016	---	29,879.08	0.00	0.00	29.02	29,908.10	29,908.10
STLUCIE-Equities Sawgrass	922042858	VANGUARD EM ST I ETF	NA	NA	NA	560.00	12/14/2016	---	20,572.05	0.00	0.00	(1,784.05)	18,788.00	18,788.00
STLUCIE-Equities Sawgrass	922042858	VANGUARD EM ST I ETF	NA	NA	NA	130.00	05/30/2018	---	5,869.50	0.00	0.00	(1,508.00)	4,361.50	4,361.50
STLUCIE-Equities Sawgrass	922042775	VANGUARD FTSE XUS ETF	NA	NA	NA	540.00	05/30/2018	---	29,314.93	0.00	0.00	(7,164.13)	22,150.80	22,150.80
STLUCIE-Equities Sawgrass	46429B689	ISHARES:EDGE MSCI MVEAFE	NA	NA	NA	320.00	05/30/2018	---	23,632.00	0.00	0.00	(3,776.00)	19,856.00	19,856.00
STLUCIE-Equities Sawgrass	922042858	VANGUARD EM ST I ETF	NA	NA	NA	190.00	12/20/2019	---	8,467.55	0.00	0.00	(2,092.85)	6,374.50	6,374.50
STLUCIE-Equities Sawgrass	46429B689	ISHARES:EDGE MSCI MVEAFE	NA	NA	NA	480.00	12/20/2019	---	35,496.00	0.00	0.00	(5,712.00)	29,784.00	29,784.00
STLUCIE-Equities Sawgrass	464287630	ISHARES:RUSS 2000 VL ETF	NA	NA	NA	130.00	12/20/2019	---	16,679.00	0.00	0.00	(6,015.10)	10,663.90	10,663.90
STLUCIE-Equities Sawgrass	922042775	VANGUARD FTSE XUS ETF	NA	NA	NA	840.00	12/20/2019	---	45,334.30	0.00	0.00	(10,877.50)	34,456.80	34,456.80
STLUCIE-Equities Sawgrass	110122157	BRISTOL MYERS SQ RTS WI	NA	NA	NA	75.00	11/21/2019	---	0.00	0.00	0.00	285.00	285.00	285.00
									8,176,216.14	3,848.86	0.00	(587,944.43)	7,588,271.71	7,588,271.71
TOTAL									306,482,036.64	4,959.32	781,438.29	3,529,227.49	310,011,264.12	310,792,702.41