



MICHELLE R. MILLER
CLERK & COMPTROLLER
ST. LUCIE COUNTY, FLORIDA

February 4, 2022

The Honorable, Sean Mitchell, Chair
St. Lucie County Board of County Commissioners
2300 Virginia Avenue
Fort Pierce, Florida 34982

Re: Investment Report for Quarter Ending December 31, 2021

Dear Commissioner Mitchell,

Sean!

I am pleased to share with you the 1st Quarter Investment Report for the fiscal year 2022.

The Investment Report includes the following:

- Investment Summary
- Portfolio Diversification, Maturity Distribution, Issuer Concentration, and Top 10 Holdings charts
- Investment Portfolio Detail

All investment activities were in compliance with the bid process as outlined in the Investment Policy. All of the investment categories and portfolio composition percentages are in accordance with the Investment Policy approved by the Board of County Commissioners.

The information is provided to you, the Honorable Members of the Board of County Commissioners, and the Investment Committee as required by the Investment Policy. Please do not hesitate to contact our office should you have questions.

Cordially,

Michelle R. Miller
Clerk & Comptroller

TOGETHER WE ASPIRE. TOGETHER WE ACHIEVE.



MICHELLE R. MILLER
CLERK & COMPTROLLER
ST. LUCIE COUNTY, FLORIDA

Enclosures
February 4, 2022
The Honorable Sean Mitchell, Chair

cc:
District 1 Commissioner, Chris Dzadovsky
District 3 Commissioner, Linda Bartz
District 4 Commissioner, Frannie Hutchinson
District 5 Commissioner, Cathy Townsend
Howard Tipton, County Administrator
Dan McIntyre, County Attorney
Jennifer Hill, OMB Director
Investment Committee Members
Budget Committee Members

TOGETHER WE ASPIRE. TOGETHER WE ACHIEVE.

**ST LUCIE COUNTY, FLORIDA
BOARD OF COUNTY COMMISSIONERS
INVESTMENT SUMMARY
AS OF DECEMBER 31, 2021**

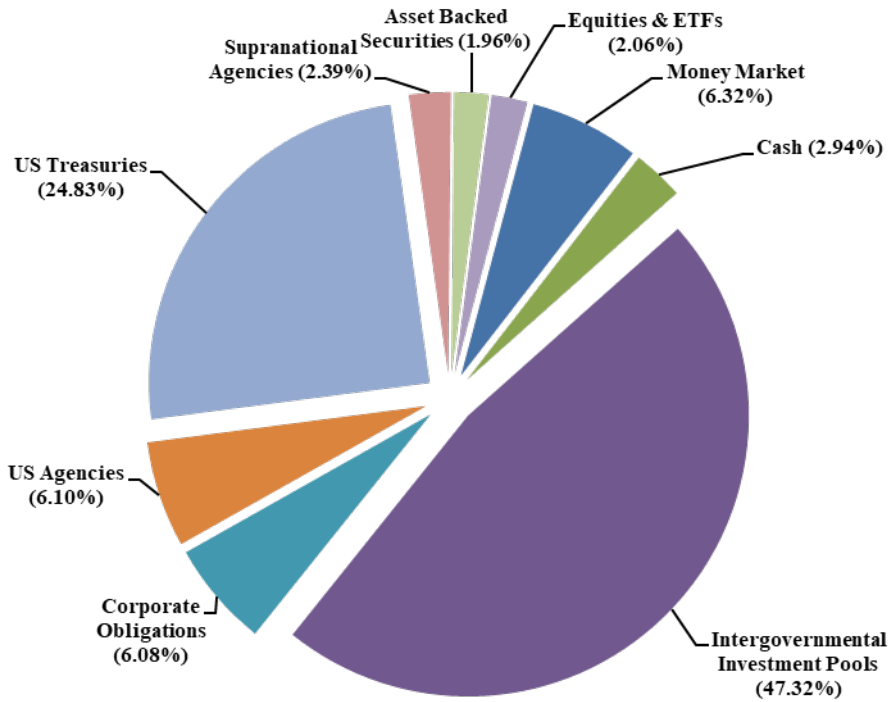
Portfolio Composition	Dollars Invested	Market Value Plus Accrued	Percentage of Total Portfolio	Maximum Allowable Percentage
<i>CASH</i>	\$ 15,048,396	\$ 15,048,396	2.94%	25%
<i>MONEY MARKET</i>	32,311,219	32,311,219	6.32%	80%
<i>INTERGOVERNMENTAL INVESTMENT POOLS</i>	242,070,730	242,070,730	47.32%	50%
<i>CORPORATE OBLIGATIONS</i>	31,066,949	31,096,469	6.08%	50%
<i>US AGENCIES</i>	31,356,183	31,196,776	6.10%	50%
<i>US TREASURIES</i>	128,079,293	126,985,097	24.83%	100%
<i>SUPRANATIONAL AGENCIES</i>	12,200,689	12,218,523	2.39%	25%
<i>ASSET BACKED SECURITIES</i>	10,126,879	10,043,487	1.96%	25%
<i>EQUITIES and EXCHANGE TRADED FUNDS</i>	8,447,559	10,513,415	2.06%	10%
TOTAL INVESTMENTS	\$ 510,707,897	\$ 511,484,112	100%	

Cash and Fixed Income Summary	
Risk Metric	Value
Cash	\$15,048,396
Money Market & Intergovernmental Investment Pools	\$274,381,949
Fixed Income	\$211,540,352
Years to Final Maturity	1.032
Book Yield (1)	0.322%
Yield (2)	0.74%
Average Credit Rating	AA/Aa2/AA

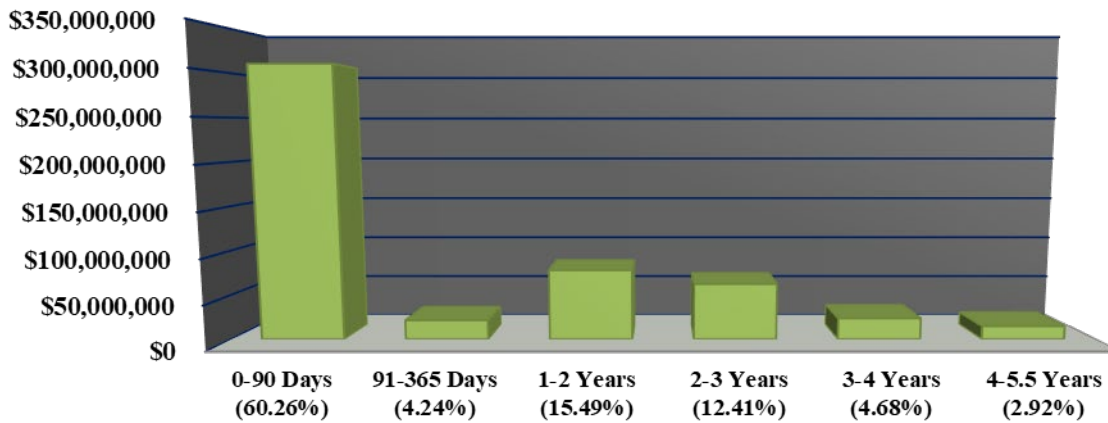
(1) Book Yield - Book yield (purchase yield) is the rate that all future cash flows discounted to the book value. This is a projected return at time of purchase.

(2) Yield - Yield (current yield) is a bond's annual return on its annual coupon payments and current market price.

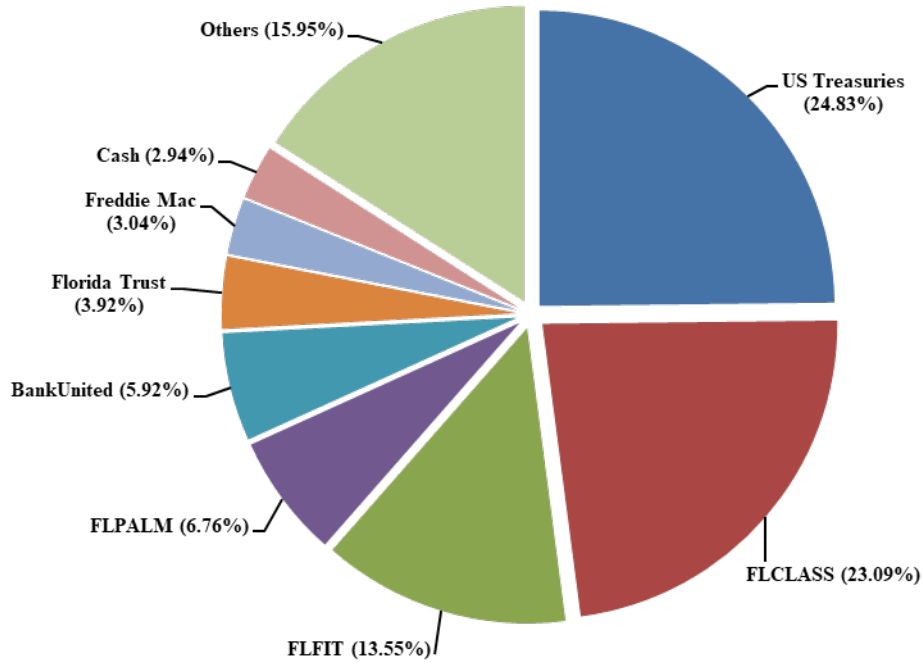
Portfolio Diversification



Maturity Distribution



Issuer Concentration



Top Ten Holdings

Rank	Issuer Name	Book Value	Market Value Plus Accrued	% of Market Plus Accrued
1	US Treasuries	\$ 128,079,293	\$ 126,985,097	24.83%
2	FLCLASS	118,113,043	118,113,043	23.09%
3	FLFIT	69,307,457	69,307,457	13.55%
4	FLPALM	34,589,333	34,589,333	6.76%
5	BankUnited Money Market Account	30,263,457	30,263,457	5.92%
6	Florida Trust	20,060,898	16,963,596	3.92%
7	Freddie Mac	15,629,959	15,548,236	3.04%
8	Cash	15,048,396	15,048,396	2.94%
9	Fannie Mae	8,804,953	8,765,478	1.71%
10	Farm Credit System	4,541,426	4,508,519	0.88%
Total		\$ 444,438,215	\$ 440,092,612	86.64%

**ST. LUCIE COUNTY BOARD OF COUNTY COMMISSIONERS
INVESTMENT PORTFOLIO
AS OF DECEMBER 31, 2021**

CASH	Account	Identifier	Description	S&P Rating	Fitch Rating	Moody's Rating	Current Units	Settle Date	Final Maturity	Book Value	Interest Due	Accrued Balance	Net Unrealized Gain/Loss	Market Value	Market Value + Accrued
	STLUCIE-PFM	CCYUSD	Receivable	AAA	AAA	Aaa	0.50	---	12/31/2021	0.50	0.00	0.00	0.00	0.50	0.5
	STLUCIE-Sawgrass	CCYUSD	Receivable	AAA	AAA	Aaa	6.80	---	12/31/2021	6.80	0.00	0.00	0.00	6.80	6.8
	STLUCIE-Cash Sol	CCYUSD	Cash	AAA	AAA	Aaa	6.43	---	12/31/2021	6.43	0.00	0.00	0.00	6.43	6.43
	STLUCIE-Cash Sol	CCYUSD	Payable	AAA	AAA	Aaa	(0.02)	---	12/31/2021	(0.02)	0.00	0.00	0.00	(0.02)	-0.02
	STLUCIE-Cash in Bank	CCYUSD	Cash	AAA	AAA	Aaa	15,051,658.29	---	12/31/2021	15,051,658.29	0.00	0.00	0.00	15,051,658.29	15,051,658.29
	STLUCIE-Payden & Rygel	CCYUSD	Receivable	AAA	AAA	Aaa	1,806,918.18	---	12/31/2021	1,806,918.18	0.00	0.00	0.00	1,806,918.18	1,806,918.18
	STLUCIE-Payden & Rygel	CCYUSD	Payable	AAA	AAA	Aaa	(1,815,445.59)	---	12/31/2021	(1,815,445.59)	0.00	0.00	0.00	(1,815,445.59)	-181,544.59
	STLUCIE-Equities Sawgrass	CCYUSD	Cash	AAA	AAA	Aaa	(0.01)	---	12/31/2021	(0.01)	0.00	0.00	0.00	(0.01)	-0.01
	STLUCIE-Equities Sawgrass	CCYUSD	Receivable	AAA	AAA	Aaa	5,251.06	---	12/31/2021	5,251.06	0.00	0.00	0.00	5,251.06	5,251.06
							15,048,395.64			15,048,395.64	0.00	0.00	0.00	15,048,395.64	15,048,395.64
MONEY MARKET															
	STLUCIE-PFM	31846V443	FIRST AMER-GVT OBLG V	AAAm	AAA	Aaa	235,965.25	---	12/31/2021	235,965.25	0.50	0.00	0.00	235,965.25	235,965.25
	STLUCIE-Sawgrass	31846V443	FIRST AMER-GVT OBLG V	AAAm	AAA	Aaa	1,191,558.54	---	12/31/2021	1,191,558.54	6.80	0.00	0.00	1,191,558.54	1,191,558.54
	STLUCIE-Cash Sol	31846V443	FIRST AMER-GVT OBLG V	AAAm	AAA	Aaa	6,582.99	---	12/31/2021	6,582.99	0.00	0.00	0.00	6,582.99	6,582.99
	STLUCIE-Payden & Rygel	31846V443	FIRST AMER-GVT OBLG V	AAAm	AAA	Aaa	351,664.48	---	12/31/2021	351,664.48	2.34	0.00	0.00	351,664.48	351,664.48
	STLUCIE-Equities Sawgrass	31846V443	FIRST AMER-GVT OBLG V	AAAm	AAA	Aaa	261,980.02	---	12/31/2021	261,980.02	1.58	0.00	0.00	261,980.02	261,980.02
	STLUCIE-PFM	60934N625	FEDERATED HRMS PCO WLTH	AAAm	AAA	Aaa	0.00	12/04/2012	12/31/2021	0.00	(0.00)	0.00	0.00	0.00	0.00
	STLUCIE-Payden & Rygel	60934N625	FEDERATED HRMS PCO WLTH	AAAm	AAA	Aaa	0.00	12/04/2012	12/31/2021	0.00	(0.00)	0.00	0.00	0.00	0.00
	St Lucie - BankUnited	BANKUNITED	IDP Bank Holdings	NA	NA	NA	30,263,467.30	---	12/31/2021	30,263,467.30	0.00	0.00	0.00	30,263,467.30	30,263,467.30
							32,311,218.58			32,311,218.58	11.22	0.00	0.00	32,311,218.58	32,311,218.58
							118,113,043.01			118,113,043.01	0.00	0.00	0.00	118,113,043.01	118,113,043.01
							69,307,457.49			69,307,457.49	0.00	0.00	0.00	69,307,457.49	69,307,457.49
							20,060,897.87			20,060,897.87	0.00	0.00	0.00	20,060,897.87	20,060,897.87
							34,589,333.38			34,589,333.38	0.00	0.00	0.00	34,589,333.38	34,589,333.38
							242,070,731.75			242,070,731.75	0.00	0.00	0.00	242,070,731.75	242,070,731.75
							350,000.00	08/21/2017	01/06/2022	356,338.50	0.00	4,508.68	(6,289.50)	350,049.00	354,557.68
							350,000.00	05/08/2020	01/24/2022	370,160.00	0.00	6,868.75	(19,344.50)	350,815.50	357,684.25
							630,000.00	05/11/2017	05/11/2022	629,615.70	0.00	2,056.25	3,824.10	633,439.80	635,496.05
							1,340,000.00	09/08/2017	09/08/2022	1,337,279.80	0.00	9,043.14	18,063.20	1,355,343.00	1,364,386.14
							300,000.00	09/12/2017	09/12/2022	299,646.00	0.00	1,907.50	3,810.00	303,456.00	305,363.50
							425,000.00	04/16/2019	09/14/2022	417,639.00	0.00	2,905.35	12,881.75	430,520.75	433,426.10
							500,000.00	12/13/2019	09/14/2022	504,475.00	0.00	7,412.88	2,020.00	506,495.00	509,913.06
							1,125,000.00	09/11/2017	09/15/2022	1,121,602.50	0.00	3,165.28	(6,335.00)	1,136,936.25	1,144,058.13
							500,000.00	06/16/2021	09/15/2022	511,640.00	0.00	270.00	9,081.00	505,305.00	508,470.28
							225,000.00	07/19/2018	12/15/2022	220,572.00	0.00	270.00	0.00	229,653.00	229,923.00
							500,000.00	12/13/2019	12/15/2022	511,690.00	0.00	600.00	(1,350.00)	510,340.00	510,940.00
							500,000.00	12/16/2019	12/15/2022	511,470.00	0.00	600.00	0.00	510,340.00	510,940.00
							860,000.00	07/22/2019	01/24/2022	873,863.20	0.00	11,510.46	(12,719.40)	861,143.80	872,664.26
							750,000.00	06/16/2021	01/24/2022	762,915.00	0.00	10,038.19	(11,917.50)	750,997.50	761,035.69
							1,890,000.00	03/18/2019	02/23/2023	1,878,338.70	0.00	1,871.42	19,542.60	1,897,881.30	1,899,752.72
							145,000.00	03/07/2018	03/07/2023	144,973.90	0.00	1,549.69	4,473.25	149,447.15	150,996.84
							500,000.00	02/02/2021	03/07/2023	531,955.00	0.00	5,343.75	(16,620.00)	515,335.00	520,678.75
							565,000.00	04/29/2021	04/28/2023	564,406.75	0.00	296.63	(3,034.05)	561,372.70	561,669.33
							140,000.00	06/27/2018	06/26/2023	139,962.20	0.00	66.11	5,667.20	145,629.40	145,695.51
							560,000.00	06/27/2018	06/26/2023	560,408.80	0.00	264.44	22,108.80	582,517.60	582,782.04
							500,000.00	12/13/2019	06/26/2023	525,075.00	0.00	236.11	(4,970.00)	520,105.00	520,341.11
							1,000,000.00	04/01/2019	08/16/2023	975,520.00	0.00	8,250.00	(46,140.00)	1,021,660.00	1,029,910.00
							500,000.00	06/16/2021	08/16/2023	519,125.00	0.00	4,125.00	(8,295.00)	510,830.00	514,955.00
							690,000.00	11/15/2019	10/24/2023	706,111.50	0.00	1,986.12	(10,101.60)	696,009.90	697,996.02
							1,500,000.00	04/01/2019	01/23/2024	1,541,610.00	0.00	23,041.67	29,025.00	1,593,676.67	1,599,676.67
							800,000.00	07/27/2020	01/25/2024	799,800.00	0.00	1,833.87	(2,552.00)	797,248.00	799,081.87
							750,000.00	06/02/2020	04/01/2024	810,420.00	0.00	6,000.00	(25,342.50)	791,077.50	791,077.50
							500,000.00	02/04/2021	04/01/2024	542,375.00	0.00	4,000.00	(18,990.00)	523,385.00	527,385.00
							310,000.00	06/14/2021	06/14/2024	310,000.00	0.00	76.56	(2,058.40)	307,941.60	308,018.16
							1,000,000.00	06/16/2021	06/14/2024	1,000,610.00	0.00	246.97	(7,250.00)	993,360.00	993,606.97
							605,000.00	10/24/2019	08/01/2024	612,562.50	0.00	6,302.08	11,912.45	630,777.03	630,777.03
							425,000.00	11/12/2020	10/30/2024	426,160.25	0.00	558.83	(3,693.25)	422,467.00	423,025.83
							520,000.00	10/29/2020	11/08/2024	552,177.60	0.00	1,645.94	(17,123.60)	535,054.00	536,699.94
							500,000.00	02/04/2021	11/08/2024	500,180.00	0.00	1,582.64	(15,705.00)	514,475.00	516,057.64
							500,000.00	06/16/2021	11/08/2024	527,020.00	0.00	1,582.64	(12,545.00)	514,475.00	516,057.64
							420,000.00	03/27/2020	03/27/2025	419,428.80	0.00	2,632.00	(15,384.60)	434,813.40	437,445.40
							500,000.00	02/04/2021	03/27/2025	536,640.00	0.00	3,133.33	(19,005.00)	517,635.00	520,768.33
							750,000.00	06/16/2021	03/27/2025	795,862.50	0.00	4,700.00	(19,410.00)	776,452.50	781,152.50
							280,000.00	03/27/2020	04/15/2025	279,773.20	0.00	1,566.44	12,476.80	292,250.00	293,816.44

**ST. LUCIE COUNTY BOARD OF COUNTY COMMISSIONERS
INVESTMENT PORTFOLIO
AS OF DECEMBER 31, 2021**

Account	Identifier	Description	S&P Rating	Fitch Rating	Moodys Rating	Current Units	Settle Date	Final Maturity	Book Value	Interest Due	Accrued Balance	Net Unrealized Gain/Loss	Market Value	Market Value + Accrued
STLUCIE-Sawgrass	88579YBM2	3M CO	A+	NA	A1	1,000,000.00	02/04/2021	04/15/2025	1,084,030.00	0.00	5,594.44	(40,280.00)	1,043,750.00	1,049,344.44
STLUCIE-Sawgrass	88579YBM2	3M CO	A+	NA	A1	500,000.00	06/16/2021	04/15/2025	535,190.00	0.00	2,972.22	(13,315.00)	521,875.00	524,847.22
STLUCIE-Sawgrass	037833DM4	APPLE INC	AA+	NA	AAA	500,000.00	03/23/2021	05/11/2025	502,770.00	0.00	781.25	(4,340.00)	498,430.00	499,211.25
STLUCIE-Sawgrass	14913R2C0	CATERPILLAR FINANCIAL SERVICES CORP	A	A	A2	500,000.00	08/16/2021	05/30/2025	510,760.00	0.00	926.39	(9,305.00)	501,455.00	502,381.39
STLUCIE-Sawgrass	61747YE9	MORGAN STANLEY	BBB+	A	A1	85,000.00	11/05/2021	05/30/2025	84,127.05	0.00	57.82	(238.00)	83,889.05	83,946.87
STLUCIE-Sawgrass	69353RE07	PNC BANK NA	A	A+	A2	305,000.00	06/26/2020	06/01/2025	338,418.85	0.00	826.04	(14,304.50)	324,114.35	324,940.39
STLUCIE-Sawgrass	023135B08	AMAZON.COM INC	AA	AA-	A1	320,000.00	06/03/2020	06/03/2025	319,875.20	0.00	199.11	(3,560.00)	316,339.20	316,538.31
STLUCIE-Sawgrass	166756AE6	CHEVRON USA INC	AA-	NA	AA2	570,000.00	08/12/2020	08/12/2025	570,631.00	0.00	1,511.97	(12,339.00)	557,631.00	559,142.97
STLUCIE-Sawgrass	166756AE6	CHEVRON USA INC	AA-	NA	AA2	1,250,000.00	10/28/2021	08/12/2025	1,228,912.50	0.00	3,315.73	(6,037.50)	1,222,875.00	1,226,190.73
STLUCIE-Sawgrass	857477BE2	STATE STREET CORP	A	AA-	A1	880,000.00	09/13/2021	11/01/2025	924,800.80	0.00	3,452.53	(17,837.60)	906,963.20	910,415.73
STLUCIE-Sawgrass	023135BX3	AMAZON.COM INC	AA	AA-	A1	310,000.00	05/12/2021	05/12/2026	308,660.80	0.00	421.94	(1,670.90)	306,989.90	307,411.84
									31,066,948.60		166,790.22	(137,270.30)	30,929,678.30	31,096,468.52
US AGENCIES														
STLUCIE-PFM	3133EMGX4	FEDERAL FARM CREDIT BANKS FUNDING CORP	AA+	AAA	AAA	1,105,000.00	11/23/2020	11/23/2022	1,102,889.45	0.00	145.80	(209.95)	1,102,679.50	1,102,825.30
STLUCIE-Payden & Rygel	690353M79	US INTERNATIONAL DEVELOPMENT FINANCE CORP	AA+	AAA	AAA	51,956.16	01/16/2019	02/15/2022	50,873.39	0.00	118.84	(1,460.49)	52,333.88	52,452.72
STLUCIE-PFM	3130A7E3	FEDERAL HOME LOAN BANKS	AA+	WR	AAA	510,000.00	02/21/2020	02/17/2023	509,061.60	0.00	2,610.21	6,380.10	515,441.70	518,051.91
STLUCIE-PFM	3137EAER8	FEDERAL HOME LOAN MORTGAGE CORP	AA+	AAA	AAA	1,030,000.00	04/20/2020	04/20/2023	1,027,425.00	0.00	761.77	1,027,620.70	1,028,382.47	
STLUCIE-PFM	3137EAER6	FEDERAL HOME LOAN MORTGAGE CORP	AA+	AAA	AAA	975,000.00	05/07/2020	05/05/2023	974,590.50	0.00	568.75	(1,774.50)	972,816.00	973,384.75
STLUCIE-PFM	3135G0A03	FEDERAL NATIONAL MORTGAGE ASSOCIATION	AA+	AAA	AAA	1,665,000.00	05/22/2020	05/22/2023	1,659,988.35	0.00	450.94	(1,981.35)	1,658,007.00	1,658,457.94
STLUCIE-Payden & Rygel	3137EAEN3	FEDERAL HOME LOAN MORTGAGE CORP	AA+	AAA	AAA	500,000.00	06/11/2018	06/19/2023	497,280.00	0.00	458.33	18,405.00	515,685.00	516,143.33
STLUCIE-PFM	3137EAES4	FEDERAL HOME LOAN MORTGAGE CORP	AA+	AAA	AAA	1,500,000.00	06/26/2020	06/26/2023	1,495,620.00	0.00	52.08	(2,835.00)	1,492,785.00	1,492,837.08
STLUCIE-PFM	3135G0S64	FEDERAL NATIONAL MORTGAGE ASSOCIATION	AA+	AAA	AAA	1,580,000.00	07/10/2020	07/10/2023	1,576,603.00	0.00	1,876.25	(5,214.00)	1,571,389.00	1,573,265.25
STLUCIE-PFM	3135G0S64	FEDERAL NATIONAL MORTGAGE ASSOCIATION	AA+	AAA	AAA	1,100,000.00	10/08/2020	07/10/2023	1,099,725.00	0.00	1,306.25	(5,720.00)	1,094,005.00	1,095,311.25
STLUCIE-Payden & Rygel	911759MM5	US DEPARTMENT OF HOUSING AND URBAN DEVELOPMENT	AA+	AAA	AAA	70,000.00	03/28/2019	08/01/2023	70,000.00	0.00	763.58	71,885.10	71,885.10	72,648.68
STLUCIE-PFM	3135G0S80	FEDERAL NATIONAL MORTGAGE ASSOCIATION	AA+	AAA	AAA	650,000.00	08/12/2020	08/10/2023	648,830.00	0.00	763.75	(1,560.00)	647,270.00	648,033.75
STLUCIE-PFM	3137EAER7	FEDERAL HOME LOAN MORTGAGE CORP	AA+	AAA	AAA	1,100,000.00	08/21/2020	08/24/2023	1,098,878.00	0.00	970.14	(6,017.00)	1,092,861.00	1,093,831.14
STLUCIE-PFM	3137EAEW5	FEDERAL HOME LOAN MORTGAGE CORP	AA+	AAA	AAA	325,000.00	09/04/2020	09/08/2023	324,892.75	0.00	255.03	(2,099.50)	322,793.25	323,048.28
STLUCIE-PFM	3137EAEW5	FEDERAL HOME LOAN MORTGAGE CORP	AA+	AAA	AAA	230,000.00	09/04/2020	09/08/2023	230,042.00	0.00	180.49	(1,603.70)	228,438.30	228,618.79
STLUCIE-PFM	3137EAZ28	FEDERAL HOME LOAN MORTGAGE CORP	AA+	AAA	AAA	280,000.00	11/05/2020	11/06/2023	279,748.00	0.00	106.94	(2,226.00)	277,522.00	277,628.94
STLUCIE-PFM	3135G06H1	FEDERAL NATIONAL MORTGAGE ASSOCIATION	AA+	AAA	AAA	450,000.00	11/25/2020	11/27/2023	449,487.00	0.00	106.25	(3,435.50)	446,053.50	446,159.75
STLUCIE-Payden & Rygel	690353SR4	US INTERNATIONAL DEVELOPMENT FINANCE CORP	AA+	AAA	AAA	175,000.00	02/20/2019	03/20/2024	175,000.00	0.00	150.79	4,427.33	179,427.33	179,578.12
STLUCIE-Sawgrass	3133EL40	FEDERAL FARM CREDIT BANKS FUNDING CORP	AA+	AAA	AAA	1,000,000.00	08/20/2020	08/19/2024	999,250.00	0.00	1,723.33	(11,710.00)	987,540.00	989,263.33
STLUCIE-Payden & Rygel	3134GX24	FEDERAL HOME LOAN MORTGAGE CORP	AA+	AAA	AAA	300,000.00	11/25/2024	11/25/2024	300,000.00	0.00	135.00	(4,668.00)	295,332.00	295,467.00
STLUCIE-Sawgrass	3133ENQ07	FEDERAL FARM CREDIT BANKS FUNDING CORP	AA+	AAA	AAA	700,000.00	12/09/2021	12/09/2024	699,958.00	0.00	393.56	(9,660.00)	690,298.00	699,385.56
STLUCIE-Payden & Rygel	690353ZC4	US INTERNATIONAL DEVELOPMENT FINANCE CORP	AA+	AAA	AAA	25,347.27	01/30/2019	05/15/2025	25,073.52	0.00	81.29	842.54	25,916.06	25,997.36
STLUCIE-Payden & Rygel	880591E98	TENNESSEE VALLEY AUTHORITY	AA+	AAA	AAA	340,000.00	05/11/2020	05/15/2025	339,000.00	0.00	325.83	(3,689.00)	335,311.40	335,637.23
STLUCIE-Payden & Rygel	3137EAU09	FEDERAL HOME LOAN MORTGAGE CORP	AA+	AAA	AAA	310,000.00	07/21/2020	07/21/2025	308,356.60	0.00	550.00	(6,748.50)	301,608.10	302,356.60
STLUCIE-Sawgrass	3133ELX33	FEDERAL FARM CREDIT BANKS FUNDING CORP	AA+	AAA	AAA	415,000.00	07/24/2020	07/22/2025	414,792.50	0.00	1,264.71	(6,532.10)	408,260.40	409,525.11
STLUCIE-Sawgrass	3133ELX33	FEDERAL FARM CREDIT BANKS FUNDING CORP	AA+	AAA	AAA	1,325,000.00	07/27/2020	07/22/2025	1,324,536.25	0.00	4,037.94	(21,054.25)	1,303,482.00	1,307,519.94
STLUCIE-Sawgrass	3135G06A6	FEDERAL NATIONAL MORTGAGE ASSOCIATION	AA+	AAA	AAA	1,500,000.00	11/06/2020	10/20/2025	1,499,625.00	0.00	1,715.83	(31,740.00)	1,467,885.00	1,469,600.83
STLUCIE-Payden & Rygel	3135G06G3	FEDERAL NATIONAL MORTGAGE ASSOCIATION	AA+	AAA	AAA	480,000.00	11/12/2020	11/07/2025	478,281.60	0.00	360.00	(9,955.20)	468,326.40	468,686.40
STLUCIE-Payden & Rygel	3130AKX04	FEDERAL HOME LOAN BANKS	AA+	AAA	AAA	600,000.00	02/16/2021	02/12/2026	599,580.00	0.00	1,390.00	(12,528.00)	587,052.00	588,442.00
STLUCIE-Sawgrass	3130ALCV4	FEDERAL HOME LOAN BANKS	AA+	AAA	AAA	525,000.00	02/24/2021	02/24/2026	525,000.00	0.00	1,389.06	(11,219.25)	513,780.75	515,169.81
STLUCIE-PFM	3137AWQ03	FHMS K-023 A1	AA+	AAA	AAA	46,008.08	03/09/2018	04/25/2022	45,008.84	0.00	60.69	1,062.73	46,071.57	46,132.26
STLUCIE-PFM	3137BLU07	FHMS K-720 A2	AA+	AAA	AAA	335,092.43	03/12/2019	06/25/2022	334,529.57	0.00	758.43	2,174.65	336,704.22	337,462.65
STLUCIE-PFM	3137AWOHI	FHMS K-023 A2	AA+	AAA	AAA	375,000.00	09/09/2019	08/25/2022	380,537.11	0.00	720.94	(2,135.86)	378,401.25	379,122.19
STLUCIE-PFM	3137BBS0	FHMS K-026 A2	AA+	AAA	AAA	430,000.00	06/17/2019	11/25/2022	433,762.50	0.00	899.42	2,094.10	435,856.60	436,756.02
STLUCIE-Payden & Rygel	3137B04Y7	FHMS K-SMC A2	AA+	AAA	AAA	210,000.00	10/04/2019	11/25/2023	214,167.19	0.00	457.63	(78.49)	214,088.70	214,546.33
STLUCIE-Payden & Rygel	3137B36I2	FHMS K-029 A2	AA+	AAA	AAA	174,923.33	08/19/2019	02/25/2023	183,075.03	0.00	482.78	(3,801.36)	179,273.67	179,756.46
STLUCIE-PFM	3137B36I2	FHMS K-036 A1	AA+	AAA	AAA	106,897.59	08/19/2019	02/25/2023	111,887.54	0.00	295.03	(2,331.41)	109,556.13	109,851.17
STLUCIE-PFM	3137B5IL8	FHMS K-034 A1	AA+	AAA	AAA	41,159.33	06/18/2018	02/25/2023	40,948.71	0.00	91.55	539.89	41,580.15	41,580.15
STLUCIE-Payden & Rygel	3137BTZ4	FHMS K-724 A1	AA+	AAA	AAA	14,518.32	07/12/2018	03/25/2023	14,420.78	0.00	33.59	226.90	14,647.68	14,681.27
STLUCIE-Payden & Rygel	3137B3N3Z	FHMS K-031 A2	AA+	AAA	AAA	470,000.00	03/10/2020	04/25/2023	500,733.59	0.00	1,292.50	(16,896.79)	483,836.80	485,129.30
STLUCIE-PFM	3137B7E28	FHMS K-036 A1	AA+	AAA	AAA	54,516.66	01/10/2019	04/25/2023	54,261.11	0.00	126.16	1,037.86	55,298.97	55,425.13
STLUCIE-Payden & Rygel	3137B4WB8	FHMS K-033 A2	AA+	AAA	AAA	480,000.00	03/03/2020	07/25/2023	503,775.00	0.00	1,224.00	(9,451.80)	494,323.20	495,547.20
STLUCIE-Payden & Rygel	3137B5JM6	FHMS K-034 A2	AA+	AAA	AAA	280,000.00	03/11/2020	07/25/2023	301,000.00	0.00	823.90	(10,827.60)	290,172.40	290,996.30
STLUCIE-PFM	3137FK39	FHMS K-P05 A	AA+	AAA	AAA	5,866.64	12/17/2018	07/25/2023	5,866.62	0.00	15.66	91.07	5,957.69	5,973.35
STLUCIE-PFM	3137BSPW7	FHMS K-723 A2	AA+	AAA	AAA	255,082.00	02/13/2020	08/25/2023	261,259.77	0.00	521.64	(639.94)	260,619.83	261,141.47
STLUCIE-PFM	3137BBBC3	FHMS K-038 A1	AA+	AAA	AAA	86,014.27	11/26/2018	10/25/2023	84,791.26	0.00	186.65	2,121.86	86,913.12	87,099.77
STLUCIE-PFM	3137BTU25	FHMS K-724 A2	AA+	AAA	AAA	525,000.00	02/02/2021	11/25/2023	560,458.01	0.00	1,339.63	(18,369.26)	542,088.75	543,428.38
STLUCIE-Payden & Rygel	3137BWB0E0	FHMS K-725 AM	AA	AAA	NA									

ST. LUCIE COUNTY BOARD OF COUNTY COMMISSIONERS
 INVESTMENT PORTFOLIO
 AS OF DECEMBER 31, 2021

Account	Identifier	Description	S&P Rating	Fitch Rating	Moodys Rating	Current Units	Settle Date	Final Maturity	Book Value	Interest Due	Accrued Balance	Net Unrealized Gain/Loss	Market Value	Market Value + Accrued
STLUCIE-Payden & Rygel	3157HBA9	FHMS K-017 A	AA+	AAA	Aaa	650,000.00	11/02/2021	09/25/2026	650,000.00	0.00	57.81	182.00	650,182.00	650,209.81
STLUCIE-Payden & Rygel	3137ASN9	FHMS K-019 A2	AA+	AAA	Aaa	297,261.24	06/28/2019	03/25/2022	298,863.67	0.00	562.81	(1,408.66)	297,395.01	297,957.83
STLUCIE-PFM	3137ATRW4	FHMS K-020 A2	AA+	AAA	Aaa	404,153.35	09/09/2019	05/25/2022	409,820.98	0.00	799.21	(4,309.67)	405,511.31	406,310.52
STLUCIE-Payden & Rygel	3137ATRW4	FHMS K-020 A2	AA+	AAA	Aaa	213,690.28	03/11/2020	05/25/2022	219,508.33	0.00	422.57	(5,100.05)	214,408.28	214,830.85
STLUCIE-PFM	3137AUPE3	FHMS K-021 A2	AA+	AAA	Aaa	413,642.11	04/02/2019	06/25/2022	412,704.95	0.00	825.91	(1,850.35)	411,941.96	414,767.86
STLUCIE-PFM	3137AVXN2	FHMS K-022 A2	AA+	AAA	Aaa	409,596.39	08/19/2019	07/25/2022	414,588.35	0.00	803.83	(1,850.35)	412,737.99	413,541.83
STLUCIE-Payden & Rygel	3137AXHP1	FHMS K-024 A2	AA+	AAA	Aaa	337,975.16	06/20/2019	09/25/2022	341,843.40	0.00	724.68	(1,809.93)	341,662.47	342,387.14
STLUCIE-PFM	3137AYCE9	FHMS K-025 A2	AA+	AAA	Aaa	423,164.21	06/25/2019	10/25/2022	430,900.18	0.00	945.77	(2,167.13)	428,733.05	429,678.82
STLUCIE-PFM	3137BWM6	FHMS K-J11 A2	AA+	AAA	Aaa	47,169.87	05/14/2019	01/25/2023	47,673.05	0.00	115.25	354.41	47,983.28	48,098.33
STLUCIE-PFM	3136A6IA3	FNA 2012-M5 A2	AA+	AAA	Aaa	6,607.38	01/07/2019	02/25/2025	6,573.05	0.00	14.95	31.22	6,604.27	6,619.22
STLUCIE-PFM	3136ABPW7	FNA 2013-M1 A2	AA+	AAA	Aaa	103,295.14	09/13/2019	08/25/2022	104,090.03	0.00	203.55	(1,861.81)	103,893.22	104,096.76
STLUCIE-PFM	3136AEGG4	FNA 2013-M7 A2	AA+	AAA	Aaa	117,464.69	09/09/2019	12/25/2022	119,009.60	0.00	223.18	(1,727.99)	118,830.90	119,053.99
STLUCIE-Payden & Rygel	3138WJDM7	FN ASR207	AA+	AAA	Aaa	146,317.67	09/17/2019	10/01/2031	148,649.61	0.00	304.83	3,456.39	152,105.99	152,410.82
STLUCIE-Payden & Rygel	31418CFJ8	FN MA2868	AA+	AAA	Aaa	211,563.90	12/17/2019	01/01/2032	213,613.43	0.00	440.76	8,182.00	219,495.40	219,936.19
STLUCIE-Payden & Rygel	3140K6CH6	FN B09971	AA+	AAA	Aaa	293,184.54	12/23/2019	08/01/2034	296,391.25	0.00	610.80	8,113.15	304,504.40	305,115.20
STLUCIE-Payden & Rygel	3140XAPT3	FN FM6733	AA+	AAA	Aaa	480,230.65	05/18/2021	02/01/2035	504,092.12	0.00	1,000.48	(6,361.87)	497,730.25	498,730.74
STLUCIE-Payden & Rygel	38376US91	GNR 2017-068 AF	AA+	AAA	Aaa	86,095.18	03/27/2018	05/20/2047	86,256.61	0.00	32.23	275.94	86,532.54	86,564.77
						31,356,183.36			31,356,183.36	0.00	45,363.01	(204,770.24)	31,151,413.12	31,196,776.13
US TREASURIES														
STLUCIE-Payden & Rygel	912796R43	UNITED STATES TREASURY	A-1+	F1+	P-1	250,000.00	12/23/2021	06/23/2022	249,829.38	0.00	0.00	(29.38)	249,800.00	249,800.00
STLUCIE-Sawgrass	912828XW5	UNITED STATES TREASURY	AA+	AAA	Aaa	1,000,000.00	03/30/2021	06/30/2022	1,020,781.25	0.00	48.34	(13,201.25)	1,007,580.00	1,007,628.34
STLUCIE-Sawgrass	912828YK0	UNITED STATES TREASURY	AA+	AAA	Aaa	210,000.00	09/10/2020	10/15/2022	215,340.23	0.00	618.75	(3,649.73)	211,690.50	212,309.25
STLUCIE-Sawgrass	912828YK0	UNITED STATES TREASURY	AA+	AAA	Aaa	2,500,000.00	04/14/2021	10/15/2022	2,546,875.00	0.00	7,366.07	(26,750.00)	2,520,125.00	2,527,491.07
STLUCIE-Sawgrass	912828YK0	UNITED STATES TREASURY	AA+	AAA	Aaa	2,000,000.00	06/15/2021	10/15/2022	2,033,828.12	0.00	5,892.86	(17,728.12)	2,016,100.00	2,021,992.86
STLUCIE-PFM	912828TY6	UNITED STATES TREASURY	AA+	AAA	Aaa	2,275,000.00	12/12/2019	11/15/2022	2,272,956.06	0.00	4,799.81	26,386.44	2,299,342.50	2,304,142.31
STLUCIE-PFM	912828YW4	UNITED STATES TREASURY	AA+	AAA	Aaa	300,000.00	12/23/2019	12/15/2022	299,730.47	0.00	227.68	3,809.53	303,540.00	303,767.68
STLUCIE-PFM	912828YW4	UNITED STATES TREASURY	AA+	AAA	Aaa	150,000.00	12/31/2019	12/10/2022	150,052.73	0.00	113.84	1,717.27	151,770.00	151,883.84
STLUCIE-PFM	912828Z29	UNITED STATES TREASURY	AA+	AAA	Aaa	1,250,000.00	02/05/2020	01/15/2023	1,256,152.34	0.00	8,661.68	7,472.66	1,263,625.00	1,272,286.68
STLUCIE-PFM	912828R38	UNITED STATES TREASURY	AA+	AAA	Aaa	500,000.00	01/06/2020	01/31/2023	502,050.78	0.00	3,661.68	4,959.22	507,010.00	510,671.68
STLUCIE-PFM	912828CBG5	UNITED STATES TREASURY	AA+	AAA	Aaa	2,000,000.00	02/03/2021	03/01/2023	2,000,468.75	0.00	1,046.20	(7,348.75)	1,993,120.00	1,994,166.20
STLUCIE-PFM	912828Q29	UNITED STATES TREASURY	AA+	AAA	Aaa	1,500,000.00	03/04/2020	03/31/2023	1,530,878.91	0.00	5,748.63	(12,533.91)	1,518,345.00	1,524,093.63
STLUCIE-Payden & Rygel	912828CBJ4	UNITED STATES TREASURY	AA+	AAA	Aaa	1,983,000.00	04/01/2021	03/31/2023	1,981,915.55	0.00	633.31	(8,057.18)	1,974,491.68	1,974,491.68
STLUCIE-PFM	912828ZP8	UNITED STATES TREASURY	AA+	AAA	Aaa	475,000.00	06/05/2020	05/15/2023	473,292.97	0.00	77.09	(1,019.47)	472,273.50	472,350.59
STLUCIE-Sawgrass	912828486	UNITED STATES TREASURY	AA+	AAA	Aaa	2,000,000.00	03/01/2021	05/31/2023	2,114,843.76	0.00	4,835.16	(53,123.76)	2,061,720.00	2,066,555.16
STLUCIE-Sawgrass	912828486	UNITED STATES TREASURY	AA+	AAA	Aaa	4,500,000.00	06/15/2021	05/31/2023	4,727,988.27	0.00	10,879.12	(89,118.27)	4,638,870.00	4,649,749.12
STLUCIE-Payden & Rygel	912828CCD1	UNITED STATES TREASURY	AA+	AAA	Aaa	565,000.00	06/16/2021	05/31/2023	564,580.66	0.00	62.09	(3,089.31)	561,491.35	561,553.44
STLUCIE-Payden & Rygel	912828CCD1	UNITED STATES TREASURY	AA+	AAA	Aaa	3,000,000.00	08/25/2020	05/31/2023	2,975,931.25	0.00	329.67	(14,411.25)	2,981,370.00	2,981,699.67
STLUCIE-Payden & Rygel	912828ZU7	UNITED STATES TREASURY	AA+	AAA	Aaa	1,572,000.00	07/27/2020	06/15/2023	1,575,780.00	0.00	183.54	(11,239.80)	1,564,873.74	1,564,873.74
STLUCIE-Payden & Rygel	912828ZU7	UNITED STATES TREASURY	AA+	AAA	Aaa	292,000.00	08/03/2020	06/15/2023	293,019.66	0.00	34.09	(2,377.46)	290,642.20	290,676.29
STLUCIE-Payden & Rygel	912828ZU7	UNITED STATES TREASURY	AA+	AAA	Aaa	224,000.00	08/05/2020	06/15/2023	224,854.34	0.00	26.15	(1,895.94)	222,958.40	222,984.55
STLUCIE-Payden & Rygel	912828ZU7	UNITED STATES TREASURY	AA+	AAA	Aaa	514,000.00	08/12/2020	06/15/2023	514,903.52	0.00	60.01	(3,293.62)	511,609.90	511,969.90
STLUCIE-Payden & Rygel	912828ZU7	UNITED STATES TREASURY	AA+	AAA	Aaa	94,000.00	08/13/2020	06/15/2023	94,164.87	0.00	10.98	(601.97)	93,562.90	93,573.88
STLUCIE-PFM	912828CK5	UNITED STATES TREASURY	AA+	AAA	Aaa	5,500,000.00	06/30/2021	06/30/2023	5,485,390.63	0.00	18.99	(22,570.63)	5,462,838.99	5,462,838.99
STLUCIE-Payden & Rygel	912828CU3	UNITED STATES TREASURY	AA+	AAA	Aaa	800,000.00	09/28/2020	08/31/2023	797,625.00	0.00	339.78	(4,657.00)	792,968.00	793,307.78
STLUCIE-Payden & Rygel	912828CA7	UNITED STATES TREASURY	AA+	AAA	Aaa	284,000.00	10/07/2020	09/15/2023	283,645.00	0.00	105.91	(2,240.76)	281,510.15	281,510.15
STLUCIE-PFM	912828DA6	UNITED STATES TREASURY	AA+	AAA	Aaa	1,100,000.00	10/06/2021	09/30/2023	1,099,441.41	0.00	702.61	(7,174.41)	1,092,267.00	1,092,969.61
STLUCIE-PFM	912828CAP6	UNITED STATES TREASURY	AA+	AAA	Aaa	500,000.00	10/15/2020	10/15/2023	499,042.97	0.00	133.93	(4,042.97)	495,000.00	495,133.93
STLUCIE-PFM	912828CAP6	UNITED STATES TREASURY	AA+	AAA	Aaa	1,250,000.00	11/06/2020	10/15/2023	1,247,005.00	0.00	334.82	(10,205.08)	1,237,500.00	1,237,834.82
STLUCIE-Payden & Rygel	91282CAP6	UNITED STATES TREASURY	AA+	AAA	Aaa	238,000.00	06/30/2020	10/15/2023	237,005.23	0.00	63.75	(1,385.23)	235,620.00	235,683.75
STLUCIE-PFM	91282CDD0	UNITED STATES TREASURY	AA+	AAA	Aaa	1,425,000.00	11/04/2021	10/31/2023	1,420,936.52	0.00	915.23	(4,344.02)	1,416,592.50	1,417,507.73
STLUCIE-Payden & Rygel	91282CDD0	UNITED STATES TREASURY	AA+	AAA	Aaa	6,099,000.00	11/03/2021	10/31/2023	6,089,946.80	0.00	3,917.18	(26,930.90)	6,063,015.90	6,066,933.08
STLUCIE-Payden & Rygel	91282CDD0	UNITED STATES TREASURY	AA+	AAA	Aaa	530,000.00	11/12/2021	10/31/2023	528,799.22	0.00	340.40	(1,926.22)	526,873.00	527,213.40
STLUCIE-Payden & Rygel	91282CDD0	UNITED STATES TREASURY	AA+	AAA	Aaa	200,000.00	11/23/2021	10/31/2023	199,211.54	0.00	128.45	(391.54)	198,820.00	198,948.45
STLUCIE-PFM	91282CAW1	UNITED STATES TREASURY	AA+	AAA	Aaa	1,120,000.00	12/03/2020	11/15/2023	1,120,831.25	0.00	363.54	(10,060.05)	1,110,771.20	1,111,334.74
STLUCIE-PFM	91282CAW1	UNITED STATES TREASURY	AA+	AAA	Aaa	500,000.00	12/04/2020	11/15/2023	500,683.59	0.00	162.19	(4,803.59)	495,880.00	496,042.29
STLUCIE-PFM	91282CAW1	UNITED STATES TREASURY	AA+	AAA	Aaa	675,000.00	07/30/2021	11/15/2023	674,947.27	0.00	219.20	(5,509.27)	669,438.00	669,657.10
STLUCIE-Sawgrass	912828U57	UNITED STATES TREASURY	AA+	AAA	Aaa	2,850,000.00	12/12/2019	11/30/2023	2,899,095.70	0.00	5,324.18	27,398.30	2,926,494.00	2,931,818.18
STLUCIE-Payden & Rygel	91282CDM0	UNITED STATES TREASURY	AA+	AAA	Aaa	530,000.00	11/30/2021	11/30/2023	530,062.11	0.00	232.97	(2,092.01)	527,970.10	528,203.07
STLUCIE-Payden & Rygel	91282CBA8	UNITED STATES TREASURY	AA+	AAA	Aaa	350,000.00	12/30/2020	12/15/2023	349,548.83	0.00	20.43	(3,566.83)	345,982.00	346,002.43
STLUCIE-PFM	91282CBA8	UNITED STATES TREASURY	AA+	AAA	Aaa	550,000.00	01/11/2021	12/15/2023	548,753.91	0.00	32.11	(5,067.91)	543,686.00	543,718.11
STLUCIE-Payden & Rygel	91282CDB9	UNITED STATES TREASURY	AA+	AAA	Aaa	490,000.00	01/03							

ST. LUCIE COUNTY BOARD OF COUNTY COMMISSIONERS
 INVESTMENT PORTFOLIO
 AS OF DECEMBER 31, 2021

Account	Identifier	Description	S&P Rating	Fitch Rating	Moodys Rating	Current Units	Settle Date	Final Maturity	Book Value	Interest Due	Accrued Balance	Net Unrealized Gain/Loss	Market Value	Market Value + Accrued
STLUCIE-PFM	912828X70	UNITED STATES TREASURY	AA+	AAA	Aaa	1,100,000.00	04/07/2021	04/30/2024	1,153,238.92	0.00	3,767.96	(23,417.28)	1,129,821.70	1,133,588.96
STLUCIE-Savgrass	912828WJ5	UNITED STATES TREASURY	AA+	AAA	Aaa	2,250,000.00	05/31/2019	05/15/2024	2,295,095.42	0.00	7,303.18	46,272.08	2,337,367.50	2,344,670.68
STLUCIE-Savgrass	912828WJ5	UNITED STATES TREASURY	AA+	AAA	Aaa	750,000.00	07/18/2020	05/15/2024	772,971.26	0.00	2,434.39	6,151.24	779,122.50	781,556.89
STLUCIE-Savgrass	912828WJ5	UNITED STATES TREASURY	AA+	AAA	Aaa	700,000.00	08/05/2019	05/15/2024	726,471.10	0.00	2,272.10	709.90	727,181.00	729,453.10
STLUCIE-Savgrass	912828WJ5	UNITED STATES TREASURY	AA+	AAA	Aaa	1,000,000.00	08/05/2020	05/15/2024	1,037,933.04	0.00	3,245.86	896.96	1,038,830.00	1,042,075.86
STLUCIE-Savgrass	912828WJ5	UNITED STATES TREASURY	AA+	AAA	Aaa	750,000.00	08/07/2019	05/15/2024	782,639.24	0.00	2,434.39	(3,516.74)	779,122.50	781,556.89
STLUCIE-PFM	912828WJ5	UNITED STATES TREASURY	AA+	AAA	Aaa	1,100,000.00	08/08/2020	05/15/2024	1,150,406.03	0.00	3,570.44	(7,693.03)	1,142,713.00	1,146,283.44
STLUCIE-PFM	912828CC4	UNITED STATES TREASURY	AA+	AAA	Aaa	2,150,000.00	06/22/2021	06/15/2024	2,135,470.70	0.00	251.03	(17,140.20)	2,118,330.50	2,118,581.53
STLUCIE-PFM	912828CC4	UNITED STATES TREASURY	AA+	AAA	Aaa	2,150,000.00	06/29/2021	06/15/2024	2,136,478.52	0.00	251.03	(18,148.02)	2,118,330.50	2,118,581.53
STLUCIE-PFM	912828CC4	UNITED STATES TREASURY	AA+	AAA	Aaa	1,100,000.00	07/07/2021	06/15/2024	1,092,867.19	0.00	128.43	(9,070.19)	1,083,797.00	1,083,925.43
STLUCIE-PFM	912828CCL3	UNITED STATES TREASURY	AA+	AAA	Aaa	1,425,000.00	08/09/2021	07/15/2024	1,426,558.59	0.00	2,468.58	(19,143.09)	1,407,415.50	1,409,884.08
STLUCIE-PFM	912828CCT6	UNITED STATES TREASURY	AA+	AAA	Aaa	700,000.00	08/23/2021	08/15/2024	698,851.56	0.00	991.51	(8,091.56)	690,760.00	691,751.51
STLUCIE-PFM	912828CCT6	UNITED STATES TREASURY	AA+	AAA	Aaa	1,500,000.00	08/27/2021	08/15/2024	1,494,619.14	0.00	212.47	(1,599.14)	1,482,322.47	1,482,322.47
STLUCIE-PFM	912828CCT6	UNITED STATES TREASURY	AA+	AAA	Aaa	1,425,000.00	09/07/2021	08/15/2024	1,423,441.41	0.00	2,018.43	(17,251.41)	1,406,190.00	1,408,208.43
STLUCIE-PFM	912828CCT6	UNITED STATES TREASURY	AA+	AAA	Aaa	700,000.00	09/15/2021	09/15/2024	698,742.19	0.00	783.15	(8,640.19)	690,102.00	690,885.15
STLUCIE-PFM	912828CCT6	UNITED STATES TREASURY	AA+	AAA	Aaa	1,100,000.00	09/24/2021	09/15/2024	1,097,164.06	0.00	1,230.66	(12,718.06)	1,084,446.00	1,085,676.66
STLUCIE-PFM	912828CCT6	UNITED STATES TREASURY	AA+	AAA	Aaa	700,000.00	10/06/2021	09/15/2024	697,238.28	0.00	783.15	(7,136.28)	690,102.00	690,885.15
STLUCIE-PFM	912828DB4	UNITED STATES TREASURY	AA+	AAA	Aaa	500,000.00	10/28/2021	10/15/2024	497,968.75	0.00	669.64	(2,028.75)	495,940.00	496,609.64
STLUCIE-PFM	912828DB4	UNITED STATES TREASURY	AA+	AAA	Aaa	700,000.00	11/04/2021	10/15/2024	696,554.69	0.00	937.50	(2,238.69)	694,316.00	695,253.50
STLUCIE-PFM	912828XM6	UNITED STATES TREASURY	AA+	AAA	Aaa	750,000.00	05/06/2021	10/31/2024	777,275.39	0.00	1,926.80	(15,530.39)	761,745.00	763,671.80
STLUCIE-PFM	912828CDH1	UNITED STATES TREASURY	AA+	AAA	Aaa	375,000.00	11/17/2021	11/15/2024	373,696.29	0.00	365.16	(803.79)	372,892.50	373,257.66
STLUCIE-PFM	912828CDH1	UNITED STATES TREASURY	AA+	AAA	Aaa	1,700,000.00	12/07/2021	11/15/2024	1,692,890.62	0.00	1,655.39	(3,444.62)	1,690,446.00	1,692,101.39
STLUCIE-PFM	912828CDH1	UNITED STATES TREASURY	AA+	AAA	Aaa	12,506,000.00	11/07/2021	11/15/2024	12,462,230.25	0.00	12,177.80	(26,513.97)	12,435,716.28	12,447,894.08
STLUCIE-PFM	912828YV6	UNITED STATES TREASURY	AA+	AAA	Aaa	500,000.00	06/07/2021	11/30/2024	518,515.63	0.00	659.34	(10,665.63)	507,850.00	508,509.34
STLUCIE-Savgrass	912828YV6	UNITED STATES TREASURY	AA+	AAA	Aaa	300,000.00	12/31/2019	11/30/2024	297,316.41	0.00	395.60	7,393.59	304,710.00	305,105.60
STLUCIE-Savgrass	912828YV6	UNITED STATES TREASURY	AA+	AAA	Aaa	2,500,000.00	09/22/2021	11/30/2024	2,580,468.75	0.00	3,296.70	(41,218.75)	2,539,250.00	2,542,546.70
STLUCIE-PFM	912828DN8	UNITED STATES TREASURY	AA+	AAA	Aaa	1,500,000.00	12/28/2021	12/28/2024	1,500,585.94	0.00	700.55	1,049.06	1,501,635.55	1,502,335.55
STLUCIE-Savgrass	9128283Z1	UNITED STATES TREASURY	AA+	AAA	Aaa	850,000.00	03/13/2020	02/28/2025	939,416.02	0.00	7,942.33	(43,626.52)	895,789.50	903,371.83
STLUCIE-Savgrass	9128283Z1	UNITED STATES TREASURY	AA+	AAA	Aaa	550,000.00	03/19/2020	02/28/2025	602,400.39	0.00	5,139.16	(22,771.89)	579,628.50	584,767.66
STLUCIE-Savgrass	9128283Z1	UNITED STATES TREASURY	AA+	AAA	Aaa	900,000.00	05/11/2020	02/28/2025	1,004,800.78	0.00	8,409.53	(56,317.78)	948,483.00	956,892.53
STLUCIE-Savgrass	9128283Z1	UNITED STATES TREASURY	AA+	AAA	Aaa	1,500,000.00	02/03/2021	02/28/2025	1,648,183.59	0.00	14,015.88	(67,378.59)	1,580,805.00	1,594,820.88
STLUCIE-Payden & Rygel	912828CA0	UNITED STATES TREASURY	AA+	AAA	Aaa	335,000.00	09/09/2020	08/31/2025	334,646.68	0.00	284.56	(10,128.83)	324,517.85	324,802.41
STLUCIE-Savgrass	912828M56	UNITED STATES TREASURY	AA+	AAA	Aaa	2,000,000.00	06/03/2020	11/15/2025	2,022,187.50	0.00	5,842.54	(119,067.50)	2,083,120.00	2,088,962.54
STLUCIE-Savgrass	912828M56	UNITED STATES TREASURY	AA+	AAA	Aaa	2,500,000.00	12/09/2020	11/15/2025	2,728,515.63	0.00	7,303.18	(124,615.63)	2,603,900.00	2,611,203.18
STLUCIE-Payden & Rygel	912828YB3	UNITED STATES TREASURY	AA+	AAA	Aaa	969,800.00	03/24/2021	01/31/2026	959,525.44	0.00	1,521.90	(14,321.52)	938,203.92	939,725.82
STLUCIE-Payden & Rygel	912828CB3	UNITED STATES TREASURY	AA+	AAA	Aaa	705,200.00	03/25/2021	01/31/2026	690,930.72	0.00	1,106.67	(8,706.14)	682,224.58	683,331.25
STLUCIE-Savgrass	912828R46	UNITED STATES TREASURY	AA+	AAA	Aaa	1,750,000.00	10/05/2020	02/15/2026	1,870,996.11	0.00	10,741.34	(90,913.61)	1,780,082.50	1,790,823.84
STLUCIE-Payden & Rygel	912828BT7	UNITED STATES TREASURY	AA+	AAA	Aaa	4,035,000.00	04/01/2021	03/31/2026	4,003,161.33	0.00	7,731.90	(44,745.63)	3,958,415.70	3,966,147.60
STLUCIE-Payden & Rygel	912828BT7	UNITED STATES TREASURY	AA+	AAA	Aaa	540,000.00	04/09/2021	03/31/2026	537,637.50	0.00	1,034.75	(7,886.70)	529,750.80	530,785.55
STLUCIE-Payden & Rygel	912828BW0	UNITED STATES TREASURY	AA+	AAA	Aaa	600,000.00	05/03/2021	04/30/2026	596,789.06	0.00	770.72	(8,669.06)	588,120.00	588,890.72
STLUCIE-Payden & Rygel	912828BW0	UNITED STATES TREASURY	AA+	AAA	Aaa	700,000.00	07/01/2021	04/30/2026	696,910.16	0.00	899.17	(6,670.16)	680,240.00	687,039.17
STLUCIE-Payden & Rygel	912828CF6	UNITED STATES TREASURY	AA+	AAA	Aaa	1,700,000.00	06/15/2021	05/31/2026	1,697,542.97	0.00	1,120.88	(32,477.97)	1,665,065.00	1,666,185.88
STLUCIE-Payden & Rygel	912828CJ8	UNITED STATES TREASURY	AA+	AAA	Aaa	100,000.00	08/26/2021	06/30/2026	100,265.63	0.00	2.42	(1,851.63)	98,414.00	98,414.00
STLUCIE-Payden & Rygel	912828CJ8	UNITED STATES TREASURY	AA+	AAA	Aaa	1,100,000.00	09/01/2021	06/30/2026	1,106,187.50	0.00	26.59	(23,633.50)	1,082,554.00	1,082,580.59
STLUCIE-Payden & Rygel	912828CP4	UNITED STATES TREASURY	AA+	AAA	Aaa	1,000,000.00	08/02/2021	07/31/2026	996,289.06	0.00	2,615.49	(23,909.06)	972,380.00	974,995.49
STLUCIE-Payden & Rygel	912828CD3	UNITED STATES TREASURY	AA+	AAA	Aaa	391,000.00	11/10/2021	10/31/2026	390,022.50	0.00	753.38	(1,618.74)	388,403.76	389,157.14
STLUCIE-Payden & Rygel	912828CDK4	UNITED STATES TREASURY	AA+	AAA	Aaa	1,200,000.00	12/01/2021	11/30/2026	1,205,484.38	0.00	1,318.68	(6,228.38)	1,199,256.00	1,200,574.68
STLUCIE-Payden & Rygel	912828CDQ1	UNITED STATES TREASURY	AA+	AAA	Aaa	720,000.00	01/03/2022	12/31/2026	718,746.88	0.00	74.59	(531.68)	719,215.20	719,289.79
									128,079,293.12		208,314.40	(1,302,510.27)	126,985,077.25	126,985,077.25
SUPRANATIONAL AGENCIES														
STLUCIE-Payden & Rygel	4581X0CW6	INTER-AMERICAN DEVELOPMENT BANK	NA	AAA	Aaa	1,200,000.00	01/18/2017	01/18/2022	1,198,524.00	0.00	11,545.83	3,504.00	1,202,028.00	1,213,573.83
STLUCIE-Payden & Rygel	4581X0CZ9	INTER-AMERICAN DEVELOPMENT BANK	AAA	AAA	Aaa	600,000.00	09/14/2017	09/14/2022	597,888.00	0.00	3,120.83	7,782.00	605,670.00	608,790.83
STLUCIE-PFM	00828EEA3	AFRICAN DEVELOPMENT BANK	AAA	AAA	Aaa	425,000.00	09/18/2019	09/16/2022	424,332.75	0.00	2,014.32	4,275.50	428,608.25	430,622.57
STLUCIE-Payden & Rygel	00828EEA3	AFRICAN DEVELOPMENT BANK	AAA	AAA	Aaa	230,000.00	09/18/2019	09/16/2022	229,638.90	0.00	1,090.10	2,313.80	231,952.70	233,042.80
STLUCIE-PFM	045167E58	ASIAN DEVELOPMENT BANK	AAA	AAA	Aaa	525,000.00	01/24/2020	04/03/2023	524,753.25	0.00	3,720.57	6,184.50	530,937.75	534,658.32
STLUCIE-PFM	008281BC0	ASIAN DEVELOPMENT BANK	AAA	AAA	Aaa	1,200,000.00	04/03/2020	04/03/2023	1,198,332.00	0.00	2,200.00	3,876.00	1,202,208.00	1,204,408.00
STLUCIE-PFM	459058IV6	INTERNATIONAL BANK FOR RECONSTRUCTION AND DEVELOPMENT	AA	AAA	Aaa	840,000.00	04/20/2021	04/20/2023	838,261.20	0.00	207.08	(3,502.80)	834,758.40	834,965.48
STLUCIE-Payden & Rygel	459058IV6	INTERNATIONAL BANK FOR RECONSTRUCTION AND DEVELOPMENT	AA	AAA	Aaa	220,000.00	04/20/2021	04/20/2023	219,544.60	0.00	54.24	(917.40)	218,627.20	218,681.44
STLUCIE-PFM	4581X0DM7	INTERNATIONAL BANK FOR RECONSTRUCTION AND DEVELOPMENT	AA	AAA	Aaa	475,000.00	04/24/2020	05/24/2023	474,838.50	0.00	244.10	(351.50)	474,487.00	474,731.10
STLUCIE-Payden & Rygel	4581X0DM7	INTERNATIONAL BANK FOR RECONSTRUCTION AND DEVELOPMENT	AA	AAA	Aaa	180,000.00	04/24/2020	05/24/2023	179,938.80					

ST. LUCIE COUNTY BOARD OF COUNTY COMMISSIONERS
INVESTMENT PORTFOLIO
AS OF DECEMBER 31, 2021

Account	Identifier	Description	S&P Rating	Fitch Rating	Moody's Rating	Current Units	Settle Date	Final Maturity	Book Value	Interest Due	Accrued Balance	Net Unrealized Gain/Loss	Market Value	Market Value + Accrued	
STLUCIE-Payden & Rygel	45950VOM1	INTERNATIONAL FINANCE CORP	AAA	AAA	Aaa	700,000.00	10/29/2021	04/03/2024	700,000.00	0.00	273.84	(161.00)	699,839.00	700,012.84	
STLUCIE-PFM	045167PE8	ASIAN DEVELOPMENT BANK	AAA	AAA	Aaa	1,135,000.00	06/09/2021	06/11/2024	1,134,319.00	0.00	236.46	(13,188.70)	1,121,130.30	1,121,366.76	
STLUCIE-PFM	4581XDD28	INTER-AMERICAN DEVELOPMENT BANK	AAA	AAA	Aaa	695,000.00	09/23/2021	09/23/2024	694,485.70	0.00	945.97	(8,840.40)	685,645.30	686,591.27	
STLUCIE-Payden & Rygel	45950KCR9	INTERNATIONAL FINANCE CORP	AAA	AAA	Aaa	500,000.00	10/16/2019	10/16/2024	498,535.00	0.00	1,432.29	(6,430.00)	504,965.00	506,397.29	
STLUCIE-Payden & Rygel	045167EW9	ASIAN DEVELOPMENT BANK	AAA	AAA	Aaa	610,000.00	09/03/2020	09/03/2025	607,291.60	0.00	749.79	(15,091.40)	592,200.20	592,949.99	
									12,200,689.15	0.00	32,258.77	(14,424.70)	12,186,264.45	12,218,523.22	
ASSET BACKED SECURITIES															
STLUCIE-Payden & Rygel	92867XAD8	VWALT 2019-A-3	AAA	AAA	NA	29,729.00	10/04/2019	11/21/2022	29,728.53	0.00	18.08	57.55	29,786.08	29,804.16	
STLUCIE-Payden & Rygel	14315EAC4	CARMX 2018-A-3	AAA	AAA	NA	0.00	10/24/2018	09/15/2023	0.00	0.00	0.00	(0.00)	0.00	0.00	
STLUCIE-Payden & Rygel	34533FAD3	FORDO 2019-A-3	AAA	AAA	Aaa	0.00	03/22/2019	09/15/2023	0.00	0.00	0.00	(0.00)	0.00	0.00	
STLUCIE-Payden & Rygel	92347YAA2	VZOT 2019-A-1/A	AAA	AAA	Aaa	69,025.95	03/13/2019	09/20/2023	69,012.14	0.00	61.80	392.07	69,404.21	69,466.01	
STLUCIE-Payden & Rygel	98163EAD8	WOART 2018-B-3	AAA	AAA	NA	0.00	08/01/2018	11/15/2023	0.00	0.00	0.00	0.00	0.00	0.00	
STLUCIE-Payden & Rygel	14315NAC4	CARMX 2019-1 A3	AAA	AAA	NA	0.00	10/23/2019	03/15/2024	0.00	0.00	0.00	0.00	0.00	0.00	
STLUCIE-Payden & Rygel	02007RAC3	ALLYA 2019-3 A3	AAA	AAA	Aaa	39,596.14	09/17/2019	05/15/2024	39,593.33	0.00	33.96	227.21	39,822.24	39,856.20	
STLUCIE-Payden & Rygel	26208VAD8	DRIVE 2020-2 A3	AAA	AAA	Aaa	6,531.58	06/17/2020	05/15/2024	6,531.02	0.00	2.41	1.75	6,533.08	6,535.49	
STLUCIE-Payden & Rygel	80285WAD9	SDART 2020-3 A3	AAA	AAA	Aaa	111,028.84	09/23/2020	07/15/2024	111,018.22	0.00	25.66	30.60	111,048.82	111,074.48	
STLUCIE-Payden & Rygel	0559IRAD6	BMWLT 2021-1 A4	AAA	AAA	Aaa	200,000.00	03/10/2021	07/25/2024	199,992.06	0.00	12.33	(1,660.06)	198,332.00	198,344.33	
STLUCIE-Payden & Rygel	92868JAD8	VALET 2020-1 A3	AAA	AAA	Aaa	457,687.95	05/19/2020	11/20/2024	457,656.69	0.00	137.05	1,193.79	458,850.48	458,987.53	
STLUCIE-Payden & Rygel	80287EAC9	SDART 2021-3 A3	AAA	AAA	Aaa	600,000.00	07/21/2021	03/17/2025	599,935.56	0.00	88.00	(2,203.56)	597,732.00	597,820.00	
STLUCIE-Payden & Rygel	03066PAC3	AMCAR 2020-3 A3	AAA	AAA	Aaa	500,000.00	11/24/2020	06/18/2025	499,932.50	0.00	95.69	(287.50)	499,645.00	499,740.69	
STLUCIE-Payden & Rygel	98163DAD0	WOSAT 2020-A-3	AAA	AAA	NA	130,000.00	09/16/2020	07/15/2025	129,992.80	0.00	31.78	29.50	130,022.10	130,053.88	
STLUCIE-Payden & Rygel	03063FAC8	AMCAR 2021-1 A3	AAA	AAA	NA	250,000.00	03/10/2021	08/18/2025	249,996.43	0.00	33.40	(823.93)	249,172.50	249,205.90	
STLUCIE-Payden & Rygel	34533GAE9	FORDO 2020-B A4	AAA	AAA	NA	100,000.00	06/19/2020	11/15/2025	99,997.70	0.00	35.11	(246.70)	99,751.00	99,786.11	
STLUCIE-Payden & Rygel	98164EAC9	WOART 2021-A A3	AAA	AAA	NA	550,000.00	02/10/2021	01/15/2026	549,962.55	0.00	73.33	(3,229.55)	546,733.00	546,806.33	
STLUCIE-Payden & Rygel	362590AD3	GMCAR 2020-3 A4	AAA	AAA	Aaa	140,000.00	08/19/2020	01/16/2026	139,998.52	0.00	33.83	(1,413.92)	138,584.60	138,618.43	
STLUCIE-Payden & Rygel	80286TAD5	SRT 2021-A A4	AAA	AAA	Aaa	350,000.00	03/24/2021	03/20/2026	349,968.54	0.00	64.17	(1,331.54)	348,647.00	348,711.17	
STLUCIE-Payden & Rygel	24703QAC6	DEFT 211 A3	AAA	AAA	Aaa	200,000.00	03/17/2021	05/22/2026	199,962.00	0.00	21.50	(1,154.00)	198,808.00	198,829.50	
STLUCIE-Payden & Rygel	58769VAD0	MBALT 2020-B A4	AAA	AAA	NA	330,000.00	09/23/2020	06/15/2026	329,956.67	0.00	73.33	(808.07)	329,221.93	329,221.93	
STLUCIE-Payden & Rygel	58769VAD2	MBART 2020-1 A4	AAA	AAA	NA	210,000.00	06/23/2020	10/15/2026	209,994.16	0.00	71.87	(886.66)	209,107.50	209,179.37	
STLUCIE-Payden & Rygel	98163CAF7	WOART 20C A4	AAA	AAA	NA	160,000.00	08/19/2020	10/15/2026	159,979.98	0.00	43.38	(1,408.78)	158,571.20	158,614.58	
STLUCIE-Payden & Rygel	98163JAD7	WOLS 2021-A A4	AAA	AAA	NA	600,000.00	07/21/2021	11/16/2026	599,905.20	0.00	133.33	(5,899.20)	594,006.00	594,139.33	
STLUCIE-Payden & Rygel	39154TBR3	GALC 2021-1 A4	AAA	AAA	NA	300,000.00	04/10/2021	11/15/2026	299,964.93	0.00	70.63	(5,691.93)	294,273.00	294,346.33	
STLUCIE-Payden & Rygel	50117TAD3	KCOT 211 A4	AAA	AAA	Aaa	530,000.00	02/16/2021	03/15/2027	529,856.16	0.00	204.93	(6,852.16)	523,004.00	523,208.93	
STLUCIE-Payden & Rygel	12597PAD0	CNH 2020-A A4	AAA	AAA	NA	160,000.00	05/27/2020	04/15/2027	159,969.54	0.00	107.38	1,092.86	161,062.40	161,169.78	
STLUCIE-Payden & Rygel	0966IRAE1	BMWOT 2020-A A4	AAA	AAA	NA	190,000.00	07/15/2020	04/26/2027	189,947.16	0.00	19.73	(1,058.66)	188,888.50	188,908.13	
STLUCIE-Payden & Rygel	29374YAC6	EFF 2021-2 A3	AAA	AAA	NA	450,000.00	07/28/2021	05/20/2027	449,953.02	0.00	101.65	(6,327.00)	443,626.00	443,727.65	
STLUCIE-Payden & Rygel	12510KAC7	CCG 211 A2	AAA	AAA	Aaa	255,768.68	02/16/2021	06/14/2027	255,729.44	0.00	36.23	(7,247.28)	248,482.16	248,518.39	
STLUCIE-Payden & Rygel	47787NAD1	IDOT 2020-B A4	AAA	AAA	Aaa	150,000.00	07/22/2020	06/15/2027	149,953.19	0.00	48.00	(1,691.19)	148,262.00	148,310.19	
STLUCIE-Payden & Rygel	14687KAD8	CRVNA-21P4-A4	AAA	AAA	NA	600,000.00	12/29/2021	12/10/2027	599,968.92	0.00	54.67	31.08	600,000.00	600,054.67	
STLUCIE-Payden & Rygel	47788UAD4	IDOT 2021 A4	AAA	AAA	Aaa	400,000.00	03/10/2021	12/15/2027	399,983.00	0.00	110.22	(6,327.00)	393,656.00	393,766.22	
STLUCIE-Payden & Rygel	682687AA6	ODART 211 A	AAA	AAA	NA	700,000.00	07/14/2028	09/9,919.22	699,919.22	0.00	287.58	(8,956.22)	690,963.00	691,250.58	
STLUCIE-Payden & Rygel	233262AD6	DLLAA 2021-1 A4	AAA	AAA	Aaa	450,000.00	07/28/2021	06/20/2029	449,993.97	0.00	123.75	(13,354.47)	436,639.50	436,763.25	
STLUCIE-Payden & Rygel	33291YAD7	DLLAA 2021-1 A4	AAA	AAA	Aaa	250,000.00	05/05/2021	02/19/2030	249,991.90	0.00	100.14	(3,901.90)	246,090.00	246,190.14	
STLUCIE-Payden & Rygel	55317JAD2	MMAF 21A A4	AAA	AAA	Aaa	200,000.00	05/05/2021	11/13/2030	199,926.28	0.00	104.00	(3,190.28)	196,736.00	196,840.00	
STLUCIE-Payden & Rygel	165183CP7	CFH 211 A1	AAA	AAA	Aaa	158,676.66	03/23/2021	04/15/2033	158,657.33	0.00	33.15	(696.30)	157,961.02	157,994.17	
STLUCIE-Payden & Rygel	55317JAE0	MMAF 21A A5	AAA	AAA	Aaa	300,000.00	05/05/2021	11/13/2043	299,948.70	0.00	178.50	(4,109.70)	295,839.00	296,017.50	
									10,126,879.39	0.00	2,673.29	(86,065.88)	10,040,813.51	10,043,486.80	
EQUITIES & EXCHANGE TRADED FUNDS															
STLUCIE-Equities Sawgrass	00090Q103	ADT ORD	NA	NA	NA	74.00	03/31/2020	---	336.11	2.59	0.00	286.23	622.34	622.34	
STLUCIE-Equities Sawgrass	00090Q103	ADT ORD	NA	NA	NA	21.00	07/01/2020	---	163.06	0.74	0.00	13.55	176.61	176.61	
STLUCIE-Equities Sawgrass	00090Q103	ADT ORD	NA	NA	NA	202.00	01/27/2021	---	1,832.18	7.07	0.00	(133.36)	1,698.82	1,698.82	
STLUCIE-Equities Sawgrass	00090Q103	ADT ORD	NA	NA	NA	306.00	03/16/2021	---	2,559.90	10.71	0.00	13.56	2,573.46	2,573.46	
STLUCIE-Equities Sawgrass	00090Q103	ADT ORD	NA	NA	NA	62.00	10/01/2021	---	513.05	2.17	0.00	8.37	521.42	521.42	
STLUCIE-Equities Sawgrass	00206R102	AT&T ORD	NA	NA	NA	657.00	12/08/2016	---	25,531.02	0.00	0.00	(9,368.82)	16,162.20	16,162.20	
STLUCIE-Equities Sawgrass	00206R102	AT&T ORD	NA	NA	NA	450.00	12/09/2016	---	17,545.50	0.00	0.00	(6,475.50)	11,070.00	11,070.00	
STLUCIE-Equities Sawgrass	00206R102	AT&T ORD	NA	NA	NA	25.00	07/19/2019	---	837.75	0.00	0.00	(22.75)	815.00	815.00	
STLUCIE-Equities Sawgrass	00206R102	AT&T ORD	NA	NA	NA	123.00	09/13/2019	---	4,698.60	0.00	0.00	(1,672.80)	3,025.80	3,025.80	
STLUCIE-Equities Sawgrass	00206R102	AT&T ORD	NA	NA	NA	600.00	09/16/2020	---	22,944.00	0.00	0.00	(8,184.00)	14,760.00	14,760.00	
STLUCIE-Equities Sawgrass	002121101	A10 NETWORKS ORD	NA	NA	NA	880.00	02/26/2021	---	8,409.46	0.00	0.00	(6,180.94)	14,590.40	14,590.40	
STLUCIE-Equities Sawgrass	002121101	A10 NETWORKS ORD	NA	NA	NA	30.00	11/09/2021	---	510.69	0.00	0.00	(13.29)	497.40	497.40	
STLUCIE-Equities Sawgrass	00287Y109	ABBVIE ORD	NA	NA	NA	139.00	05/02/2019	---	11,057.59	0.00	0.00	7,763.01	18,820.60	18,820.60	
STLUCIE-Equities Sawgrass	00287Y109	ABBVIE ORD	NA	NA	NA	120.00	09/26/2019	---	8,745.86	0.00	0.00	7,502.14	16,248.00	16,248.00	
STLUCIE-Equities Sawgrass	00287Y109	ABBVIE ORD	NA	NA	NA	830.00	07/07/2020	---	82,116.88	0.00	0.00	30,265.12	112,382.00	112,382.00	
STLUCIE-Equities Sawgrass	00287Y109	ABBVIE ORD	NA	NA	NA	360.00	07/17/2020	---	35,877.67	0.00	0.00	12,866.33	48,744.00	48,744.00	
STLUCIE-Equities Sawgrass	0028														

ST. LUCIE COUNTY BOARD OF COUNTY COMMISSIONERS
 INVESTMENT PORTFOLIO
 AS OF DECEMBER 31, 2021

Account	Identifier	Description	S&P Rating	Fitch Rating	Moody's Rating	Current Units	Settle Date	Final Maturity	Book Value	Interest Due	Accrued Balance	Net Unrealized Gain/Loss	Market Value	Market Value + Accrued
STLUCIE-Equities Sawgrass	005098108	ACUSHNET HOLDINGS ORD	NA	NA	NA	115.00	11/09/2021	---	6,622.31	0.00	0.00	(518.11)	6,104.20	6,104.20
STLUCIE-Equities Sawgrass	006739106	ADDUS HOMECARE ORD	NA	NA	NA	6.00	06/01/2020	---	589.57	0.00	0.00	(28.51)	561.06	561.06
STLUCIE-Equities Sawgrass	006739106	ADDUS HOMECARE ORD	NA	NA	NA	16.00	01/27/2021	---	2,026.48	0.00	0.00	(530.32)	1,496.16	1,496.16
STLUCIE-Equities Sawgrass	006739106	ADDUS HOMECARE ORD	NA	NA	NA	24.00	03/16/2021	---	2,468.30	0.00	0.00	(224.00)	2,244.30	2,244.30
STLUCIE-Equities Sawgrass	006739106	ADDUS HOMECARE ORD	NA	NA	NA	4.00	03/31/2021	---	425.44	0.00	0.00	(51.40)	374.04	374.04
STLUCIE-Equities Sawgrass	006739106	ADDUS HOMECARE ORD	NA	NA	NA	12.00	10/01/2021	---	996.72	0.00	0.00	125.40	1,122.12	1,122.12
STLUCIE-Equities Sawgrass	009711101	AKAMAI TECHNOLOGIES ORD	NA	NA	NA	493.00	07/17/2020	---	55,537.04	0.00	0.00	2,163.68	57,700.72	57,700.72
STLUCIE-Equities Sawgrass	009711101	AKAMAI TECHNOLOGIES ORD	NA	NA	NA	680.00	10/30/2020	---	66,335.15	0.00	0.00	13,232.05	79,567.20	79,567.20
STLUCIE-Equities Sawgrass	009711101	AKAMAI TECHNOLOGIES ORD	NA	NA	NA	190.00	01/21/2021	---	21,115.71	0.00	0.00	1,121.89	22,237.60	22,237.60
STLUCIE-Equities Sawgrass	009711101	AKAMAI TECHNOLOGIES ORD	NA	NA	NA	430.00	02/12/2021	---	45,881.86	0.00	0.00	4,445.34	50,327.20	50,327.20
STLUCIE-Equities Sawgrass	009711101	AKAMAI TECHNOLOGIES ORD	NA	NA	NA	110.00	11/17/2021	---	11,952.05	0.00	0.00	922.35	12,874.40	12,874.40
STLUCIE-Equities Sawgrass	013091103	ALBERTSON'S COMPANIES CL A ORD	NA	NA	NA	170.00	06/30/2021	---	3,401.86	0.00	0.00	1,730.44	5,132.30	5,132.30
STLUCIE-Equities Sawgrass	013091103	ALBERTSON'S COMPANIES CL A ORD	NA	NA	NA	65.00	12/30/2021	---	1,966.78	0.00	0.00	55.57	1,962.35	1,962.35
STLUCIE-Equities Sawgrass	01973R101	ALLISON TRANSMISSION HOLDINGS ORD	NA	NA	NA	10.00	02/28/2020	---	420.85	0.00	0.00	(57.35)	363.50	363.50
STLUCIE-Equities Sawgrass	01973R101	ALLISON TRANSMISSION HOLDINGS ORD	NA	NA	NA	19.00	03/31/2020	---	617.50	0.00	0.00	73.15	690.65	690.65
STLUCIE-Equities Sawgrass	01973R101	ALLISON TRANSMISSION HOLDINGS ORD	NA	NA	NA	2.00	07/01/2020	---	73.35	0.00	0.00	(0.65)	72.70	72.70
STLUCIE-Equities Sawgrass	01973R101	ALLISON TRANSMISSION HOLDINGS ORD	NA	NA	NA	5.00	09/29/2020	---	170.72	0.00	0.00	11.03	181.75	181.75
STLUCIE-Equities Sawgrass	01973R101	ALLISON TRANSMISSION HOLDINGS ORD	NA	NA	NA	6.00	12/31/2020	---	257.94	0.00	0.00	(39.84)	218.10	218.10
STLUCIE-Equities Sawgrass	01973R101	ALLISON TRANSMISSION HOLDINGS ORD	NA	NA	NA	64.00	01/27/2021	---	2,909.12	0.00	0.00	(582.72)	2,326.40	2,326.40
STLUCIE-Equities Sawgrass	01973R101	ALLISON TRANSMISSION HOLDINGS ORD	NA	NA	NA	97.00	03/16/2021	---	4,067.92	0.00	0.00	(541.97)	3,525.95	3,525.95
STLUCIE-Equities Sawgrass	01973R101	ALLISON TRANSMISSION HOLDINGS ORD	NA	NA	NA	6.00	03/31/2021	---	243.36	0.00	0.00	(25.26)	218.10	218.10
STLUCIE-Equities Sawgrass	020002101	ALLSTATE ORD	NA	NA	NA	659.00	05/05/2017	---	53,805.97	533.79	0.00	23,725.38	77,531.35	77,531.35
STLUCIE-Equities Sawgrass	020002101	ALLSTATE ORD	NA	NA	NA	86.00	06/04/2018	---	8,071.96	69.66	0.00	2,045.94	10,117.90	10,117.90
STLUCIE-Equities Sawgrass	02079K107	ALPHABET CL C ORD	NA	NA	NA	19.00	06/29/2020	---	27,044.15	0.00	0.00	27,934.06	54,978.21	54,978.21
STLUCIE-Equities Sawgrass	02079K107	ALPHABET CL C ORD	NA	NA	NA	5.00	08/26/2020	---	7,958.50	0.00	0.00	6,509.45	14,467.95	14,467.95
STLUCIE-Equities Sawgrass	02079K305	ALPHABET CL A ORD	NA	NA	NA	30.00	09/02/2021	---	86,928.75	0.00	0.00	(17.55)	86,911.20	86,911.20
STLUCIE-Equities Sawgrass	023135106	AMAZON COM ORD	NA	NA	NA	20.00	09/02/2021	---	68,894.80	0.00	0.00	(2,208.00)	66,686.80	66,686.80
STLUCIE-Equities Sawgrass	023436108	AMEDISYS ORD	NA	NA	NA	6.00	10/22/2020	---	1,495.14	0.00	0.00	(523.86)	971.28	971.28
STLUCIE-Equities Sawgrass	023436108	AMEDISYS ORD	NA	NA	NA	7.00	01/27/2021	---	2,660.51	0.00	0.00	(1,127.35)	1,533.16	1,533.16
STLUCIE-Equities Sawgrass	023436108	AMEDISYS ORD	NA	NA	NA	1.00	02/01/2021	---	287.14	0.00	0.00	(125.26)	161.88	161.88
STLUCIE-Equities Sawgrass	023436108	AMEDISYS ORD	NA	NA	NA	11.00	03/16/2021	---	2,901.03	0.00	0.00	(1,120.35)	1,780.68	1,780.68
STLUCIE-Equities Sawgrass	023436108	AMEDISYS ORD	NA	NA	NA	1.00	03/31/2021	---	265.11	0.00	0.00	(103.23)	161.88	161.88
STLUCIE-Equities Sawgrass	023436108	AMEDISYS ORD	NA	NA	NA	4.00	06/30/2021	---	1,020.67	0.00	0.00	(373.15)	647.52	647.52
STLUCIE-Equities Sawgrass	023436108	AMEDISYS ORD	NA	NA	NA	4.00	10/01/2021	---	608.66	0.00	0.00	38.86	647.52	647.52
STLUCIE-Equities Sawgrass	02665T306	AMERICAN HOMES 4 RENT CL A REIT ORD	NA	NA	NA	21.00	07/01/2020	---	560.07	0.00	0.00	355.74	915.81	915.81
STLUCIE-Equities Sawgrass	02665T306	AMERICAN HOMES 4 RENT CL A REIT ORD	NA	NA	NA	9.00	12/31/2020	---	267.30	0.00	0.00	125.19	392.49	392.49
STLUCIE-Equities Sawgrass	02665T306	AMERICAN HOMES 4 RENT CL A REIT ORD	NA	NA	NA	50.00	01/27/2021	---	1,533.25	0.00	0.00	627.25	2,160.50	2,160.50
STLUCIE-Equities Sawgrass	02665T306	AMERICAN HOMES 4 RENT CL A REIT ORD	NA	NA	NA	78.00	03/16/2021	---	2,460.59	0.00	0.00	940.99	3,401.58	3,401.58
STLUCIE-Equities Sawgrass	02665T306	AMERICAN HOMES 4 RENT CL A REIT ORD	NA	NA	NA	17.00	03/31/2021	---	573.67	0.00	0.00	167.70	741.37	741.37
STLUCIE-Equities Sawgrass	03073E105	AMERISOURCEBERGEN ORD	NA	NA	NA	199.00	06/08/2018	---	17,303.95	0.00	0.00	9,141.16	26,445.11	26,445.11
STLUCIE-Equities Sawgrass	03073E105	AMERISOURCEBERGEN ORD	NA	NA	NA	250.00	07/19/2018	---	21,790.68	0.00	0.00	11,431.82	33,222.50	33,222.50
STLUCIE-Equities Sawgrass	03073E105	AMERISOURCEBERGEN ORD	NA	NA	NA	81.00	09/13/2019	---	7,128.00	0.00	0.00	3,636.09	10,764.09	10,764.09
STLUCIE-Equities Sawgrass	031162100	AMGEN ORD	NA	NA	NA	127.00	05/21/2020	---	29,106.93	0.00	0.00	(535.74)	28,571.19	28,571.19
STLUCIE-Equities Sawgrass	031162100	AMGEN ORD	NA	NA	NA	290.00	05/22/2020	---	66,268.05	0.00	0.00	(1,026.75)	65,241.30	65,241.30
STLUCIE-Equities Sawgrass	031162100	AMGEN ORD	NA	NA	NA	150.00	05/28/2020	---	33,738.51	0.00	0.00	(13.01)	33,745.50	33,745.50
STLUCIE-Equities Sawgrass	031162100	AMGEN ORD	NA	NA	NA	140.00	06/18/2020	---	31,635.23	0.00	0.00	(139.43)	31,495.80	31,495.80
STLUCIE-Equities Sawgrass	031162100	AMGEN ORD	NA	NA	NA	120.00	02/05/2021	---	27,861.60	0.00	0.00	(865.20)	26,996.40	26,996.40
STLUCIE-Equities Sawgrass	031162100	AMGEN ORD	NA	NA	NA	270.00	04/30/2021	---	64,676.99	0.00	0.00	(3,935.09)	60,741.90	60,741.90
STLUCIE-Equities Sawgrass	031162100	AMGEN ORD	NA	NA	NA	34.00	07/06/2021	---	8,322.76	0.00	0.00	(673.78)	7,648.98	7,648.98
STLUCIE-Equities Sawgrass	031162100	AMGEN ORD	NA	NA	NA	90.00	11/08/2021	---	19,228.54	0.00	0.00	1,018.76	20,247.30	20,247.30
STLUCIE-Equities Sawgrass	031652100	AMKOR TECHNOLOGY ORD	NA	NA	NA	23.00	09/29/2020	---	251.97	0.00	0.00	318.20	570.17	570.17
STLUCIE-Equities Sawgrass	031652100	AMKOR TECHNOLOGY ORD	NA	NA	NA	24.00	12/31/2020	---	356.28	0.00	0.00	238.68	594.96	594.96
STLUCIE-Equities Sawgrass	031652100	AMKOR TECHNOLOGY ORD	NA	NA	NA	14.00	01/28/2021	---	243.18	0.00	0.00	103.88	347.06	347.06
STLUCIE-Equities Sawgrass	031652100	AMKOR TECHNOLOGY ORD	NA	NA	NA	136.00	02/07/2021	---	2,504.44	0.00	0.00	867.00	3,371.44	3,371.44
STLUCIE-Equities Sawgrass	031652100	AMKOR TECHNOLOGY ORD	NA	NA	NA	64.00	02/01/2021	---	1,023.68	0.00	0.00	562.88	1,586.56	1,586.56
STLUCIE-Equities Sawgrass	031652100	AMKOR TECHNOLOGY ORD	NA	NA	NA	266.00	03/16/2021	---	5,937.25	0.00	0.00	656.89	6,594.14	6,594.14
STLUCIE-Equities Sawgrass	031652100	AMKOR TECHNOLOGY ORD	NA	NA	NA	19.00	03/31/2021	---	421.52	0.00	0.00	49.49	471.01	471.01
STLUCIE-Equities Sawgrass	031652100	AMKOR TECHNOLOGY ORD	NA	NA	NA	485.00	04/30/2021	---	10,080.05	0.00	0.00	1,943.10	12,023.15	12,023.15
STLUCIE-Equities Sawgrass	031652100	AMKOR TECHNOLOGY ORD	NA	NA	NA	40.00	05/10/2021	---	784.35	0.00	0.00	207.25	991.60	991.60
STLUCIE-Equities Sawgrass	037833100	APPLE ORD	NA	NA	NA	268.00	01/27/2021	---	38,803.51	0.00	0.00	8,785.25	47,588.76	47,588.76
STLUCIE-Equities Sawgrass	037833100	APPLE ORD	NA	NA	NA	1,030.00	09/02/2021	---	156,489.65	0.00	0.00	26,407.45	182,897.10	182,897.10
STLUCIE-Equities Sawgrass	03836A101	APRIA ORD	NA	NA	NA	155.00	12/30/2021	---	4,956.13	0.00	0.00	96.87	5,053.00	5,053.00
STLUCIE-Equities Sawgrass	03852U106	ARAMARK ORD	NA	NA	NA	164.00	06/30/2021	---	6,117.04	0.00	0.00	617.04	6,043.40	6,043.40
STLUCIE-Equities Sawgrass	03852U106	ARAMARK ORD	NA	NA	NA	85.00	10/01/2021	---	2,875.97	0.00	0.00	256.28	3,132.25	3,132.25
STLUCIE-Equities Sawgrass	039653100	ARCOSA ORD	NA	NA	NA	59.00	04/22/2021	---	3,617.62	0.00	0.00	(508.32)	3,109.30	3,109.30
STLUCIE-Equities Sawgrass	039653100	ARCOSA ORD	NA	NA	NA	30.00	05/10/2021	---	1,939.88	0.00	0.00	(358.88)	1,581.00	1,581.00

ST. LUCIE COUNTY BOARD OF COUNTY COMMISSIONERS
 INVESTMENT PORTFOLIO
 AS OF DECEMBER 31, 2021

Account	Identifier	Description	S&P Rating	Fitch Rating	Moody's Rating	Current Units	Settle Date	Final Maturity	Book Value	Interest Due	Accrued Balance	Net Unrealized Gain/Loss	Market Value	Market Value + Accrued
STLUCIE-Equities Sawgrass	03963100	ARCOSA ORD	NA	NA	NA	26.00	06/30/2021	---	1,541.28	0.00	0.00	(171.08)	1,370.20	1,370.20
STLUCIE-Equities Sawgrass	042315307	ARMOUR RESIDENTIAL REIT ORD	NA	NA	NA	510.00	12/30/2021	---	5,096.23	0.00	0.00	(93.13)	5,003.10	5,003.10
STLUCIE-Equities Sawgrass	042735100	ARROW ELECTRONICS ORD	NA	NA	NA	14.00	02/28/2020	---	1,002.77	0.00	0.00	877.01	1,879.78	1,879.78
STLUCIE-Equities Sawgrass	042735100	ARROW ELECTRONICS ORD	NA	NA	NA	1.00	12/31/2020	---	96.76	0.00	0.00	377.51	134.27	134.27
STLUCIE-Equities Sawgrass	042735100	ARROW ELECTRONICS ORD	NA	NA	NA	26.00	01/27/2021	---	2,743.26	0.00	0.00	747.76	3,491.02	3,491.02
STLUCIE-Equities Sawgrass	042735100	ARROW ELECTRONICS ORD	NA	NA	NA	38.00	03/16/2021	---	3,950.57	0.00	0.00	1,151.69	5,102.26	5,102.26
STLUCIE-Equities Sawgrass	042735100	ARROW ELECTRONICS ORD	NA	NA	NA	2.00	03/31/2021	---	215.09	0.00	0.00	53.45	268.54	268.54
STLUCIE-Equities Sawgrass	04316A108	ARTISAN PARTNERS ASSET MGMT CL A ORD	NA	NA	NA	106.00	03/31/2021	---	5,570.89	0.00	0.00	(521.05)	5,049.84	5,049.84
STLUCIE-Equities Sawgrass	04316A108	ARTISAN PARTNERS ASSET MGMT CL A ORD	NA	NA	NA	5.00	05/10/2021	---	279.80	0.00	0.00	(41.60)	238.20	238.20
STLUCIE-Equities Sawgrass	04316A108	ARTISAN PARTNERS ASSET MGMT CL A ORD	NA	NA	NA	30.00	05/28/2021	---	1,509.75	0.00	0.00	(80.55)	1,429.20	1,429.20
STLUCIE-Equities Sawgrass	04316A108	ARTISAN PARTNERS ASSET MGMT CL A ORD	NA	NA	NA	8.00	10/01/2021	---	401.92	0.00	0.00	(20.80)	381.12	381.12
STLUCIE-Equities Sawgrass	047649108	ATKORE ORD	NA	NA	NA	135.00	04/30/2021	---	10,450.67	0.00	0.00	4,559.98	15,010.65	15,010.65
STLUCIE-Equities Sawgrass	047649108	ATKORE ORD	NA	NA	NA	10.00	12/14/2021	---	1,089.70	0.00	0.00	22.20	1,111.90	1,111.90
STLUCIE-Equities Sawgrass	05332102	AUTOZONE ORD	NA	NA	NA	31.174000	09/02/2020	---	3,117.40	0.00	0.00	10,753.80	41,927.80	41,927.80
STLUCIE-Equities Sawgrass	05352A100	AVANTOR ORD	NA	NA	NA	35.00	02/28/2020	---	574.88	0.00	0.00	900.02	1,474.90	1,474.90
STLUCIE-Equities Sawgrass	05352A100	AVANTOR ORD	NA	NA	NA	5.00	09/29/2020	---	110.23	0.00	0.00	100.47	210.70	210.70
STLUCIE-Equities Sawgrass	05352A100	AVANTOR ORD	NA	NA	NA	72.00	01/27/2021	---	2,229.83	0.00	0.00	804.25	3,034.08	3,034.08
STLUCIE-Equities Sawgrass	05352A100	AVANTOR ORD	NA	NA	NA	8.00	02/01/2021	---	229.60	0.00	0.00	107.52	337.12	337.12
STLUCIE-Equities Sawgrass	05352A100	AVANTOR ORD	NA	NA	NA	115.00	03/16/2021	---	3,221.79	0.00	0.00	1,624.31	4,846.10	4,846.10
STLUCIE-Equities Sawgrass	05352A100	AVANTOR ORD	NA	NA	NA	15.00	03/31/2021	---	422.78	0.00	0.00	209.32	632.10	632.10
STLUCIE-Equities Sawgrass	05352A100	AVANTOR ORD	NA	NA	NA	30.00	06/30/2021	---	1,072.93	0.00	0.00	191.27	1,264.20	1,264.20
STLUCIE-Equities Sawgrass	053807103	AVNET ORD	NA	NA	NA	34.00	02/28/2020	---	1,108.57	0.00	0.00	293.25	1,401.82	1,401.82
STLUCIE-Equities Sawgrass	053807103	AVNET ORD	NA	NA	NA	6.00	03/31/2020	---	477.78	0.00	0.00	99.60	247.38	247.38
STLUCIE-Equities Sawgrass	053807103	AVNET ORD	NA	NA	NA	6.00	09/29/2020	---	152.58	0.00	0.00	94.80	247.38	247.38
STLUCIE-Equities Sawgrass	053807103	AVNET ORD	NA	NA	NA	77.00	01/27/2021	---	3,032.38	0.00	0.00	142.33	3,174.71	3,174.71
STLUCIE-Equities Sawgrass	053807103	AVNET ORD	NA	NA	NA	5.00	02/01/2021	---	178.93	0.00	0.00	27.22	206.15	206.15
STLUCIE-Equities Sawgrass	053807103	AVNET ORD	NA	NA	NA	123.00	03/16/2021	---	4,864.06	0.00	0.00	207.23	5,071.29	5,071.29
STLUCIE-Equities Sawgrass	053807103	AVNET ORD	NA	NA	NA	6.00	03/31/2021	---	243.00	0.00	0.00	4.38	247.38	247.38
STLUCIE-Equities Sawgrass	055500101	BIS WHOLESale CLUB HOLD ORD	NA	NA	NA	4.00	05/01/2020	---	104.48	0.00	0.00	163.40	267.88	267.88
STLUCIE-Equities Sawgrass	055500101	BIS WHOLESale CLUB HOLD ORD	NA	NA	NA	3.00	09/29/2020	---	120.41	0.00	0.00	80.50	200.91	200.91
STLUCIE-Equities Sawgrass	055500101	BIS WHOLESale CLUB HOLD ORD	NA	NA	NA	8.00	12/31/2020	---	295.60	0.00	0.00	240.16	535.76	535.76
STLUCIE-Equities Sawgrass	055500101	BIS WHOLESale CLUB HOLD ORD	NA	NA	NA	45.00	01/27/2021	---	1,942.60	0.00	0.00	1,071.05	3,013.65	3,013.65
STLUCIE-Equities Sawgrass	055500101	BIS WHOLESale CLUB HOLD ORD	NA	NA	NA	66.00	02/01/2021	---	3,128.40	0.00	0.00	1,291.62	4,420.02	4,420.02
STLUCIE-Equities Sawgrass	055500101	BIS WHOLESale CLUB HOLD ORD	NA	NA	NA	119.00	03/16/2021	---	5,050.60	0.00	0.00	2,918.83	7,969.43	7,969.43
STLUCIE-Equities Sawgrass	055500101	BIS WHOLESale CLUB HOLD ORD	NA	NA	NA	6.00	03/31/2021	---	272.79	0.00	0.00	129.03	401.82	401.82
STLUCIE-Equities Sawgrass	055500101	BIS WHOLESale CLUB HOLD ORD	NA	NA	NA	26.00	06/30/2021	---	1,215.74	0.00	0.00	525.48	1,741.22	1,741.22
STLUCIE-Equities Sawgrass	055500101	BIS WHOLESale CLUB HOLD ORD	NA	NA	NA	100.00	08/13/2021	---	5,252.46	0.00	0.00	1,444.54	6,697.00	6,697.00
STLUCIE-Equities Sawgrass	055500101	BIS WHOLESale CLUB HOLD ORD	NA	NA	NA	50.00	09/14/2021	---	2,934.56	0.00	0.00	413.94	3,348.50	3,348.50
STLUCIE-Equities Sawgrass	055500101	BIS WHOLESale CLUB HOLD ORD	NA	NA	NA	12.00	10/01/2021	---	690.30	0.00	0.00	113.34	803.64	803.64
STLUCIE-Equities Sawgrass	055500101	BIS WHOLESale CLUB HOLD ORD	NA	NA	NA	40.00	12/14/2021	---	2,655.40	0.00	0.00	23.40	2,678.80	2,678.80
STLUCIE-Equities Sawgrass	056525108	BADGER METER ORD	NA	NA	NA	90.00	03/31/2021	---	8,633.70	0.00	0.00	956.70	9,590.40	9,590.40
STLUCIE-Equities Sawgrass	060505104	BANK OF AMERICA ORD	NA	NA	NA	157.00	07/22/2016	---	2,243.53	0.00	0.00	4,741.40	6,984.93	6,984.93
STLUCIE-Equities Sawgrass	060505104	BANK OF AMERICA ORD	NA	NA	NA	1,575.00	12/08/2016	---	34,476.75	0.00	0.00	35,595.00	70,071.75	70,071.75
STLUCIE-Equities Sawgrass	060505104	BANK OF AMERICA ORD	NA	NA	NA	925.00	12/09/2016	---	20,257.32	0.00	0.00	20,895.93	41,153.25	41,153.25
STLUCIE-Equities Sawgrass	060505104	BANK OF AMERICA ORD	NA	NA	NA	145.00	12/08/2016	---	23,191.30	0.00	0.00	20,163.70	43,355.00	43,355.00
STLUCIE-Equities Sawgrass	084670702	BERKSHIRE HATHAWAY CL B ORD	NA	NA	NA	100.00	12/09/2016	---	16,029.00	0.00	0.00	13,871.00	29,900.00	29,900.00
STLUCIE-Equities Sawgrass	084670702	BERKSHIRE HATHAWAY CL B ORD	NA	NA	NA	30.00	10/29/2018	---	6,100.80	0.00	0.00	2,869.20	8,970.00	8,970.00
STLUCIE-Equities Sawgrass	084670702	BERKSHIRE HATHAWAY CL B ORD	NA	NA	NA	50.00	07/19/2019	---	10,461.00	0.00	0.00	4,489.00	14,950.00	14,950.00
STLUCIE-Equities Sawgrass	08579W103	BERRY GLOBAL GROUP ORD	NA	NA	NA	270.00	01/14/2021	---	14,778.86	0.00	0.00	5,141.75	19,920.60	19,920.60
STLUCIE-Equities Sawgrass	08579W103	BERRY GLOBAL GROUP ORD	NA	NA	NA	387.00	01/19/2021	---	20,685.30	0.00	0.00	2,852.86	28,538.16	28,538.16
STLUCIE-Equities Sawgrass	08579W103	BERRY GLOBAL GROUP ORD	NA	NA	NA	450.00	09/02/2021	---	30,434.58	0.00	0.00	2,766.42	33,201.00	33,201.00
STLUCIE-Equities Sawgrass	09215C105	BLACK KNIGHT ORD	NA	NA	NA	15.00	02/28/2020	---	1,061.25	0.00	0.00	182.10	1,243.35	1,243.35
STLUCIE-Equities Sawgrass	09215C105	BLACK KNIGHT ORD	NA	NA	NA	3.00	03/31/2020	---	113.20	0.00	0.00	52.58	165.78	165.78
STLUCIE-Equities Sawgrass	09215C105	BLACK KNIGHT ORD	NA	NA	NA	2.00	12/31/2020	---	264.57	0.00	0.00	(15.90)	248.67	248.67
STLUCIE-Equities Sawgrass	09215C105	BLACK KNIGHT ORD	NA	NA	NA	32.00	01/27/2021	---	2,622.88	0.00	0.00	29.60	2,652.48	2,652.48
STLUCIE-Equities Sawgrass	09215C105	BLACK KNIGHT ORD	NA	NA	NA	48.00	03/16/2021	---	3,714.77	0.00	0.00	263.95	3,978.72	3,978.72
STLUCIE-Equities Sawgrass	09215C105	BLACK KNIGHT ORD	NA	NA	NA	8.00	03/31/2021	---	593.72	0.00	0.00	69.40	663.12	663.12
STLUCIE-Equities Sawgrass	09247X101	BLACKROCK ORD	NA	NA	NA	42.00	12/08/2016	---	15,789.41	0.00	0.00	22,664.11	38,453.52	38,453.52
STLUCIE-Equities Sawgrass	09247X101	BLACKROCK ORD	NA	NA	NA	50.00	12/09/2016	---	18,624.48	0.00	0.00	27,153.52	45,778.00	45,778.00
STLUCIE-Equities Sawgrass	09739D100	BOISE CASCADE ORD	NA	NA	NA	70.00	12/30/2021	---	4,905.60	0.00	0.00	78.40	4,984.00	4,984.00
STLUCIE-Equities Sawgrass	099502106	BOOZ ALLEN HAMILTON HOLDING CL A ORD	NA	NA	NA	20.00	01/27/2021	---	1,948.70	0.00	0.00	(252.90)	1,695.80	1,695.80
STLUCIE-Equities Sawgrass	099502106	BOOZ ALLEN HAMILTON HOLDING CL A ORD	NA	NA	NA	24.00	03/16/2021	---	1,904.28	0.00	0.00	130.68	2,034.96	2,034.96
STLUCIE-Equities Sawgrass	099502106	BOOZ ALLEN HAMILTON HOLDING CL A ORD	NA	NA	NA	8.00	03/31/2021	---	653.48	0.00	0.00	24.84	678.32	678.32
STLUCIE-Equities Sawgrass	099502106	BOOZ ALLEN HAMILTON HOLDING CL A ORD	NA	NA	NA	15.00	10/01/2021	---	1,184.85	0.00	0.00	87.00	1,271.85	1,271.85
STLUCIE-Equities Sawgrass	10316T104	BOX CL A ORD	NA	NA	NA	275.00	11/09/2021	---	7,330.07	0.00	0.00	(127.82)	7,202.25	7,202.25
STLUCIE-Equities Sawgrass	11135F101	BROADCOM ORD	NA	NA	NA	90.00	09/02/2021	---	44,765.17	0.00	0.00	15,121.73	59,886.90	59,886.90
STLUCIE-Equities Sawgrass	124805102	CBIZ ORD	NA	NA	NA	19.00	02/28/2020	---	502.93	0.00	0.00	240.35	743.28	743.28

ST. LUCIE COUNTY BOARD OF COUNTY COMMISSIONERS
 INVESTMENT PORTFOLIO
 AS OF DECEMBER 31, 2021

Account	Identifier	Description	S&P Rating	Fitch Rating	Moody's Rating	Current Units	Settle Date	Final Maturity	Book Value	Interest Due	Accrued Balance	Net Unrealized Gain/Loss	Market Value	Market Value + Accrued
STLUCIE-Equities Sawgrass	124805102	CBZ ORD	NA	NA	NA	48.00	01/27/2021	---	1,287.42	0.00	0.00	590.34	1,877.76	1,877.76
STLUCIE-Equities Sawgrass	124805102	CBZ ORD	NA	NA	NA	73.00	03/16/2021	---	2,472.72	0.00	0.00	383.04	2,855.76	2,855.76
STLUCIE-Equities Sawgrass	124805102	CBZ ORD	NA	NA	NA	21.00	10/01/2021	---	687.44	0.00	0.00	134.08	821.52	821.52
STLUCIE-Equities Sawgrass	12503M108	CBOE GLOBAL MARKETS ORD	NA	NA	NA	210.00	12/14/2021	---	27,692.72	0.00	0.00	(308.72)	27,384.00	27,384.00
STLUCIE-Equities Sawgrass	12503M108	CBOE GLOBAL MARKETS ORD	NA	NA	NA	840.00	12/30/2021	---	110,321.23	0.00	0.00	(785.23)	109,536.00	109,536.00
STLUCIE-Equities Sawgrass	12504L109	CBRE GROUP CL A ORD	NA	NA	NA	70.00	07/22/2016	---	1,942.17	0.00	0.00	5,653.53	7,595.70	7,595.70
STLUCIE-Equities Sawgrass	12504L109	CBRE GROUP CL A ORD	NA	NA	NA	550.00	12/08/2016	---	16,807.89	0.00	0.00	42,872.61	59,680.50	59,680.50
STLUCIE-Equities Sawgrass	12504L109	CBRE GROUP CL A ORD	NA	NA	NA	300.00	12/09/2016	---	9,207.00	0.00	0.00	23,346.00	32,553.00	32,553.00
STLUCIE-Equities Sawgrass	12504L109	CBRE GROUP CL A ORD	NA	NA	NA	525.00	12/12/2016	---	16,753.70	0.00	0.00	40,214.05	56,967.75	56,967.75
STLUCIE-Equities Sawgrass	12514G108	CDW ORD	NA	NA	NA	110.00	09/02/2021	---	22,027.41	0.00	0.00	498.39	22,525.80	22,525.80
STLUCIE-Equities Sawgrass	126349109	CSG SYSTEMS INTERNATIONAL ORD	NA	NA	NA	9.00	05/08/2020	---	441.46	0.00	0.00	77.12	518.58	518.58
STLUCIE-Equities Sawgrass	126349109	CSG SYSTEMS INTERNATIONAL ORD	NA	NA	NA	3.00	09/29/2020	---	121.97	0.00	0.00	50.89	172.86	172.86
STLUCIE-Equities Sawgrass	126349109	CSG SYSTEMS INTERNATIONAL ORD	NA	NA	NA	7.00	12/31/2020	---	319.62	0.00	0.00	83.72	403.34	403.34
STLUCIE-Equities Sawgrass	126349109	CSG SYSTEMS INTERNATIONAL ORD	NA	NA	NA	40.00	01/27/2021	---	1,830.40	0.00	0.00	474.40	2,304.80	2,304.80
STLUCIE-Equities Sawgrass	126349109	CSG SYSTEMS INTERNATIONAL ORD	NA	NA	NA	60.00	03/16/2021	---	2,933.10	0.00	0.00	524.10	3,457.20	3,457.20
STLUCIE-Equities Sawgrass	126349109	CSG SYSTEMS INTERNATIONAL ORD	NA	NA	NA	13.00	03/31/2021	---	623.03	0.00	0.00	126.03	749.06	749.06
STLUCIE-Equities Sawgrass	126349109	CSG SYSTEMS INTERNATIONAL ORD	NA	NA	NA	14.00	06/30/2021	---	657.16	0.00	0.00	149.52	806.68	806.68
STLUCIE-Equities Sawgrass	126349109	CSG SYSTEMS INTERNATIONAL ORD	NA	NA	NA	25.00	12/30/2021	---	1,458.50	0.00	0.00	(18.00)	1,440.50	1,440.50
STLUCIE-Equities Sawgrass	126650100	CVS HEALTH ORD	NA	NA	NA	270.00	01/05/2018	---	19,860.25	0.00	0.00	7,992.95	27,853.20	27,853.20
STLUCIE-Equities Sawgrass	126650100	CVS HEALTH ORD	NA	NA	NA	225.00	04/18/2019	---	12,094.25	0.00	0.00	11,116.75	23,211.00	23,211.00
STLUCIE-Equities Sawgrass	126650100	CVS HEALTH ORD	NA	NA	NA	475.00	07/19/2019	---	26,829.85	0.00	0.00	22,171.15	49,001.00	49,001.00
STLUCIE-Equities Sawgrass	127097103	COTERRA ENERGY ORD	NA	NA	NA	300.00	12/30/2021	---	5,944.98	0.00	0.00	(244.98)	5,700.00	5,700.00
STLUCIE-Equities Sawgrass	127190304	CACI INTERNATIONAL CL A ORD	NA	NA	NA	64.00	01/26/2021	---	15,937.00	0.00	0.00	1,292.44	17,229.44	17,229.44
STLUCIE-Equities Sawgrass	127190304	CACI INTERNATIONAL CL A ORD	NA	NA	NA	9.00	01/27/2021	---	2,288.43	0.00	0.00	134.46	2,422.89	2,422.89
STLUCIE-Equities Sawgrass	127190304	CACI INTERNATIONAL CL A ORD	NA	NA	NA	101.00	03/02/2021	---	22,600.37	0.00	0.00	4,589.84	27,190.21	27,190.21
STLUCIE-Equities Sawgrass	127190304	CACI INTERNATIONAL CL A ORD	NA	NA	NA	15.00	03/16/2021	---	3,575.25	0.00	0.00	462.90	4,038.15	4,038.15
STLUCIE-Equities Sawgrass	127190304	CACI INTERNATIONAL CL A ORD	NA	NA	NA	3.00	03/31/2021	---	1,248.47	0.00	0.00	62.10	807.63	807.63
STLUCIE-Equities Sawgrass	127203107	CACTUS CL A ORD	NA	NA	NA	44.00	01/29/2021	---	1,128.57	0.00	0.00	549.25	1,677.72	1,677.72
STLUCIE-Equities Sawgrass	127203107	CACTUS CL A ORD	NA	NA	NA	16.00	02/01/2021	---	411.36	0.00	0.00	198.72	610.08	610.08
STLUCIE-Equities Sawgrass	127203107	CACTUS CL A ORD	NA	NA	NA	100.00	03/16/2021	---	3,295.17	0.00	0.00	517.83	3,813.00	3,813.00
STLUCIE-Equities Sawgrass	133131102	CAMDEN PROPERTY REIT ORD	NA	NA	NA	0.00	07/01/2020	---	1.66	0.00	0.00	0.00	0.00	0.00
STLUCIE-Equities Sawgrass	133131102	CAMDEN PROPERTY REIT ORD	NA	NA	NA	0.00	12/31/2020	---	0.00	1.66	0.00	0.00	0.00	0.00
STLUCIE-Equities Sawgrass	133131102	CAMDEN PROPERTY REIT ORD	NA	NA	NA	0.00	01/27/2021	---	0.00	12.45	0.00	0.00	0.00	0.00
STLUCIE-Equities Sawgrass	133131102	CAMDEN PROPERTY REIT ORD	NA	NA	NA	0.00	03/16/2021	---	0.00	17.43	0.00	0.00	0.00	0.00
STLUCIE-Equities Sawgrass	133131102	CAMDEN PROPERTY REIT ORD	NA	NA	NA	0.00	03/31/2021	---	0.00	4.98	0.00	0.00	0.00	0.00
STLUCIE-Equities Sawgrass	133131102	CAMDEN PROPERTY REIT ORD	NA	NA	NA	85.00	05/28/2021	---	3,553.36	0.00	0.00	(119.36)	3,434.00	3,434.00
STLUCIE-Equities Sawgrass	13462K109	CAMPING WORLD CL A ORD	NA	NA	NA	135.00	11/09/2021	---	4,919.97	0.00	0.00	(378.57)	4,541.40	4,541.40
STLUCIE-Equities Sawgrass	1448C104	CARRIER GLOBAL ORD	NA	NA	NA	50.00	12/08/2016	---	899.07	7.50	0.00	1,812.93	2,712.00	2,712.00
STLUCIE-Equities Sawgrass	1448C104	CARRIER GLOBAL ORD	NA	NA	NA	100.00	12/09/2016	---	1,790.81	15.00	0.00	3,633.19	5,424.00	5,424.00
STLUCIE-Equities Sawgrass	1448C104	CARRIER GLOBAL ORD	NA	NA	NA	767.00	06/29/2020	---	16,685.39	115.05	0.00	24,916.69	41,602.08	41,602.08
STLUCIE-Equities Sawgrass	1448C104	CARRIER GLOBAL ORD	NA	NA	NA	605.00	07/20/2020	---	16,043.81	90.75	0.00	16,771.39	32,815.20	32,815.20
STLUCIE-Equities Sawgrass	1488R101	CATALYST PHARMACEUTICALS ORD	NA	NA	NA	1,065.00	05/10/2021	---	4,994.96	0.00	0.00	2,215.09	7,210.05	7,210.05
STLUCIE-Equities Sawgrass	153527205	CENTRAL GARDEN AND PET CL A ORD	NA	NA	NA	10.00	09/08/2020	---	1,474.97	0.00	0.00	439.03	1,914.00	1,914.00
STLUCIE-Equities Sawgrass	153527205	CENTRAL GARDEN AND PET CL A ORD	NA	NA	NA	80.00	11/27/2020	---	3,073.48	0.00	0.00	102.30	478.50	478.50
STLUCIE-Equities Sawgrass	153527205	CENTRAL GARDEN AND PET CL A ORD	NA	NA	NA	0.00	12/17/2020	---	0.00	44.55	0.00	0.00	0.00	0.00
STLUCIE-Equities Sawgrass	156782104	CERNER ORD	NA	NA	NA	515.00	12/30/2020	---	40,144.30	167.40	0.00	7,683.75	47,828.05	47,828.05
STLUCIE-Equities Sawgrass	156782104	CERNER ORD	NA	NA	NA	150.00	01/28/2021	---	12,191.72	40.50	0.00	1,738.78	13,930.50	13,930.50
STLUCIE-Equities Sawgrass	156782104	CERNER ORD	NA	NA	NA	250.00	02/05/2021	---	20,092.08	67.50	0.00	3,125.42	23,217.50	23,217.50
STLUCIE-Equities Sawgrass	156782104	CERNER ORD	NA	NA	NA	560.00	02/16/2021	---	42,467.60	151.20	0.00	9,539.60	52,007.20	52,007.20
STLUCIE-Equities Sawgrass	156782104	CERNER ORD	NA	NA	NA	590.00	04/29/2021	---	44,634.27	159.30	0.00	10,159.03	54,793.30	54,793.30
STLUCIE-Equities Sawgrass	156782104	CERNER ORD	NA	NA	NA	140.00	11/15/2021	---	10,466.51	37.80	0.00	2,535.29	13,001.80	13,001.80
STLUCIE-Equities Sawgrass	156782104	CERNER ORD	NA	NA	NA	120.00	11/18/2020	---	8,896.80	32.40	0.00	2,247.60	11,144.40	11,144.40
STLUCIE-Equities Sawgrass	16359R103	CHEMED ORD	NA	NA	NA	3.00	09/18/2020	---	1,481.99	0.00	0.00	105.13	1,587.12	1,587.12
STLUCIE-Equities Sawgrass	16359R103	CHEMED ORD	NA	NA	NA	4.00	01/27/2021	---	2,212.36	0.00	0.00	(96.20)	2,116.16	2,116.16
STLUCIE-Equities Sawgrass	16359R103	CHEMED ORD	NA	NA	NA	5.00	03/16/2021	---	2,224.73	0.00	0.00	420.47	2,645.20	2,645.20
STLUCIE-Equities Sawgrass	16359R103	CHEMED ORD	NA	NA	NA	3.00	06/30/2021	---	1,461.03	0.00	0.00	126.09	1,587.12	1,587.12
STLUCIE-Equities Sawgrass	166764100	CHEVRON ORD	NA	NA	NA	187.00	12/08/2016	---	21,263.77	0.00	0.00	680.68	21,944.45	21,944.45
STLUCIE-Equities Sawgrass	166764100	CHEVRON ORD	NA	NA	NA	100.00	12/09/2016	---	11,247.00	0.00	0.00	488.00	11,735.00	11,735.00
STLUCIE-Equities Sawgrass	166764100	CHEVRON ORD	NA	NA	NA	100.00	06/11/2018	---	12,697.00	0.00	0.00	(962.00)	11,735.00	11,735.00
STLUCIE-Equities Sawgrass	17275R102	CISCO SYSTEMS ORD	NA	NA	NA	720.00	06/03/2020	---	35,613.56	0.00	0.00	12,012.84	45,626.40	45,626.40
STLUCIE-Equities Sawgrass	17275R102	CISCO SYSTEMS ORD	NA	NA	NA	800.00	02/12/2021	---	37,059.60	0.00	0.00	13,636.40	50,696.00	50,696.00
STLUCIE-Equities Sawgrass	17275R102	CISCO SYSTEMS ORD	NA	NA	NA	150.00	09/23/2021	---	8,429.97	0.00	0.00	1,075.53	9,505.50	9,505.50
STLUCIE-Equities Sawgrass	17376100	CITRIX SYSTEMS ORD	NA	NA	NA	238.00	10/30/2020	---	27,902.17	0.00	0.00	(5,389.75)	22,512.42	22,512.42
STLUCIE-Equities Sawgrass	17376100	CITRIX SYSTEMS ORD	NA	NA	NA	220.00	01/27/2021	---	28,512.00	0.00	0.00	(7,702.20)	20,809.80	20,809.80
STLUCIE-Equities Sawgrass	17376100	CITRIX SYSTEMS ORD	NA	NA	NA	490.00	05/03/2021	---	61,220.16	0.00	0.00	(14,871.06)	46,349.10	46,349.10

ST. LUCIE COUNTY BOARD OF COUNTY COMMISSIONERS
 INVESTMENT PORTFOLIO
 AS OF DECEMBER 31, 2021

Account	Identifier	Description	S&P Rating	Fitch Rating	Moody's Rating	Current Units	Settle Date	Final Maturity	Book Value	Interest Due	Accrued Balance	Net Unrealized Gain/Loss	Market Value	Market Value + Accrued
STLUCIE-Equities Sawgrass	177376100	CITRIX SYSTEMS ORD	NA	NA	NA	70.00	09/23/2021	---	17,657.71	0.00	0.00	(1,136.41)	6,621.30	6,621.30
STLUCIE-Equities Sawgrass	177376100	CITRIX SYSTEMS ORD	NA	NA	NA	210.00	11/08/2021	---	19,691.13	0.00	0.00	172.77	19,863.90	19,863.90
STLUCIE-Equities Sawgrass	189054109	CLOROX ORD	NA	NA	NA	130.00	07/17/2020	---	29,351.50	0.00	0.00	(6,684.70)	22,666.80	22,666.80
STLUCIE-Equities Sawgrass	189054109	CLOROX ORD	NA	NA	NA	230.00	12/17/2020	---	46,648.49	0.00	0.00	(6,545.69)	40,102.80	40,102.80
STLUCIE-Equities Sawgrass	189054109	CLOROX ORD	NA	NA	NA	140.00	12/30/2020	---	28,843.74	0.00	0.00	(3,843.74)	24,410.40	24,410.40
STLUCIE-Equities Sawgrass	189054109	CLOROX ORD	NA	NA	NA	140.00	02/04/2021	---	28,819.25	0.00	0.00	(4,408.85)	24,410.40	24,410.40
STLUCIE-Equities Sawgrass	189054109	CLOROX ORD	NA	NA	NA	130.00	02/08/2021	---	25,701.25	0.00	0.00	(3,034.45)	22,666.80	22,666.80
STLUCIE-Equities Sawgrass	189054109	CLOROX ORD	NA	NA	NA	90.00	11/02/2021	---	14,736.05	0.00	0.00	956.35	15,692.40	15,692.40
STLUCIE-Equities Sawgrass	191098102	COCA COLA CONSOLIDATED ORD	NA	NA	NA	14.00	06/30/2021	---	5,636.30	0.00	0.00	3,032.36	8,668.66	8,668.66
STLUCIE-Equities Sawgrass	19247A100	COHEN & STEERS ORD	NA	NA	NA	9.00	02/28/2020	---	650.79	0.00	0.00	181.80	832.59	832.59
STLUCIE-Equities Sawgrass	19247A100	COHEN & STEERS ORD	NA	NA	NA	2.00	12/31/2020	---	146.16	0.00	0.00	38.86	185.02	185.02
STLUCIE-Equities Sawgrass	19247A100	COHEN & STEERS ORD	NA	NA	NA	22.00	01/27/2021	---	1,595.86	0.00	0.00	439.36	2,035.22	2,035.22
STLUCIE-Equities Sawgrass	19247A100	COHEN & STEERS ORD	NA	NA	NA	34.00	03/16/2021	---	2,295.25	0.00	0.00	850.09	3,145.34	3,145.34
STLUCIE-Equities Sawgrass	19247A100	COHEN & STEERS ORD	NA	NA	NA	8.00	03/31/2021	---	527.45	0.00	0.00	212.63	740.08	740.08
STLUCIE-Equities Sawgrass	19908104	COMFORT SYSTEMS USA ORD	NA	NA	NA	45.00	11/09/2021	---	4,421.05	0.00	0.00	31.25	4,452.30	4,452.30
STLUCIE-Equities Sawgrass	20030N101	COMCAST CL A ORD	NA	NA	NA	885.00	11/18/2019	---	40,279.36	0.00	0.00	4,262.69	44,542.05	44,542.05
STLUCIE-Equities Sawgrass	20030N101	COMCAST CL A ORD	NA	NA	NA	580.00	09/02/2021	---	34,965.30	0.00	0.00	(5,773.90)	29,191.40	29,191.40
STLUCIE-Equities Sawgrass	201723103	COMMERCIAL METALS ORD	NA	NA	NA	2.00	09/29/2020	---	40.75	0.00	0.00	31.83	72.58	72.58
STLUCIE-Equities Sawgrass	201723103	COMMERCIAL METALS ORD	NA	NA	NA	12.00	12/31/2020	---	241.80	0.00	0.00	193.68	435.48	435.48
STLUCIE-Equities Sawgrass	201723103	COMMERCIAL METALS ORD	NA	NA	NA	61.00	01/27/2021	---	1,302.05	0.00	0.00	911.64	2,213.69	2,213.69
STLUCIE-Equities Sawgrass	201723103	COMMERCIAL METALS ORD	NA	NA	NA	9.00	02/01/2021	---	179.96	0.00	0.00	146.65	326.61	326.61
STLUCIE-Equities Sawgrass	201723103	COMMERCIAL METALS ORD	NA	NA	NA	99.00	03/16/2021	---	2,971.80	0.00	0.00	620.91	3,592.71	3,592.71
STLUCIE-Equities Sawgrass	216648402	COOPER ORD	NA	NA	NA	60.00	09/02/2021	---	26,771.40	0.00	0.00	(1,635.00)	25,136.40	25,136.40
STLUCIE-Equities Sawgrass	22002T108	CORPORATE OFFICE PROP REIT ORD	NA	NA	NA	32.00	07/01/2020	---	802.56	8.80	0.00	92.48	895.04	895.04
STLUCIE-Equities Sawgrass	22002T108	CORPORATE OFFICE PROP REIT ORD	NA	NA	NA	7.00	12/31/2020	---	183.05	1.93	0.00	12.74	195.79	195.79
STLUCIE-Equities Sawgrass	22002T108	CORPORATE OFFICE PROP REIT ORD	NA	NA	NA	61.00	01/27/2021	---	1,608.57	16.78	0.00	97.60	1,706.17	1,706.17
STLUCIE-Equities Sawgrass	22002T108	CORPORATE OFFICE PROP REIT ORD	NA	NA	NA	93.00	03/16/2021	---	2,491.94	25.58	0.00	109.27	2,601.21	2,601.21
STLUCIE-Equities Sawgrass	22002T108	CORPORATE OFFICE PROP REIT ORD	NA	NA	NA	23.00	03/31/2021	---	624.91	6.33	0.00	18.40	643.31	643.31
STLUCIE-Equities Sawgrass	22002T108	CORPORATE OFFICE PROP REIT ORD	NA	NA	NA	18.00	10/01/2021	---	487.25	4.95	0.00	6.21	503.46	503.46
STLUCIE-Equities Sawgrass	22052L104	CORTEVA ORD	NA	NA	NA	83.33	12/09/2016	---	2,751.81	0.00	0.00	1,188.19	3,940.00	3,940.00
STLUCIE-Equities Sawgrass	22052L104	CORTEVA ORD	NA	NA	NA	152.67	07/22/2016	---	4,747.89	0.00	0.00	2,470.19	7,218.08	7,218.08
STLUCIE-Equities Sawgrass	22052L104	CORTEVA ORD	NA	NA	NA	150.00	12/08/2016	---	4,996.92	0.00	0.00	2,095.08	7,092.00	7,092.00
STLUCIE-Equities Sawgrass	221006109	CORVEL ORD	NA	NA	NA	12.00	02/28/2020	---	893.47	0.00	0.00	1,602.53	2,496.00	2,496.00
STLUCIE-Equities Sawgrass	221006109	CORVEL ORD	NA	NA	NA	1.00	09/29/2020	---	83.42	0.00	0.00	124.58	208.00	208.00
STLUCIE-Equities Sawgrass	221006109	CORVEL ORD	NA	NA	NA	23.00	01/27/2021	---	2,385.84	0.00	0.00	2,398.16	4,784.00	4,784.00
STLUCIE-Equities Sawgrass	221006109	CORVEL ORD	NA	NA	NA	35.00	03/16/2021	---	3,730.39	0.00	0.00	3,549.61	7,280.00	7,280.00
STLUCIE-Equities Sawgrass	221006109	CORVEL ORD	NA	NA	NA	3.00	03/31/2021	---	319.64	0.00	0.00	304.36	624.00	624.00
STLUCIE-Equities Sawgrass	221006109	CORVEL ORD	NA	NA	NA	5.00	06/30/2021	---	659.90	0.00	0.00	380.10	1,040.00	1,040.00
STLUCIE-Equities Sawgrass	22160K105	COSTCO WHOLESALE ORD	NA	NA	NA	110.00	02/04/2021	---	39,219.40	0.00	0.00	23,227.60	62,447.00	62,447.00
STLUCIE-Equities Sawgrass	228368106	CROWN HOLDINGS ORD	NA	NA	NA	892.00	07/11/2018	---	40,904.89	0.00	0.00	57,768.15	98,673.04	98,673.04
STLUCIE-Equities Sawgrass	232109108	CUTERA ORD	NA	NA	NA	195.00	01/04/2021	---	4,774.61	0.00	0.00	3,282.79	8,057.40	8,057.40
STLUCIE-Equities Sawgrass	235851102	DANAHER ORD	NA	NA	NA	100.00	09/02/2021	---	32,356.85	21.00	0.00	544.15	32,901.00	32,901.00
STLUCIE-Equities Sawgrass	243537107	DECKERS OUTDOOR ORD	NA	NA	NA	10.00	02/25/2021	---	3,131.75	0.00	0.00	531.35	3,663.10	3,663.10
STLUCIE-Equities Sawgrass	25179N103	DEVON ENERGY ORD	NA	NA	NA	110.00	12/30/2021	---	4,869.40	0.00	0.00	(23.90)	4,845.50	4,845.50
STLUCIE-Equities Sawgrass	25264R207	DIAMOND HILL INVESTMENT GRP CL A ORD	NA	NA	NA	25.00	11/19/2020	---	3,994.65	0.00	0.00	861.10	4,855.75	4,855.75
STLUCIE-Equities Sawgrass	25264R207	DIAMOND HILL INVESTMENT GRP CL A ORD	NA	NA	NA	5.00	11/09/2020	---	1,118.03	0.00	0.00	(146.88)	971.15	971.15
STLUCIE-Equities Sawgrass	254543101	DIODES ORD	NA	NA	NA	115.00	05/10/2021	---	8,161.69	0.00	0.00	4,466.46	12,628.15	12,628.15
STLUCIE-Equities Sawgrass	254543101	DIODES ORD	NA	NA	NA	20.00	05/28/2021	---	1,502.62	0.00	0.00	693.58	2,196.20	2,196.20
STLUCIE-Equities Sawgrass	254543101	DIODES ORD	NA	NA	NA	10.00	11/09/2021	---	1,074.39	0.00	0.00	23.71	1,098.10	1,098.10
STLUCIE-Equities Sawgrass	254687106	WALT DISNEY ORD	NA	NA	NA	346.00	03/29/2019	---	38,162.94	0.00	0.00	15,429.01	53,591.94	53,591.94
STLUCIE-Equities Sawgrass	254687106	WALT DISNEY ORD	NA	NA	NA	90.00	09/26/2019	---	11,909.01	0.00	0.00	2,031.09	13,940.10	13,940.10
STLUCIE-Equities Sawgrass	254687106	WALT DISNEY ORD	NA	NA	NA	70.00	09/02/2021	---	12,715.26	0.00	0.00	(1,872.96)	10,842.30	10,842.30
STLUCIE-Equities Sawgrass	254687106	WALT DISNEY ORD	NA	NA	NA	50.00	09/23/2021	---	9,040.91	0.00	0.00	(1,296.41)	7,744.50	7,744.50
STLUCIE-Equities Sawgrass	25746U109	DOMINION ENERGY ORD	NA	NA	NA	250.00	04/16/2020	---	20,396.25	0.00	0.00	(756.25)	19,640.00	19,640.00
STLUCIE-Equities Sawgrass	257701201	DONEGAL GROUP CL A ORD	NA	NA	NA	26.00	02/28/2020	---	385.82	0.00	0.00	(14.28)	371.54	371.54
STLUCIE-Equities Sawgrass	257701201	DONEGAL GROUP CL A ORD	NA	NA	NA	8.00	09/29/2020	---	110.72	0.00	0.00	3.60	114.32	114.32
STLUCIE-Equities Sawgrass	257701201	DONEGAL GROUP CL A ORD	NA	NA	NA	21.00	12/31/2020	---	299.88	0.00	0.00	0.21	300.09	300.09
STLUCIE-Equities Sawgrass	257701201	DONEGAL GROUP CL A ORD	NA	NA	NA	99.00	01/27/2021	---	1,410.75	0.00	0.00	3.96	1,414.71	1,414.71
STLUCIE-Equities Sawgrass	257701201	DONEGAL GROUP CL A ORD	NA	NA	NA	147.00	03/16/2021	---	2,209.31	0.00	0.00	(108.68)	2,100.63	2,100.63
STLUCIE-Equities Sawgrass	257701201	DONEGAL GROUP CL A ORD	NA	NA	NA	35.00	03/31/2021	---	530.02	0.00	0.00	(29.87)	500.15	500.15
STLUCIE-Equities Sawgrass	257701201	DONEGAL GROUP CL A ORD	NA	NA	NA	68.00	06/30/2021	---	994.16	0.00	0.00	(22.44)	971.72	971.72
STLUCIE-Equities Sawgrass	257701201	DONEGAL GROUP CL A ORD	NA	NA	NA	185.00	12/30/2021	---	2,654.23	0.00	0.00	(10.58)	2,643.65	2,643.65
STLUCIE-Equities Sawgrass	257701201	DOW ORD	NA	NA	NA	579.00	11/12/2019	---	32,017.30	0.00	0.00	823.39	32,840.69	32,840.69
STLUCIE-Equities Sawgrass	260557103	DOW ORD	NA	NA	NA	520.00	06/29/2020	---	19,817.20	0.00	0.00	9,677.20	29,494.40	29,494.40
STLUCIE-Equities Sawgrass	26210C104	DROPTON CL A ORD	NA	NA	NA	1,135.00	04/22/2021	---	29,997.03	0.00	0.00	(2,144.13)	27,852.90	27,852.90
STLUCIE-Equities Sawgrass	278865100	ECOLAB ORD	NA	NA	NA	188.00	06/08/2021	---	40,427.37	95.88	0.00	3,675.55	44,102.92	44,102.92
STLUCIE-Equities Sawgrass	278865100	ECOLAB ORD	NA	NA	NA	210.00	06/10/2021	---	44,506.98	107.10	0.00	4,756.92	49,263.90	49,263.90

ST. LUCIE COUNTY BOARD OF COUNTY COMMISSIONERS
INVESTMENT PORTFOLIO
AS OF DECEMBER 31, 2021

Account	Identifier	Description	S&P Rating	Fitch Rating	Moody's Rating	Current Units	Settle Date	Final Maturity	Book Value	Interest Due	Accrued Balance	Net Unrealized Gain/Loss	Market Value	Market Value + Accrued
STLUCIE-Equities Sawgrass	278865100	ECOLAB ORD	NA	NA	NA	17000	11/08/2021	---	38,950.37	86.70	0.00	929.93	39,880.30	39,880.30
STLUCIE-Equities Sawgrass	278865100	ECOLAB ORD	NA	NA	NA	6000	11/12/2021	---	13,820.45	30.60	0.00	254.95	14,075.40	14,075.40
STLUCIE-Equities Sawgrass	278865100	ECOLAB ORD	NA	NA	NA	3000	11/15/2021	---	6,963.47	15.30	0.00	74.23	7,037.70	7,037.70
STLUCIE-Equities Sawgrass	278865100	ECOLAB ORD	NA	NA	NA	8000	11/18/2021	---	18,896.24	40.80	0.00	(129.04)	18,767.20	18,767.20
STLUCIE-Equities Sawgrass	29261A100	ENCOMPASS HEALTH ORD	NA	NA	NA	9.00	02/28/2020	---	697.41	2.52	0.00	(110.07)	587.34	587.34
STLUCIE-Equities Sawgrass	29261A100	ENCOMPASS HEALTH ORD	NA	NA	NA	19.00	01/27/2021	---	1,664.59	5.32	0.00	(424.65)	1,239.94	1,239.94
STLUCIE-Equities Sawgrass	29261A100	ENCOMPASS HEALTH ORD	NA	NA	NA	30.00	03/16/2021	---	2,396.40	8.40	0.00	(438.60)	1,957.80	1,957.80
STLUCIE-Equities Sawgrass	29261A100	ENCOMPASS HEALTH ORD	NA	NA	NA	5.00	03/31/2021	---	412.58	1.40	0.00	(86.28)	326.30	326.30
STLUCIE-Equities Sawgrass	29261A100	ENCOMPASS HEALTH ORD	NA	NA	NA	3.00	06/30/2021	---	401.51	1.40	0.00	(75.21)	326.30	326.30
STLUCIE-Equities Sawgrass	29358P101	ENSGN GROUP ORD	NA	NA	NA	5.00	02/11/2021	---	2,577.57	1.65	0.00	(58.77)	2,518.80	2,518.80
STLUCIE-Equities Sawgrass	29358P101	ENSGN GROUP ORD	NA	NA	NA	40.00	02/25/2021	---	3,307.08	2.20	0.00	51.32	3,358.40	3,358.40
STLUCIE-Equities Sawgrass	29977A105	EVERCORE CL A ORD	NA	NA	NA	9.00	02/28/2020	---	640.16	0.00	0.00	582.49	1,222.65	1,222.65
STLUCIE-Equities Sawgrass	29977A105	EVERCORE CL A ORD	NA	NA	NA	19.00	01/27/2021	---	2,166.38	0.00	0.00	414.77	2,581.15	2,581.15
STLUCIE-Equities Sawgrass	29977A105	EVERCORE CL A ORD	NA	NA	NA	28.00	03/16/2021	---	3,912.47	0.00	0.00	(108.67)	3,803.80	3,803.80
STLUCIE-Equities Sawgrass	30212W100	EXP WORLD HOLDINGS ORD	NA	NA	NA	132.00	04/30/2021	---	4,698.77	0.00	0.00	(251.69)	4,447.08	4,447.08
STLUCIE-Equities Sawgrass	30212W100	EXP WORLD HOLDINGS ORD	NA	NA	NA	12.00	06/30/2021	---	479.28	0.00	0.00	(75.00)	404.28	404.28
STLUCIE-Equities Sawgrass	30212W100	EXP WORLD HOLDINGS ORD	NA	NA	NA	10.00	10/01/2021	---	430.08	0.00	0.00	(93.18)	336.90	336.90
STLUCIE-Equities Sawgrass	30212W100	EXP WORLD HOLDINGS ORD	NA	NA	NA	35.00	12/30/2021	---	1,215.01	0.00	0.00	(35.86)	1,179.15	1,179.15
STLUCIE-Equities Sawgrass	302130109	EXPEDITORS INTERNATIONAL OF WASH ORD	NA	NA	NA	140.00	09/23/2021	---	17,433.04	0.00	0.00	1,367.56	18,800.60	18,800.60
STLUCIE-Equities Sawgrass	302130109	EXPEDITORS INTERNATIONAL OF WASH ORD	NA	NA	NA	70.00	09/23/2021	---	8,566.79	0.00	0.00	833.51	9,400.30	9,400.30
STLUCIE-Equities Sawgrass	302130109	EXPEDITORS INTERNATIONAL OF WASH ORD	NA	NA	NA	480.00	11/02/2021	---	59,426.88	0.00	0.00	5,032.32	64,459.20	64,459.20
STLUCIE-Equities Sawgrass	302130109	EXPEDITORS INTERNATIONAL OF WASH ORD	NA	NA	NA	280.00	11/04/2021	---	34,198.67	0.00	0.00	3,402.53	37,601.20	37,601.20
STLUCIE-Equities Sawgrass	302130109	EXPEDITORS INTERNATIONAL OF WASH ORD	NA	NA	NA	190.00	11/08/2021	---	24,131.69	0.00	0.00	3,483.41	25,515.10	25,515.10
STLUCIE-Equities Sawgrass	302130109	EXPEDITORS INTERNATIONAL OF WASH ORD	NA	NA	NA	130.00	11/15/2021	---	15,985.55	0.00	0.00	1,472.15	17,457.70	17,457.70
STLUCIE-Equities Sawgrass	302130109	EXPEDITORS INTERNATIONAL OF WASH ORD	NA	NA	NA	140.00	11/12/2021	---	17,609.63	0.00	0.00	1,190.97	18,800.60	18,800.60
STLUCIE-Equities Sawgrass	30231G102	EXXON MOBIL ORD	NA	NA	NA	145.00	12/08/2016	---	12,695.48	0.00	0.00	(3,822.93)	8,872.55	8,872.55
STLUCIE-Equities Sawgrass	30231G102	EXXON MOBIL ORD	NA	NA	NA	175.00	12/09/2016	---	15,206.50	0.00	0.00	(4,498.25)	10,708.25	10,708.25
STLUCIE-Equities Sawgrass	30231G102	EXXON MOBIL ORD	NA	NA	NA	200.00	01/05/2018	---	17,308.26	0.00	0.00	(5,070.26)	12,238.00	12,238.00
STLUCIE-Equities Sawgrass	30231G102	EXXON MOBIL ORD	NA	NA	NA	125.00	06/11/2018	---	10,368.84	0.00	0.00	(2,720.09)	7,648.75	7,648.75
STLUCIE-Equities Sawgrass	30231G102	EXXON MOBIL ORD	NA	NA	NA	80.00	10/12/2018	---	6,791.12	0.00	0.00	(1,895.92)	4,895.20	4,895.20
STLUCIE-Equities Sawgrass	30231G102	EXXON MOBIL ORD	NA	NA	NA	50.00	10/29/2018	---	3,952.50	0.00	0.00	(893.00)	3,059.50	3,059.50
STLUCIE-Equities Sawgrass	303231G102	EXXON MOBIL ORD	NA	NA	NA	346.00	02/01/2021	---	16,010.67	0.00	0.00	5,161.07	21,171.74	21,171.74
STLUCIE-Equities Sawgrass	303231G102	EXXON MOBIL ORD	NA	NA	NA	140.00	09/02/2021	---	53,155.32	0.00	0.00	(6,066.32)	47,089.00	47,089.00
STLUCIE-Equities Sawgrass	303075105	FACTSET RESEARCH SYSTEMS ORD	NA	NA	NA	11.00	04/30/2020	---	3,057.39	0.00	0.00	2,288.72	5,346.11	5,346.11
STLUCIE-Equities Sawgrass	303075105	FACTSET RESEARCH SYSTEMS ORD	NA	NA	NA	8.00	11/10/2020	---	2,691.20	0.00	0.00	1,196.88	3,888.08	3,888.08
STLUCIE-Equities Sawgrass	303075105	FACTSET RESEARCH SYSTEMS ORD	NA	NA	NA	1.00	02/01/2021	---	316.89	0.00	0.00	169.12	486.01	486.01
STLUCIE-Equities Sawgrass	303075105	FACTSET RESEARCH SYSTEMS ORD	NA	NA	NA	15.00	03/16/2021	---	4,700.78	0.00	0.00	2,589.37	7,290.15	7,290.15
STLUCIE-Equities Sawgrass	30607B109	FALCON MINERALS CL A ORD	NA	NA	NA	1,175.00	09/14/2021	---	5,319.81	0.00	0.00	402.44	5,722.25	5,722.25
STLUCIE-Equities Sawgrass	311900104	FASSTENAL ORD	NA	NA	NA	290.00	09/02/2021	---	16,264.51	0.00	0.00	2,312.89	18,577.40	18,577.40
STLUCIE-Equities Sawgrass	313855108	FEDERAL SIGNAL ORD	NA	NA	NA	120.00	11/09/2020	---	5,594.20	0.00	0.00	(393.40)	5,200.80	5,200.80
STLUCIE-Equities Sawgrass	314211103	FEDERATED HERMES CL B ORD	NA	NA	NA	16.00	05/29/2020	---	388.34	0.00	0.00	212.94	601.28	601.28
STLUCIE-Equities Sawgrass	314211103	FEDERATED HERMES CL B ORD	NA	NA	NA	5.00	12/31/2020	---	140.60	0.00	0.00	47.30	187.90	187.90
STLUCIE-Equities Sawgrass	314211103	FEDERATED HERMES CL B ORD	NA	NA	NA	53.00	01/27/2021	---	1,591.06	0.00	0.00	400.68	1,991.74	1,991.74
STLUCIE-Equities Sawgrass	314211103	FEDERATED HERMES CL B ORD	NA	NA	NA	40.00	02/01/2021	---	1,178.58	0.00	0.00	324.62	1,503.20	1,503.20
STLUCIE-Equities Sawgrass	314211103	FEDERATED HERMES CL B ORD	NA	NA	NA	110.00	03/16/2021	---	3,426.50	0.00	0.00	707.30	4,133.80	4,133.80
STLUCIE-Equities Sawgrass	314211103	FEDERATED HERMES CL B ORD	NA	NA	NA	9.00	03/31/2021	---	281.03	0.00	0.00	57.19	338.22	338.22
STLUCIE-Equities Sawgrass	315616102	F5 ORD	NA	NA	NA	200.00	09/02/2021	---	40,890.00	0.00	0.00	8,052.00	48,942.00	48,942.00
STLUCIE-Equities Sawgrass	31620R303	FIDELITY NATIONAL FINANCIAL ORD	NA	NA	NA	250.00	12/09/2016	---	5,792.93	0.00	0.00	7,252.07	13,045.00	13,045.00
STLUCIE-Equities Sawgrass	31620R303	FIDELITY NATIONAL FINANCIAL ORD	NA	NA	NA	90.00	07/22/2016	---	2,398.98	0.00	0.00	2,297.22	4,696.20	4,696.20
STLUCIE-Equities Sawgrass	31620R303	FIDELITY NATIONAL FINANCIAL ORD	NA	NA	NA	425.00	12/08/2016	---	9,765.10	0.00	0.00	12,411.40	22,176.50	22,176.50
STLUCIE-Equities Sawgrass	31620R303	FIDELITY NATIONAL FINANCIAL ORD	NA	NA	NA	25.00	07/19/2019	---	1,068.00	0.00	0.00	236.50	1,304.50	1,304.50
STLUCIE-Equities Sawgrass	31620R303	FIDELITY NATIONAL FINANCIAL ORD	NA	NA	NA	900.00	04/16/2020	---	25,623.00	0.00	0.00	21,339.00	46,962.00	46,962.00
STLUCIE-Equities Sawgrass	31847R102	FIRST AMERICAN FINANCIAL ORD	NA	NA	NA	27.00	03/12/2020	---	1,612.98	0.00	0.00	499.23	2,112.21	2,112.21
STLUCIE-Equities Sawgrass	31847R102	FIRST AMERICAN FINANCIAL ORD	NA	NA	NA	1.00	09/29/2020	---	50.00	0.00	0.00	28.23	78.23	78.23
STLUCIE-Equities Sawgrass	31847R102	FIRST AMERICAN FINANCIAL ORD	NA	NA	NA	2.00	12/31/2020	---	102.40	0.00	0.00	54.06	156.46	156.46
STLUCIE-Equities Sawgrass	31847R102	FIRST AMERICAN FINANCIAL ORD	NA	NA	NA	42.00	01/27/2021	---	2,312.52	0.00	0.00	973.14	3,285.66	3,285.66
STLUCIE-Equities Sawgrass	31847R102	FIRST AMERICAN FINANCIAL ORD	NA	NA	NA	3.00	02/01/2021	---	159.68	0.00	0.00	75.01	234.69	234.69
STLUCIE-Equities Sawgrass	31847R102	FIRST AMERICAN FINANCIAL ORD	NA	NA	NA	66.00	03/16/2021	---	3,838.56	0.00	0.00	1,324.62	5,163.18	5,163.18
STLUCIE-Equities Sawgrass	31847R102	FIRST AMERICAN FINANCIAL ORD	NA	NA	NA	5.00	03/31/2021	---	286.05	0.00	0.00	105.10	391.15	391.15
STLUCIE-Equities Sawgrass	343498101	FLOWERS FOODS ORD	NA	NA	NA	26.00	02/28/2020	---	580.71	0.00	0.00	133.51	714.22	714.22
STLUCIE-Equities Sawgrass	343498101	FLOWERS FOODS ORD	NA	NA	NA	10.00	12/31/2020	---	229.70	0.00	0.00	45.00	274.70	274.70
STLUCIE-Equities Sawgrass	343498101	FLOWERS FOODS ORD	NA	NA	NA	67.00	01/27/2021	---	1,529.61	0.00	0.00	310.88	1,840.49	1,840.49
STLUCIE-Equities Sawgrass	343498101	FLOWERS FOODS ORD	NA	NA	NA	7.00	02/01/2021	---	165.52	0.00	0.00	26.77	192.29	192.29
STLUCIE-Equities Sawgrass	343498101	FLOWERS FOODS ORD	NA	NA	NA	108.00	03/16/2021	---	2,522.21	0.00	0.00	444.55	2,966.76	2,966.76
STLUCIE-Equities Sawgrass	343498101	FLOWERS FOODS ORD	NA	NA	NA	18.00	03/31/2021	---	437.67	0.00	0.00	56.79	494.46	494.46
STLUCIE-Equities Sawgrass	343498101	FLOWERS FOODS ORD	NA	NA	NA	92.00	06/30/2021	---	2,230.93	0.00	0.00	296.31	2,527.24	2,527.24
STLUCIE-Equities Sawgrass	345370860	FORD MOTOR ORD	NA	NA	NA	2,127.00	01/22/2021	---	22,259.06	0.00	0.00	21,918.73	44,177.79	44,177.79

ST. LUCIE COUNTY BOARD OF COUNTY COMMISSIONERS
INVESTMENT PORTFOLIO
AS OF DECEMBER 31, 2021

Account	Identifier	Description	S&P Rating	Fitch Rating	Moody's Rating	Current Units	Settle Date	Final Maturity	Book Value	Interest Due	Accrued Balance	Net Unrealized Gain/Loss	Market Value	Market Value + Accrued
STLUCIE-Equities Sawgrass	345370860	FORD MOTOR ORD	NA	NA	NA	2,108.00	06/24/2021	---	31,567.30	0.00	0.00	12,215.86	43,783.16	43,783.16
STLUCIE-Equities Sawgrass	34960W106	FORTERRA ORD	NA	NA	NA	199.00	03/31/2021	---	4,645.66	0.00	0.00	86.56	4,732.22	4,732.22
STLUCIE-Equities Sawgrass	34960W106	FORTERRA ORD	NA	NA	NA	42.00	06/30/2021	---	986.58	0.00	0.00	12.18	998.76	998.76
STLUCIE-Equities Sawgrass	353514102	FRANKLIN ELECTRIC ORD	NA	NA	NA	60.00	03/26/2021	---	5,568.91	0.00	0.00	104.69	5,673.60	5,673.60
STLUCIE-Equities Sawgrass	35671D857	FREEMONT MCMORAN ORD	NA	NA	NA	1,272.00	03/26/2021	---	41,854.52	0.00	0.00	11,226.04	53,080.56	53,080.56
STLUCIE-Equities Sawgrass	36162J106	GEO GROUP REIT ORD	NA	NA	NA	69.00	07/01/2020	---	796.51	0.00	0.00	(261.76)	534.75	534.75
STLUCIE-Equities Sawgrass	36162J106	GEO GROUP REIT ORD	NA	NA	NA	17.00	12/31/2020	---	154.45	0.00	0.00	(22.70)	131.75	131.75
STLUCIE-Equities Sawgrass	36162J106	GEO GROUP REIT ORD	NA	NA	NA	160.00	01/27/2021	---	1,293.60	0.00	0.00	(53.60)	1,240.00	1,240.00
STLUCIE-Equities Sawgrass	36162J106	GEO GROUP REIT ORD	NA	NA	NA	242.00	03/16/2021	---	1,944.66	0.00	0.00	(69.16)	1,875.50	1,875.50
STLUCIE-Equities Sawgrass	36162J106	GEO GROUP REIT ORD	NA	NA	NA	148.00	03/31/2021	---	1,351.56	0.00	0.00	(49.56)	1,302.00	1,302.00
STLUCIE-Equities Sawgrass	36162J106	GEO GROUP REIT ORD	NA	NA	NA	117.00	10/01/2021	---	886.86	0.00	0.00	19.89	906.75	906.75
STLUCIE-Equities Sawgrass	363576109	ARTHUR J GALLAGHER ORD	NA	NA	NA	35.00	10/29/2018	---	2,570.40	0.00	0.00	3,368.05	5,938.45	5,938.45
STLUCIE-Equities Sawgrass	363576109	ARTHUR J GALLAGHER ORD	NA	NA	NA	60.00	11/28/2018	---	4,613.40	0.00	0.00	5,566.80	10,180.20	10,180.20
STLUCIE-Equities Sawgrass	363576109	ARTHUR J GALLAGHER ORD	NA	NA	NA	300.00	04/17/2019	---	24,198.69	0.00	0.00	26,702.31	50,901.00	50,901.00
STLUCIE-Equities Sawgrass	369550108	GENERAL DYNAMICS ORD	NA	NA	NA	190.00	07/12/2018	---	36,554.84	0.00	0.00	3,054.46	39,609.30	39,609.30
STLUCIE-Equities Sawgrass	371901109	GENTEX ORD	NA	NA	NA	2.00	02/28/2020	---	618.97	0.00	0.00	147.73	766.70	766.70
STLUCIE-Equities Sawgrass	371901109	GENTEX ORD	NA	NA	NA	10.00	03/31/2020	---	216.37	0.00	0.00	132.13	348.50	348.50
STLUCIE-Equities Sawgrass	371901109	GENTEX ORD	NA	NA	NA	4.00	09/29/2020	---	101.78	0.00	0.00	37.62	139.40	139.40
STLUCIE-Equities Sawgrass	371901109	GENTEX ORD	NA	NA	NA	5.00	12/31/2020	---	169.10	0.00	0.00	5.15	174.25	174.25
STLUCIE-Equities Sawgrass	371901109	GENTEX ORD	NA	NA	NA	72.00	01/27/2021	---	2,601.72	0.00	0.00	(92.52)	2,509.20	2,509.20
STLUCIE-Equities Sawgrass	371901109	GENTEX ORD	NA	NA	NA	109.00	03/16/2021	---	4,012.13	0.00	0.00	(213.48)	3,798.65	3,798.65
STLUCIE-Equities Sawgrass	371901109	GENTEX ORD	NA	NA	NA	8.00	03/31/2021	---	283.52	0.00	0.00	(4.72)	278.80	278.80
STLUCIE-Equities Sawgrass	371901109	GENTEX ORD	NA	NA	NA	33.00	06/30/2021	---	1,091.18	0.00	0.00	58.87	1,150.05	1,150.05
STLUCIE-Equities Sawgrass	371901109	GENTEX ORD	NA	NA	NA	38.00	10/01/2021	---	1,261.60	0.00	0.00	62.70	1,324.30	1,324.30
STLUCIE-Equities Sawgrass	38141G104	GOLDMAN SACHS GROUP ORD	NA	NA	NA	105.00	12/24/2020	---	26,314.01	0.00	0.00	13,853.74	40,167.75	40,167.75
STLUCIE-Equities Sawgrass	38141G104	GOLDMAN SACHS GROUP ORD	NA	NA	NA	104.00	01/07/2021	---	27,986.74	0.00	0.00	11,798.46	39,785.20	39,785.20
STLUCIE-Equities Sawgrass	38141G104	GOLDMAN SACHS GROUP ORD	NA	NA	NA	56.00	01/19/2021	---	17,050.45	0.00	0.00	4,372.35	21,422.80	21,422.80
STLUCIE-Equities Sawgrass	38141G104	GOLDMAN SACHS GROUP ORD	NA	NA	NA	60.00	03/12/2021	---	19,922.40	0.00	0.00	3,030.60	22,953.00	22,953.00
STLUCIE-Equities Sawgrass	384313508	GRAFTECH INTERNATIONAL ORD	NA	NA	NA	361.00	03/31/2021	---	4,181.10	0.00	0.00	89.53	4,270.63	4,270.63
STLUCIE-Equities Sawgrass	384313508	GRAFTECH INTERNATIONAL ORD	NA	NA	NA	575.00	04/30/2021	---	7,380.53	0.00	0.00	(578.28)	6,802.25	6,802.25
STLUCIE-Equities Sawgrass	384313508	GRAFTECH INTERNATIONAL ORD	NA	NA	NA	537.00	06/30/2021	---	6,307.01	0.00	0.00	45.70	6,352.71	6,352.71
STLUCIE-Equities Sawgrass	388689101	GRAPHIC PACKAGING HOLDING ORD	NA	NA	NA	20.00	02/28/2020	---	274.94	0.00	0.00	115.06	390.00	390.00
STLUCIE-Equities Sawgrass	388689101	GRAPHIC PACKAGING HOLDING ORD	NA	NA	NA	11.00	07/01/2020	---	151.80	0.83	0.00	62.70	214.50	214.50
STLUCIE-Equities Sawgrass	388689101	GRAPHIC PACKAGING HOLDING ORD	NA	NA	NA	41.00	09/29/2020	---	568.74	3.08	0.00	230.76	799.50	799.50
STLUCIE-Equities Sawgrass	388689101	GRAPHIC PACKAGING HOLDING ORD	NA	NA	NA	14.00	12/31/2020	---	235.06	1.05	0.00	37.94	273.00	273.00
STLUCIE-Equities Sawgrass	388689101	GRAPHIC PACKAGING HOLDING ORD	NA	NA	NA	160.00	01/27/2021	---	2,757.81	12.00	0.00	362.19	3,120.00	3,120.00
STLUCIE-Equities Sawgrass	388689101	GRAPHIC PACKAGING HOLDING ORD	NA	NA	NA	18.00	01/28/2021	---	306.09	1.35	0.00	44.91	351.00	351.00
STLUCIE-Equities Sawgrass	388689101	GRAPHIC PACKAGING HOLDING ORD	NA	NA	NA	32.00	02/01/2021	---	516.64	2.40	0.00	107.36	624.00	624.00
STLUCIE-Equities Sawgrass	388689101	GRAPHIC PACKAGING HOLDING ORD	NA	NA	NA	283.00	03/16/2021	---	4,987.90	21.23	0.00	530.60	5,518.50	5,518.50
STLUCIE-Equities Sawgrass	388689101	GRAPHIC PACKAGING HOLDING ORD	NA	NA	NA	14.00	03/31/2021	---	258.37	1.05	0.00	14.63	273.00	273.00
STLUCIE-Equities Sawgrass	388689101	GRAPHIC PACKAGING HOLDING ORD	NA	NA	NA	35.00	06/30/2021	---	634.78	2.63	0.00	47.72	682.50	682.50
STLUCIE-Equities Sawgrass	398905109	GROUP 1 AUTOMOTIVE ORD	NA	NA	NA	30.00	12/14/2021	---	6,057.25	0.00	0.00	(200.65)	5,856.60	5,856.60
STLUCIE-Equities Sawgrass	410345102	HANESBRANDS ORD	NA	NA	NA	39.00	05/01/2020	---	404.43	0.00	0.00	247.65	652.08	652.08
STLUCIE-Equities Sawgrass	410345102	HANESBRANDS ORD	NA	NA	NA	34.00	07/01/2020	---	374.26	0.00	0.00	194.22	568.48	568.48
STLUCIE-Equities Sawgrass	410345102	HANESBRANDS ORD	NA	NA	NA	9.00	09/29/2020	---	138.74	0.00	0.00	11.74	150.48	150.48
STLUCIE-Equities Sawgrass	410345102	HANESBRANDS ORD	NA	NA	NA	9.00	12/31/2020	---	131.22	0.00	0.00	19.26	150.48	150.48
STLUCIE-Equities Sawgrass	410345102	HANESBRANDS ORD	NA	NA	NA	144.00	01/27/2021	---	2,283.12	0.00	0.00	124.56	2,407.68	2,407.68
STLUCIE-Equities Sawgrass	410345102	HANESBRANDS ORD	NA	NA	NA	218.00	03/16/2021	---	4,436.67	0.00	0.00	(791.71)	3,644.96	3,644.96
STLUCIE-Equities Sawgrass	410345102	HANESBRANDS ORD	NA	NA	NA	12.00	03/31/2021	---	237.42	0.00	0.00	(36.78)	200.64	200.64
STLUCIE-Equities Sawgrass	410345102	HANESBRANDS ORD	NA	NA	NA	47.00	06/30/2021	---	886.78	0.00	0.00	(100.94)	785.84	785.84
STLUCIE-Equities Sawgrass	410345102	HANESBRANDS ORD	NA	NA	NA	65.00	10/01/2021	---	1,228.18	0.00	0.00	(141.38)	1,086.80	1,086.80
STLUCIE-Equities Sawgrass	410867105	HANOVER INSURANCE GROUP ORD	NA	NA	NA	12.00	02/28/2020	---	1,574.37	0.00	0.00	(1.65)	1,572.72	1,572.72
STLUCIE-Equities Sawgrass	410867105	HANOVER INSURANCE GROUP ORD	NA	NA	NA	13.00	01/27/2021	---	1,515.54	0.00	0.00	188.24	1,703.78	1,703.78
STLUCIE-Equities Sawgrass	410867105	HANOVER INSURANCE GROUP ORD	NA	NA	NA	18.00	03/16/2021	---	2,316.87	0.00	0.00	42.21	2,359.08	2,359.08
STLUCIE-Equities Sawgrass	410867105	HANOVER INSURANCE GROUP ORD	NA	NA	NA	4.00	03/31/2021	---	526.50	0.00	0.00	(2.26)	524.24	524.24
STLUCIE-Equities Sawgrass	412822108	HARLEY DAVIDSON ORD	NA	NA	NA	88.00	04/22/2021	---	4,075.28	0.00	0.00	(758.56)	3,316.72	3,316.72
STLUCIE-Equities Sawgrass	412822108	HARLEY DAVIDSON ORD	NA	NA	NA	53.00	06/30/2021	---	2,469.74	0.00	0.00	(472.17)	1,997.57	1,997.57
STLUCIE-Equities Sawgrass	412822108	HARLEY DAVIDSON ORD	NA	NA	NA	65.00	10/01/2021	---	2,462.83	0.00	0.00	(12.98)	2,449.85	2,449.85
STLUCIE-Equities Sawgrass	419870100	HAWAIIAN ELECTRIC INDUSTRIES ORD	NA	NA	NA	118.00	10/01/2021	---	4,906.15	0.00	0.00	(9.15)	4,897.00	4,897.00
STLUCIE-Equities Sawgrass	421906108	HEALTHCARE SERVICES GROUP ORD	NA	NA	NA	14.00	09/29/2020	---	295.79	0.00	0.00	(46.73)	249.06	249.06
STLUCIE-Equities Sawgrass	421906108	HEALTHCARE SERVICES GROUP ORD	NA	NA	NA	70.00	01/27/2021	---	2,166.13	0.00	0.00	(920.83)	1,245.30	1,245.30
STLUCIE-Equities Sawgrass	421906108	HEALTHCARE SERVICES GROUP ORD	NA	NA	NA	104.00	03/16/2021	---	3,068.18	0.00	0.00	(1,218.02)	1,850.16	1,850.16
STLUCIE-Equities Sawgrass	421906108	HEALTHCARE SERVICES GROUP ORD	NA	NA	NA	38.00	06/30/2021	---	1,232.88	0.00	0.00	(556.86)	676.02	676.02
STLUCIE-Equities Sawgrass	421906108	HEALTHCARE SERVICES GROUP ORD	NA	NA	NA	60.00	12/30/2021	---	1,049.54	0.00	0.00	17.86	1,067.40	1,067.40
STLUCIE-Equities Sawgrass	42222N103	HEALTHSTREAM ORD	NA	NA	NA	242.00	06/30/2021	---	6,754.85	0.00	0.00	(375.73)	6,379.12	6,379.12
STLUCIE-Equities Sawgrass	437076102	HOME DEPOT ORD	NA	NA	NA	101.00	06/29/2020	---	24,600.37	0.00	0.00	17,315.64	41,916.01	41,916.01
STLUCIE-Equities Sawgrass	437076102	HOME DEPOT ORD	NA	NA	NA	130.00	09/02/2021	---	42,362.88	0.00	0.00	11,588.42	53,951.30	53,951.30

ST. LUCIE COUNTY BOARD OF COUNTY COMMISSIONERS
INVESTMENT PORTFOLIO
AS OF DECEMBER 31, 2021

Account	Identifier	Description	S&P Rating	Fitch Rating	Moody's Rating	Current Units	Settle Date	Final Maturity	Book Value	Interest Due	Accrued Balance	Net Unrealized Gain/Loss	Market Value	Market Value + Accrued
STLUCIE-Equities Sawgrass	438516106	HONEYWELL INTERNATIONAL ORD	NA	NA	NA	95.00	12/08/2016	---	10,310.33	0.00	0.00	9,498.12	19,808.45	19,808.45
STLUCIE-Equities Sawgrass	438516106	HONEYWELL INTERNATIONAL ORD	NA	NA	NA	75.00	12/09/2016	---	8,133.03	0.00	0.00	7,505.22	15,638.25	15,638.25
STLUCIE-Equities Sawgrass	438516106	HONEYWELL INTERNATIONAL ORD	NA	NA	NA	65.00	06/04/2018	---	9,242.37	0.00	0.00	4,310.78	13,553.15	13,553.15
STLUCIE-Equities Sawgrass	438516106	HONEYWELL INTERNATIONAL ORD	NA	NA	NA	70.00	09/02/2021	---	16,280.25	0.00	0.00	(1,684.55)	14,595.70	14,595.70
STLUCIE-Equities Sawgrass	441593100	HOUJIHAN LOK CL A ORD	NA	NA	NA	3.00	06/05/2020	---	180.92	0.00	0.00	129.65	310.56	310.56
STLUCIE-Equities Sawgrass	441593100	HOUJIHAN LOK CL A ORD	NA	NA	NA	40.00	06/22/2020	---	2,392.45	0.00	0.00	1,748.35	4,140.80	4,140.80
STLUCIE-Equities Sawgrass	441593100	HOUJIHAN LOK CL A ORD	NA	NA	NA	20.00	11/16/2020	---	1,289.42	0.00	0.00	780.98	2,070.40	2,070.40
STLUCIE-Equities Sawgrass	441593100	HOUJIHAN LOK CL A ORD	NA	NA	NA	30.00	01/27/2021	---	2,119.80	0.00	0.00	985.80	3,105.60	3,105.60
STLUCIE-Equities Sawgrass	441593100	HOUJIHAN LOK CL A ORD	NA	NA	NA	55.00	08/13/2021	---	4,879.99	0.00	0.00	813.61	5,693.60	5,693.60
STLUCIE-Equities Sawgrass	441593100	HOUJIHAN LOK CL A ORD	NA	NA	NA	20.00	11/09/2021	---	2,333.20	0.00	0.00	(262.80)	2,070.40	2,070.40
STLUCIE-Equities Sawgrass	452308109	ILLINOIS TOOL ORD	NA	NA	NA	100.00	09/02/2021	---	23,301.93	122.00	0.00	1,378.07	24,680.00	24,680.00
STLUCIE-Equities Sawgrass	45781M101	INNOVA ORD	NA	NA	NA	280.00	12/30/2021	---	4,964.99	0.00	0.00	(134.99)	4,830.00	4,830.00
STLUCIE-Equities Sawgrass	458140100	INTEL ORD	NA	NA	NA	332.00	12/08/2016	---	11,427.44	0.00	0.00	5,670.56	17,098.00	17,098.00
STLUCIE-Equities Sawgrass	458140100	INTEL ORD	NA	NA	NA	300.00	12/09/2016	---	10,350.00	0.00	0.00	5,100.00	15,450.00	15,450.00
STLUCIE-Equities Sawgrass	458140100	INTEL ORD	NA	NA	NA	50.00	07/19/2019	---	2,471.00	0.00	0.00	104.00	2,575.00	2,575.00
STLUCIE-Equities Sawgrass	458140100	INTEL ORD	NA	NA	NA	125.00	09/13/2019	---	6,560.00	0.00	0.00	(122.50)	6,437.50	6,437.50
STLUCIE-Equities Sawgrass	458140100	INTEL ORD	NA	NA	NA	48.00	09/23/2020	---	2,383.44	0.00	0.00	88.56	2,472.00	2,472.00
STLUCIE-Equities Sawgrass	460690100	INTERPUBLIC GROUP OF COMPANIES ORD	NA	NA	NA	2,132.00	07/30/2020	---	39,085.10	0.00	0.00	40,758.30	79,843.40	79,843.40
STLUCIE-Equities Sawgrass	460690100	INTERPUBLIC GROUP OF COMPANIES ORD	NA	NA	NA	8.00	09/29/2020	---	133.80	0.00	0.00	165.80	299.60	299.60
STLUCIE-Equities Sawgrass	460690100	INTERPUBLIC GROUP OF COMPANIES ORD	NA	NA	NA	6.00	12/31/2020	---	142.80	0.00	0.00	81.90	224.70	224.70
STLUCIE-Equities Sawgrass	460690100	INTERPUBLIC GROUP OF COMPANIES ORD	NA	NA	NA	98.00	01/27/2021	---	2,418.15	0.00	0.00	1,251.95	3,670.10	3,670.10
STLUCIE-Equities Sawgrass	460690100	INTERPUBLIC GROUP OF COMPANIES ORD	NA	NA	NA	4.00	02/01/2021	---	99.98	0.00	0.00	49.82	149.80	149.80
STLUCIE-Equities Sawgrass	460690100	INTERPUBLIC GROUP OF COMPANIES ORD	NA	NA	NA	154.00	03/16/2021	---	4,549.93	0.00	0.00	1,217.37	5,767.30	5,767.30
STLUCIE-Equities Sawgrass	460690100	INTERPUBLIC GROUP OF COMPANIES ORD	NA	NA	NA	10.00	03/31/2021	---	284.85	0.00	0.00	89.65	374.50	374.50
STLUCIE-Equities Sawgrass	460690100	INTERPUBLIC GROUP OF COMPANIES ORD	NA	NA	NA	24.00	06/30/2021	---	771.60	0.00	0.00	127.20	898.80	898.80
STLUCIE-Equities Sawgrass	460690100	INTERPUBLIC GROUP OF COMPANIES ORD	NA	NA	NA	24.00	10/01/2021	---	905.40	0.00	0.00	(6.60)	898.80	898.80
STLUCIE-Equities Sawgrass	46266A109	IRADIMED CORPORATION	NA	NA	NA	205.00	09/14/2021	---	7,102.94	0.00	0.00	2,370.11	9,473.05	9,473.05
STLUCIE-Equities Sawgrass	46266A109	IRADIMED CORPORATION	NA	NA	NA	20.00	11/09/2021	---	765.31	0.00	0.00	158.89	924.20	924.20
STLUCIE-Equities Sawgrass	46266A109	IRADIMED CORPORATION	NA	NA	NA	75.00	12/14/2021	---	3,406.50	0.00	0.00	59.25	3,465.75	3,465.75
STLUCIE-Equities Sawgrass	46284V101	IRON MOUNTAIN ORD	NA	NA	NA	28.00	07/01/2020	---	712.87	17.32	0.00	732.37	1,465.24	1,465.24
STLUCIE-Equities Sawgrass	46284V101	IRON MOUNTAIN ORD	NA	NA	NA	5.00	12/31/2020	---	148.45	3.09	0.00	113.20	261.65	261.65
STLUCIE-Equities Sawgrass	46284V101	IRON MOUNTAIN ORD	NA	NA	NA	55.00	01/27/2021	---	1,777.33	34.02	0.00	1,100.82	2,878.15	2,878.15
STLUCIE-Equities Sawgrass	46284V101	IRON MOUNTAIN ORD	NA	NA	NA	84.00	03/16/2021	---	3,076.78	51.95	0.00	1,318.94	4,395.72	4,395.72
STLUCIE-Equities Sawgrass	46284V101	IRON MOUNTAIN ORD	NA	NA	NA	12.00	03/31/2021	---	442.62	7.42	0.00	185.34	627.96	627.96
STLUCIE-Equities Sawgrass	46284V101	IRON MOUNTAIN ORD	NA	NA	NA	54.00	06/30/2021	---	2,336.79	33.40	0.00	489.03	2,825.82	2,825.82
STLUCIE-Equities Sawgrass	46333X108	IRONWOOD PHARMA CL A ORD	NA	NA	NA	560.00	01/29/2021	---	5,682.09	0.00	0.00	847.51	6,529.60	6,529.60
STLUCIE-Equities Sawgrass	46333X108	IRONWOOD PHARMA CL A ORD	NA	NA	NA	115.00	02/26/2021	---	1,080.77	0.00	0.00	260.13	1,340.90	1,340.90
STLUCIE-Equities Sawgrass	46333X108	IRONWOOD PHARMA CL A ORD	NA	NA	NA	65.00	03/31/2021	---	702.73	0.00	0.00	55.17	757.90	757.90
STLUCIE-Equities Sawgrass	46625H100	JPMORGAN CHASE ORD	NA	NA	NA	247.00	12/08/2016	---	20,545.41	0.00	0.00	18,567.04	39,112.45	39,112.45
STLUCIE-Equities Sawgrass	46625H100	JPMORGAN CHASE ORD	NA	NA	NA	250.00	12/09/2016	---	20,718.75	0.00	0.00	18,868.75	39,587.50	39,587.50
STLUCIE-Equities Sawgrass	46625H100	JPMORGAN CHASE ORD	NA	NA	NA	95.00	06/04/2018	---	10,224.85	0.00	0.00	4,818.40	15,043.25	15,043.25
STLUCIE-Equities Sawgrass	46625H100	JPMORGAN CHASE ORD	NA	NA	NA	48.00	06/05/2020	---	5,006.40	0.00	0.00	2,594.40	7,600.80	7,600.80
STLUCIE-Equities Sawgrass	466313103	JABIL ORD	NA	NA	NA	14.00	02/28/2020	---	487.47	0.00	0.00	497.43	984.90	984.90
STLUCIE-Equities Sawgrass	466313103	JABIL ORD	NA	NA	NA	9.00	03/31/2020	---	212.58	0.00	0.00	633.15	845.63	845.63
STLUCIE-Equities Sawgrass	466313103	JABIL ORD	NA	NA	NA	8.00	07/01/2020	---	255.57	0.00	0.00	307.23	562.80	562.80
STLUCIE-Equities Sawgrass	466313103	JABIL ORD	NA	NA	NA	2.00	09/29/2020	---	67.53	0.00	0.00	73.17	140.70	140.70
STLUCIE-Equities Sawgrass	466313103	JABIL ORD	NA	NA	NA	5.00	12/31/2020	---	211.60	0.00	0.00	140.15	351.75	351.75
STLUCIE-Equities Sawgrass	466313103	JABIL ORD	NA	NA	NA	69.00	01/27/2021	---	3,086.37	0.00	0.00	1,767.78	4,854.15	4,854.15
STLUCIE-Equities Sawgrass	466313103	JABIL ORD	NA	NA	NA	11.00	02/01/2021	---	460.35	0.00	0.00	313.50	773.85	773.85
STLUCIE-Equities Sawgrass	466313103	JABIL ORD	NA	NA	NA	115.00	03/16/2021	---	5,491.81	0.00	0.00	2,598.44	8,090.25	8,090.25
STLUCIE-Equities Sawgrass	466313103	JABIL ORD	NA	NA	NA	9.00	03/31/2021	---	461.57	0.00	0.00	171.58	633.15	633.15
STLUCIE-Equities Sawgrass	466313103	JABIL ORD	NA	NA	NA	9.00	06/30/2021	---	525.24	0.00	0.00	107.91	633.15	633.15
STLUCIE-Equities Sawgrass	478160104	JOHNSON & JOHNSON ORD	NA	NA	NA	185.00	02/23/2017	---	21,908.64	0.00	0.00	9,739.31	31,647.95	31,647.95
STLUCIE-Equities Sawgrass	478160104	JOHNSON & JOHNSON ORD	NA	NA	NA	60.00	06/19/2017	---	7,981.46	0.00	0.00	2,282.74	10,264.20	10,264.20
STLUCIE-Equities Sawgrass	478160104	JOHNSON & JOHNSON ORD	NA	NA	NA	70.00	02/28/2018	---	9,235.75	0.00	0.00	2,719.15	11,974.90	11,974.90
STLUCIE-Equities Sawgrass	478160104	JOHNSON & JOHNSON ORD	NA	NA	NA	76.00	06/04/2018	---	9,155.72	0.00	0.00	3,845.60	13,001.32	13,001.32
STLUCIE-Equities Sawgrass	478160104	JOHNSON & JOHNSON ORD	NA	NA	NA	47.00	04/22/2019	---	6,535.82	0.00	0.00	1,504.47	8,040.29	8,040.29
STLUCIE-Equities Sawgrass	478160104	JOHNSON & JOHNSON ORD	NA	NA	NA	20.00	07/28/2020	---	2,955.80	0.00	0.00	465.60	3,421.40	3,421.40
STLUCIE-Equities Sawgrass	478160104	JOHNSON & JOHNSON ORD	NA	NA	NA	120.00	09/02/2021	---	20,787.16	0.00	0.00	(258.76)	20,528.40	20,528.40
STLUCIE-Equities Sawgrass	48020Q107	JONES LANG LASALLE ORD	NA	NA	NA	2.00	01/27/2021	---	321.46	0.00	0.00	217.22	538.68	538.68
STLUCIE-Equities Sawgrass	48020Q107	JONES LANG LASALLE ORD	NA	NA	NA	34.00	02/01/2021	---	926.58	0.00	0.00	689.46	1,616.04	1,616.04
STLUCIE-Equities Sawgrass	48020Q107	JONES LANG LASALLE ORD	NA	NA	NA	6.00	03/16/2021	---	5,954.76	0.00	0.00	3,202.80	9,157.56	9,157.56
STLUCIE-Equities Sawgrass	48123V102	ZIFF DAVIS ORD	NA	NA	NA	50.00	05/10/2021	---	5,020.90	0.00	0.00	522.10	5,543.00	5,543.00
STLUCIE-Equities Sawgrass	48203R104	JUNIPER NETWORKS ORD	NA	NA	NA	140.00	12/30/2021	---	4,934.72	0.00	0.00	64.68	4,999.40	4,999.40
STLUCIE-Equities Sawgrass	48242W106	KBR ORD	NA	NA	NA	195.00	09/14/2021	---	7,690.27	21.45	0.00	1,595.63	9,285.90	9,285.90
STLUCIE-Equities Sawgrass	49271V100	KEURIG DR PEPPER ORD	NA	NA	NA	760.00	09/02/2021	---	26,882.34	0.00	0.00	1,131.26	28,013.60	28,013.60
STLUCIE-Equities Sawgrass	49338L103	KEYSIGHT TECHNOLOGIES ORD	NA	NA	NA	115.00	06/21/2021	---	17,293.23	0.00	0.00	6,455.42	23,748.65	23,748.65

ST. LUCIE COUNTY BOARD OF COUNTY COMMISSIONERS
 INVESTMENT PORTFOLIO
 AS OF DECEMBER 31, 2021

Account	Identifier	Description	S&P Rating	Fitch Rating	Moody's Rating	Current Units	Settle Date	Final Maturity	Book Value	Interest Due	Accrued Balance	Net Unrealized Gain/Loss	Market Value	Market Value + Accrued
STLUCIE-Equities Sawgrass	585106Q109	MEDPACE HOLDINGS ORD	NA	NA	NA	20.00	05/19/2020	---	1,666.15	0.00	0.00	2,686.65	4,352.80	4,352.80
STLUCIE-Equities Sawgrass	58506Q109	MEDPACE HOLDINGS ORD	NA	NA	NA	5.00	11/09/2021	---	1,128.48	0.00	0.00	(60.28)	1,088.20	1,088.20
STLUCIE-Equities Sawgrass	58506Q109	MEDPACE HOLDINGS ORD	NA	NA	NA	5.00	12/14/2021	---	1,027.59	0.00	0.00	(40.61)	1,088.20	1,088.20
STLUCIE-Equities Sawgrass	589400100	MERCURY GENERAL ORD	NA	NA	NA	19.00	02/28/2020	---	911.13	0.00	0.00	911.13	1,008.14	1,008.14
STLUCIE-Equities Sawgrass	589400100	MERCURY GENERAL ORD	NA	NA	NA	40.00	01/27/2021	---	2,097.60	0.00	0.00	24.80	2,122.40	2,122.40
STLUCIE-Equities Sawgrass	589400100	MERCURY GENERAL ORD	NA	NA	NA	2.00	02/01/2021	---	108.91	0.00	0.00	(2.79)	106.12	106.12
STLUCIE-Equities Sawgrass	589400100	MERCURY GENERAL ORD	NA	NA	NA	64.00	03/16/2021	---	4,093.90	0.00	0.00	(698.06)	3,395.84	3,395.84
STLUCIE-Equities Sawgrass	589400100	MERCURY GENERAL ORD	NA	NA	NA	5.00	03/31/2021	---	303.70	0.00	0.00	(38.40)	265.30	265.30
STLUCIE-Equities Sawgrass	589400100	MERCURY GENERAL ORD	NA	NA	NA	20.00	06/30/2021	---	1,259.00	0.00	0.00	(197.80)	1,061.20	1,061.20
STLUCIE-Equities Sawgrass	589889104	MERIT MEDICAL SYSTEMS ORD	NA	NA	NA	65.00	06/02/2020	---	2,820.03	0.00	0.00	1,229.47	4,049.50	4,049.50
STLUCIE-Equities Sawgrass	589889104	MERIT MEDICAL SYSTEMS ORD	NA	NA	NA	50.00	12/08/2020	---	2,913.25	0.00	0.00	201.75	3,115.00	3,115.00
STLUCIE-Equities Sawgrass	59001A102	MERITAGE HOMES ORD	NA	NA	NA	15.00	09/11/2020	---	1,459.79	0.00	0.00	371.11	1,830.90	1,830.90
STLUCIE-Equities Sawgrass	59001A102	MERITAGE HOMES ORD	NA	NA	NA	30.00	09/18/2020	---	3,089.61	0.00	0.00	572.19	3,661.80	3,661.80
STLUCIE-Equities Sawgrass	59001A102	MERITAGE HOMES ORD	NA	NA	NA	25.00	01/29/2021	---	2,354.69	0.00	0.00	696.81	3,051.50	3,051.50
STLUCIE-Equities Sawgrass	594918104	MICROSOFT ORD	NA	NA	NA	380.00	09/02/2021	---	115,604.44	0.00	0.00	12,197.16	127,801.60	127,801.60
STLUCIE-Equities Sawgrass	60783X104	MODVACARE ORD	NA	NA	NA	9.00	02/28/2020	---	608.50	0.00	0.00	726.11	1,334.61	1,334.61
STLUCIE-Equities Sawgrass	60783X104	MODVACARE ORD	NA	NA	NA	19.00	01/27/2021	---	3,162.98	0.00	0.00	(345.47)	2,817.51	2,817.51
STLUCIE-Equities Sawgrass	60783X104	MODVACARE ORD	NA	NA	NA	30.00	03/16/2021	---	4,519.25	0.00	0.00	(70.55)	4,448.70	4,448.70
STLUCIE-Equities Sawgrass	60783X104	MODVACARE ORD	NA	NA	NA	2.00	03/31/2021	---	300.15	0.00	0.00	(3.57)	296.58	296.58
STLUCIE-Equities Sawgrass	60786M105	MOELIS CL A ORD	NA	NA	NA	90.00	08/13/2021	---	5,562.00	0.00	0.00	63.90	5,625.90	5,625.90
STLUCIE-Equities Sawgrass	60855R100	MOLINA HEALTHCARE ORD	NA	NA	NA	2.00	02/28/2020	---	258.25	0.00	0.00	377.91	636.16	636.16
STLUCIE-Equities Sawgrass	60855R100	MOLINA HEALTHCARE ORD	NA	NA	NA	1.00	09/29/2020	---	159.33	0.00	0.00	158.75	318.08	318.08
STLUCIE-Equities Sawgrass	60855R100	MOLINA HEALTHCARE ORD	NA	NA	NA	10.00	01/27/2021	---	2,238.25	0.00	0.00	922.55	3,180.80	3,180.80
STLUCIE-Equities Sawgrass	60855R100	MOLINA HEALTHCARE ORD	NA	NA	NA	15.00	03/16/2021	---	3,473.29	0.00	0.00	1,297.91	4,771.20	4,771.20
STLUCIE-Equities Sawgrass	624756102	MUELLER INDUSTRIES ORD	NA	NA	NA	95.00	12/14/2021	---	5,474.96	0.00	0.00	164.24	5,639.20	5,639.20
STLUCIE-Equities Sawgrass	62886E108	NCR ORD	NA	NA	NA	108.00	06/30/2021	---	4,987.44	0.00	0.00	(645.84)	4,341.60	4,341.60
STLUCIE-Equities Sawgrass	62886E108	NCR ORD	NA	NA	NA	27.00	10/01/2021	---	1,052.46	0.00	0.00	32.94	1,085.40	1,085.40
STLUCIE-Equities Sawgrass	629377508	NRG ENERGY ORD	NA	NA	NA	117.00	10/01/2021	---	4,903.06	0.00	0.00	137.30	5,040.36	5,040.36
STLUCIE-Equities Sawgrass	629377508	NRG ENERGY ORD	NA	NA	NA	90.00	12/30/2021	---	3,857.21	0.00	0.00	19.99	3,877.20	3,877.20
STLUCIE-Equities Sawgrass	635906100	NATIONAL HEALTHCARE ORD	NA	NA	NA	10.00	02/28/2020	---	757.50	5.50	0.00	(78.10)	679.40	679.40
STLUCIE-Equities Sawgrass	635906100	NATIONAL HEALTHCARE ORD	NA	NA	NA	19.00	01/27/2021	---	1,301.82	10.45	0.00	(10.96)	1,290.86	1,290.86
STLUCIE-Equities Sawgrass	635906100	NATIONAL HEALTHCARE ORD	NA	NA	NA	5.00	02/01/2021	---	328.15	2.75	0.00	11.55	339.70	339.70
STLUCIE-Equities Sawgrass	635906100	NATIONAL HEALTHCARE ORD	NA	NA	NA	35.00	03/16/2021	---	2,674.99	19.25	0.00	(297.09)	2,377.90	2,377.90
STLUCIE-Equities Sawgrass	635906100	NATIONAL HEALTHCARE ORD	NA	NA	NA	3.00	03/31/2021	---	231.30	1.65	0.00	(27.48)	203.82	203.82
STLUCIE-Equities Sawgrass	635906100	NATIONAL HEALTHCARE ORD	NA	NA	NA	10.00	06/30/2021	---	698.20	5.50	0.00	(18.80)	679.40	679.40
STLUCIE-Equities Sawgrass	637372202	NATIONAL RESEARCH ORD	NA	NA	NA	13.00	11/19/2020	---	733.70	1.56	0.00	(193.94)	539.76	539.76
STLUCIE-Equities Sawgrass	637372202	NATIONAL RESEARCH ORD	NA	NA	NA	4.00	12/31/2020	---	175.44	0.48	0.00	(9.36)	166.08	166.08
STLUCIE-Equities Sawgrass	637372202	NATIONAL RESEARCH ORD	NA	NA	NA	27.00	01/27/2021	---	1,280.19	3.24	0.00	(159.15)	1,121.04	1,121.04
STLUCIE-Equities Sawgrass	637372202	NATIONAL RESEARCH ORD	NA	NA	NA	4.00	02/01/2021	---	186.08	0.48	0.00	(20.00)	166.08	166.08
STLUCIE-Equities Sawgrass	637372202	NATIONAL RESEARCH ORD	NA	NA	NA	43.00	03/16/2021	---	2,228.95	5.16	0.00	(443.59)	1,785.36	1,785.36
STLUCIE-Equities Sawgrass	637372202	NATIONAL RESEARCH ORD	NA	NA	NA	19.00	03/31/2021	---	871.72	2.28	0.00	(82.84)	788.88	788.88
STLUCIE-Equities Sawgrass	637372202	NATIONAL RESEARCH ORD	NA	NA	NA	11.00	06/30/2021	---	514.25	1.32	0.00	(57.53)	456.72	456.72
STLUCIE-Equities Sawgrass	63938C108	NAVIENT ORD	NA	NA	NA	285.00	01/04/2021	---	2,825.78	0.00	0.00	3,221.92	6,047.70	6,047.70
STLUCIE-Equities Sawgrass	640491106	NEOGEN ORD	NA	NA	NA	90.00	02/04/2020	---	3,035.95	0.00	0.00	1,050.95	4,086.90	4,086.90
STLUCIE-Equities Sawgrass	640491106	NEOGEN ORD	NA	NA	NA	70.00	05/07/2020	---	2,195.50	0.00	0.00	983.20	3,178.70	3,178.70
STLUCIE-Equities Sawgrass	640491106	NEOGEN ORD	NA	NA	NA	60.00	06/01/2020	---	2,162.33	0.00	0.00	562.27	2,724.60	2,724.60
STLUCIE-Equities Sawgrass	64111Q104	NETGEAR ORD	NA	NA	NA	115.00	03/16/2021	---	4,960.67	0.00	0.00	(1,601.52)	3,359.15	3,359.15
STLUCIE-Equities Sawgrass	64111Q104	NETGEAR ORD	NA	NA	NA	27.00	03/31/2021	---	1,066.71	0.00	0.00	(318.04)	788.67	788.67
STLUCIE-Equities Sawgrass	64111Q104	NETGEAR ORD	NA	NA	NA	5.00	03/31/2021	---	214.20	0.00	0.00	(68.15)	146.05	146.05
STLUCIE-Equities Sawgrass	64111Q104	NETGEAR ORD	NA	NA	NA	19.00	06/30/2021	---	745.75	0.00	0.00	(190.76)	554.99	554.99
STLUCIE-Equities Sawgrass	64111Q104	NETGEAR ORD	NA	NA	NA	15.00	10/01/2021	---	498.38	0.00	0.00	(60.23)	438.15	438.15
STLUCIE-Equities Sawgrass	65336K103	NEXSTAR MEDIA GROUP CL A ORD	NA	NA	NA	25.00	12/14/2021	---	3,853.06	0.00	0.00	(78.56)	3,774.50	3,774.50
STLUCIE-Equities Sawgrass	65342T106	NHOLDINGS ORD	NA	NA	NA	59.00	02/28/2020	---	857.76	0.00	0.00	257.93	1,115.69	1,115.69
STLUCIE-Equities Sawgrass	65342T106	NHOLDINGS ORD	NA	NA	NA	8.00	12/31/2020	---	135.76	0.00	0.00	15.52	151.28	151.28
STLUCIE-Equities Sawgrass	65342T106	NHOLDINGS ORD	NA	NA	NA	109.00	01/27/2021	---	1,886.91	0.00	0.00	34.80	2,061.19	2,061.19
STLUCIE-Equities Sawgrass	65342T106	NHOLDINGS ORD	NA	NA	NA	20.00	02/01/2021	---	343.40	0.00	0.00	34.80	378.20	378.20
STLUCIE-Equities Sawgrass	65342T106	NHOLDINGS ORD	NA	NA	NA	184.00	03/16/2021	---	3,596.19	0.00	0.00	(116.75)	3,479.44	3,479.44
STLUCIE-Equities Sawgrass	65342T106	NHOLDINGS ORD	NA	NA	NA	19.00	03/31/2021	---	373.33	0.00	0.00	(14.04)	359.29	359.29
STLUCIE-Equities Sawgrass	654106103	NIKE CL B ORD	NA	NA	NA	160.00	09/02/2021	---	26,381.92	0.00	0.00	285.28	26,667.20	26,667.20
STLUCIE-Equities Sawgrass	680231104	OLD REPUBLIC INTERNATIONAL ORD	NA	NA	NA	205.00	12/30/2021	---	5,033.26	0.00	0.00	5.64	5,038.90	5,038.90
STLUCIE-Equities Sawgrass	68213N109	OMNICELL ORD	NA	NA	NA	35.00	11/19/2020	---	3,576.57	0.00	0.00	2,738.83	6,315.40	6,315.40
STLUCIE-Equities Sawgrass	68213N109	OMNICELL ORD	NA	NA	NA	40.00	12/08/2020	---	4,333.77	0.00	0.00	2,883.83	7,217.60	7,217.60
STLUCIE-Equities Sawgrass	68213N109	OMNICELL ORD	NA	NA	NA	10.00	11/09/2021	---	1,774.16	0.00	0.00	30.24	1,804.40	1,804.40
STLUCIE-Equities Sawgrass	68389X105	ORACLE ORD	NA	NA	NA	535.00	02/05/2021	---	33,323.01	0.00	0.00	13,334.34	46,657.35	46,657.35
STLUCIE-Equities Sawgrass	68389X105	ORACLE ORD	NA	NA	NA	267.00	03/02/2021	---	17,568.28	0.00	0.00	5,716.79	23,285.07	23,285.07
STLUCIE-Equities Sawgrass	68389X105	ORACLE ORD	NA	NA	NA	630.00	03/15/2021	---	41,316.91	0.00	0.00	13,625.39	54,942.30	54,942.30
STLUCIE-Equities Sawgrass	69343T107	PJT PARTNERS CL A ORD	NA	NA	NA	115.00	03/11/2021	---	8,049.68	0.00	0.00	470.67	8,520.35	8,520.35

ST. LUCIE COUNTY BOARD OF COUNTY COMMISSIONERS
INVESTMENT PORTFOLIO
AS OF DECEMBER 31, 2021

Account	Identifier	Description	S&P Rating	Fitch Rating	Moody's Rating	Current Units	Settle Date	Final Maturity	Book Value	Interest Due	Accrued Balance	Net Unrealized Gain/Loss	Market Value	Market Value + Accrued
STLUCIE-Equities Sawgrass	69249H107	PNM RESOURCES ORD	NA	NA	NA	98.00	10/01/2021	---	4,862.57	0.00	0.00	(392.79)	4,469.78	4,469.78
STLUCIE-Equities Sawgrass	69351T106	PPL ORD	NA	NA	NA	945.00	11/27/2017	---	34,074.05	392.18	0.00	(5,667.35)	28,406.70	28,406.70
STLUCIE-Equities Sawgrass	69351T106	PPL ORD	NA	NA	NA	500.00	07/19/2018	---	14,302.55	207.50	0.00	(727.45)	15,030.00	15,030.00
STLUCIE-Equities Sawgrass	69351T106	PPL ORD	NA	NA	NA	550.00	10/19/2018	---	17,070.68	228.25	0.00	(37.68)	16,533.00	16,533.00
STLUCIE-Equities Sawgrass	695127100	PPL ORD	NA	NA	NA	75.00	07/19/2019	---	2,289.00	31.13	0.00	(34.50)	2,254.50	2,254.50
STLUCIE-Equities Sawgrass	695127100	PACIRA BIOSCIENCES ORD	NA	NA	NA	10.00	06/29/2020	---	452.16	0.00	0.00	149.55	601.70	601.70
STLUCIE-Equities Sawgrass	695127100	PACIRA BIOSCIENCES ORD	NA	NA	NA	35.00	09/11/2020	---	2,169.83	0.00	0.00	(63.88)	2,105.95	2,105.95
STLUCIE-Equities Sawgrass	695127100	PACIRA BIOSCIENCES ORD	NA	NA	NA	30.00	09/25/2020	---	1,782.20	0.00	0.00	22.90	1,805.10	1,805.10
STLUCIE-Equities Sawgrass	695127100	PACIRA BIOSCIENCES ORD	NA	NA	NA	30.00	01/04/2021	---	1,802.11	0.00	0.00	2.99	1,805.10	1,805.10
STLUCIE-Equities Sawgrass	695127100	PACIRA BIOSCIENCES ORD	NA	NA	NA	30.00	02/11/2021	---	2,262.60	0.00	0.00	(457.50)	1,805.10	1,805.10
STLUCIE-Equities Sawgrass	695127100	PACIRA BIOSCIENCES ORD	NA	NA	NA	5.00	03/31/2021	---	356.08	0.00	0.00	(55.23)	300.85	300.85
STLUCIE-Equities Sawgrass	698813102	PAPA JOHNS INTERNATIONAL ORD	NA	NA	NA	2,433.19	08/13/2021	---	2,433.19	0.00	0.00	236.21	2,669.40	2,669.40
STLUCIE-Equities Sawgrass	698813102	PAPA JOHNS INTERNATIONAL ORD	NA	NA	NA	20.00	09/14/2021	---	6,526.40	0.00	0.00	147.10	6,673.50	6,673.50
STLUCIE-Equities Sawgrass	703395103	PATTERSON COMPANIES ORD	NA	NA	NA	50.00	03/16/2020	---	622.88	0.00	0.00	316.32	939.20	939.20
STLUCIE-Equities Sawgrass	703395103	PATTERSON COMPANIES ORD	NA	NA	NA	11.00	03/31/2020	---	181.53	0.00	0.00	141.32	322.85	322.85
STLUCIE-Equities Sawgrass	703395103	PATTERSON COMPANIES ORD	NA	NA	NA	65.00	01/27/2021	---	2,096.37	0.00	0.00	(188.62)	1,907.75	1,907.75
STLUCIE-Equities Sawgrass	703395103	PATTERSON COMPANIES ORD	NA	NA	NA	100.00	03/16/2021	---	3,186.00	0.00	0.00	(251.00)	2,935.00	2,935.00
STLUCIE-Equities Sawgrass	703395103	PATTERSON COMPANIES ORD	NA	NA	NA	10.00	03/31/2021	---	325.68	0.00	0.00	(32.18)	293.50	293.50
STLUCIE-Equities Sawgrass	71375U101	PERFICIENT ORD	NA	NA	NA	95.00	08/07/2019	---	3,346.61	0.00	0.00	8,935.95	12,282.55	12,282.55
STLUCIE-Equities Sawgrass	71375U101	PERFICIENT ORD	NA	NA	NA	10.00	11/09/2021	---	1,498.80	0.00	0.00	(205.90)	1,292.90	1,292.90
STLUCIE-Equities Sawgrass	71375U101	PERFICIENT ORD	NA	NA	NA	10.00	12/14/2021	---	1,390.93	0.00	0.00	(98.03)	1,292.90	1,292.90
STLUCIE-Equities Sawgrass	717081103	PEIZER ORD	NA	NA	NA	825.00	01/05/2018	---	28,675.64	0.00	0.00	20,040.61	48,716.25	48,716.25
STLUCIE-Equities Sawgrass	717081103	PEIZER ORD	NA	NA	NA	390.00	01/09/2017	---	12,240.70	0.00	0.00	10,788.80	23,029.50	23,029.50
STLUCIE-Equities Sawgrass	717081103	PEIZER ORD	NA	NA	NA	506.00	01/07/2021	---	18,685.06	0.00	0.00	11,194.24	29,879.30	29,879.30
STLUCIE-Equities Sawgrass	717081103	PEIZER ORD	NA	NA	NA	353.00	07/06/2021	---	13,902.91	0.00	0.00	6,941.74	20,844.65	20,844.65
STLUCIE-Equities Sawgrass	719405102	PHOTRONICS ORD	NA	NA	NA	360.00	03/31/2021	---	4,537.94	0.00	0.00	2,248.06	6,786.00	6,786.00
STLUCIE-Equities Sawgrass	723484101	PINNACLE WEST ORD	NA	NA	NA	68.00	10/01/2021	---	4,884.44	0.00	0.00	(4.32)	4,880.12	4,880.12
STLUCIE-Equities Sawgrass	73278L105	POOL ORD	NA	NA	NA	10.00	12/30/2021	---	5,616.10	0.00	0.00	84.90	5,660.00	5,660.00
STLUCIE-Equities Sawgrass	740441104	PREFORMED LINE PRODUCTS ORD	NA	NA	NA	70.00	06/30/2021	---	5,381.33	14.00	0.00	(852.33)	4,529.00	4,529.00
STLUCIE-Equities Sawgrass	740441104	PREFORMED LINE PRODUCTS ORD	NA	NA	NA	11.00	10/01/2021	---	735.90	2.20	0.00	(24.20)	711.70	711.70
STLUCIE-Equities Sawgrass	74144T108	T ROWE PRICE GROUP ORD	NA	NA	NA	585.00	05/05/2017	---	41,641.00	0.00	0.00	73,393.40	115,034.40	115,034.40
STLUCIE-Equities Sawgrass	742718109	PROCTER & GAMBLE ORD	NA	NA	NA	136.00	12/09/2016	---	11,294.61	0.00	0.00	10,952.27	22,246.88	22,246.88
STLUCIE-Equities Sawgrass	742718109	PROCTER & GAMBLE ORD	NA	NA	NA	300.00	07/25/2018	---	23,633.55	0.00	0.00	25,440.45	49,074.00	49,074.00
STLUCIE-Equities Sawgrass	743312100	PROGRESS SOFTWARE ORD	NA	NA	NA	185.00	03/11/2021	---	8,312.75	0.00	0.00	617.20	8,929.95	8,929.95
STLUCIE-Equities Sawgrass	743312100	PROGRESS SOFTWARE ORD	NA	NA	NA	112.00	06/30/2021	---	5,232.79	0.00	0.00	173.45	5,406.24	5,406.24
STLUCIE-Equities Sawgrass	743312100	PROGRESS SOFTWARE ORD	NA	NA	NA	9.00	10/01/2021	---	444.60	0.00	0.00	(10.17)	434.43	434.43
STLUCIE-Equities Sawgrass	74340E103	PROGYNY ORD	NA	NA	NA	17.00	03/31/2020	---	372.73	0.00	0.00	483.23	855.95	855.95
STLUCIE-Equities Sawgrass	74340E103	PROGYNY ORD	NA	NA	NA	130.00	07/21/2020	---	3,501.25	0.00	0.00	3,044.25	6,545.50	6,545.50
STLUCIE-Equities Sawgrass	74340E103	PROGYNY ORD	NA	NA	NA	40.00	08/20/2020	---	1,167.24	0.00	0.00	846.76	2,014.00	2,014.00
STLUCIE-Equities Sawgrass	74340E103	PROGYNY ORD	NA	NA	NA	36.00	01/27/2021	---	1,721.88	0.00	0.00	90.72	1,812.60	1,812.60
STLUCIE-Equities Sawgrass	74340E103	PROGYNY ORD	NA	NA	NA	54.00	03/16/2021	---	2,569.86	0.00	0.00	149.04	2,718.90	2,718.90
STLUCIE-Equities Sawgrass	745867101	PULTEGROUP ORD	NA	NA	NA	57.00	07/01/2020	---	1,879.01	8.55	0.00	1,379.12	3,258.12	3,258.12
STLUCIE-Equities Sawgrass	745867101	PULTEGROUP ORD	NA	NA	NA	5.00	12/31/2020	---	221.50	0.75	0.00	64.30	285.80	285.80
STLUCIE-Equities Sawgrass	745867101	PULTEGROUP ORD	NA	NA	NA	105.00	01/27/2021	---	5,200.35	15.75	0.00	801.45	6,001.80	6,001.80
STLUCIE-Equities Sawgrass	745867101	PULTEGROUP ORD	NA	NA	NA	2.00	02/01/2021	---	89.24	0.30	0.00	25.08	114.32	114.32
STLUCIE-Equities Sawgrass	745867101	PULTEGROUP ORD	NA	NA	NA	161.00	03/16/2021	---	7,567.06	24.15	0.00	1,635.70	9,202.76	9,202.76
STLUCIE-Equities Sawgrass	745867101	PULTEGROUP ORD	NA	NA	NA	4.00	03/31/2021	---	207.98	0.60	0.00	20.66	228.64	228.64
STLUCIE-Equities Sawgrass	745867101	PULTEGROUP ORD	NA	NA	NA	15.00	10/01/2021	---	721.59	2.25	0.00	135.81	857.40	857.40
STLUCIE-Equities Sawgrass	74915M100	QURATE RETAIL SRS A ORD	NA	NA	NA	74.00	03/16/2021	---	960.32	0.00	0.00	(397.92)	562.40	562.40
STLUCIE-Equities Sawgrass	74915M100	QURATE RETAIL SRS A ORD	NA	NA	NA	26.00	03/31/2021	---	301.73	0.00	0.00	(104.13)	197.60	197.60
STLUCIE-Equities Sawgrass	74915M100	QURATE RETAIL SRS A ORD	NA	NA	NA	130.00	04/30/2021	---	1,637.83	0.00	0.00	(649.83)	988.00	988.00
STLUCIE-Equities Sawgrass	74915M100	QURATE RETAIL SRS A ORD	NA	NA	NA	475.00	05/10/2021	---	5,600.58	0.00	0.00	(1,990.58)	3,610.00	3,610.00
STLUCIE-Equities Sawgrass	74915M100	QURATE RETAIL SRS A ORD	NA	NA	NA	61.00	06/30/2021	---	790.93	0.00	0.00	(327.33)	463.60	463.60
STLUCIE-Equities Sawgrass	74915M100	QURATE RETAIL SRS A ORD	NA	NA	NA	124.00	10/01/2021	---	1,318.74	0.00	0.00	(376.34)	942.40	942.40
STLUCIE-Equities Sawgrass	749397105	RI RCM ORD	NA	NA	NA	162.00	09/10/2020	---	2,598.08	0.00	0.00	1,531.30	4,129.38	4,129.38
STLUCIE-Equities Sawgrass	749397105	RI RCM ORD	NA	NA	NA	4.00	09/29/2020	---	64.74	0.00	0.00	37.22	101.96	101.96
STLUCIE-Equities Sawgrass	749397105	RI RCM ORD	NA	NA	NA	95.00	01/27/2021	---	2,544.58	0.00	0.00	(123.03)	2,421.55	2,421.55
STLUCIE-Equities Sawgrass	749397105	RI RCM ORD	NA	NA	NA	145.00	03/16/2021	---	4,037.53	0.00	0.00	(341.48)	3,696.05	3,696.05
STLUCIE-Equities Sawgrass	749685103	RPM ORD	NA	NA	NA	95.00	12/30/2021	---	9,547.26	0.00	0.00	47.74	9,595.00	9,595.00
STLUCIE-Equities Sawgrass	758750103	REGAL REXNOR ORD	NA	NA	NA	45.00	04/16/2021	---	6,492.84	14.85	0.00	1,165.26	7,658.10	7,658.10
STLUCIE-Equities Sawgrass	758750103	REGAL REXNOR ORD	NA	NA	NA	5.00	11/09/2021	---	823.00	1.65	0.00	27.90	850.90	850.90
STLUCIE-Equities Sawgrass	758750103	REGAL REXNOR ORD	NA	NA	NA	10.00	12/14/2021	---	1,643.80	3.30	0.00	58.00	1,701.80	1,701.80
STLUCIE-Equities Sawgrass	760759100	REPUBLIC SERVICES ORD	NA	NA	NA	70.00	09/02/2021	---	8,728.14	32.20	0.00	1,033.36	9,761.50	9,761.50
STLUCIE-Equities Sawgrass	760759100	REPUBLIC SERVICES ORD	NA	NA	NA	40.00	09/23/2021	---	4,986.33	18.40	0.00	591.67	5,578.00	5,578.00
STLUCIE-Equities Sawgrass	770323103	ROBERT HALF ORD	NA	NA	NA	854.00	02/03/2020	---	51,580.58	0.00	0.00	43,657.50	95,238.08	95,238.08
STLUCIE-Equities Sawgrass	784117103	SEINVESTMENTS ORD	NA	NA	NA	16.00	02/28/2020	---	1,015.03	6.40	0.00	(40.01)	975.04	975.04
STLUCIE-Equities Sawgrass	784117103	SEINVESTMENTS ORD	NA	NA	NA	1.00	12/31/2020	---	56.93	0.40	0.00	4.01	60.94	60.94

ST. LUCIE COUNTY BOARD OF COUNTY COMMISSIONERS
 INVESTMENT PORTFOLIO
 AS OF DECEMBER 31, 2021

Account	Identifier	Description	S&P Rating	Fitch Rating	Moody's Rating	Current Units	Settle Date	Final Maturity	Book Value	Interest Due	Accrued Balance	Net Unrealized Gain/Loss	Market Value	Market Value + Accrued
STLUCIE-Equities Sawgrass	784117103	SEI INVESTMENTS ORD	NA	NA	NA	28.00	01/27/2021	---	1,657.60	11.20	0.00	48.72	1,706.32	1,706.32
STLUCIE-Equities Sawgrass	784117103	SEI INVESTMENTS ORD	NA	NA	NA	44.00	03/16/2021	---	2,637.73	17.60	0.00	43.63	2,681.36	2,681.36
STLUCIE-Equities Sawgrass	784117103	SEI INVESTMENTS ORD	NA	NA	NA	4.00	03/31/2021	---	246.48	1.60	0.00	(2.72)	243.76	243.76
STLUCIE-Equities Sawgrass	784117103	SEI INVESTMENTS ORD	NA	NA	NA	14.00	06/30/2021	---	871.50	5.60	0.00	(18.34)	853.16	853.16
STLUCIE-Equities Sawgrass	784117103	SEI INVESTMENTS ORD	NA	NA	NA	25.00	12/30/2021	---	1,565.12	5.00	0.00	(41.62)	1,523.50	1,523.50
STLUCIE-Equities Sawgrass	78463M107	SPS COMMERCE ORD	NA	NA	NA	20.00	05/08/2020	---	1,139.37	0.00	0.00	1,707.63	2,847.00	2,847.00
STLUCIE-Equities Sawgrass	78463M107	SPS COMMERCE ORD	NA	NA	NA	20.00	05/19/2020	---	1,163.35	0.00	0.00	1,683.65	2,847.00	2,847.00
STLUCIE-Equities Sawgrass	78463M107	SPS COMMERCE ORD	NA	NA	NA	30.00	06/29/2020	---	2,279.47	0.00	0.00	1,991.03	4,270.50	4,270.50
STLUCIE-Equities Sawgrass	78463M107	SPS COMMERCE ORD	NA	NA	NA	20.00	10/14/2020	---	1,703.82	0.00	0.00	1,143.18	2,847.00	2,847.00
STLUCIE-Equities Sawgrass	78463M107	SPS COMMERCE ORD	NA	NA	NA	20.00	02/26/2021	---	1,051.36	0.00	0.00	372.14	1,423.50	1,423.50
STLUCIE-Equities Sawgrass	78463M107	SPS COMMERCE ORD	NA	NA	NA	10.00	03/31/2021	---	1,001.60	0.00	0.00	421.90	1,423.50	1,423.50
STLUCIE-Equities Sawgrass	78648T100	SAFETY INSURANCE GROUP ORD	NA	NA	NA	1.00	02/28/2020	---	90.05	0.00	0.00	(5.02)	85.03	85.03
STLUCIE-Equities Sawgrass	78648T100	SAFETY INSURANCE GROUP ORD	NA	NA	NA	1.00	07/01/2020	---	76.64	0.00	0.00	8.39	85.03	85.03
STLUCIE-Equities Sawgrass	78648T100	SAFETY INSURANCE GROUP ORD	NA	NA	NA	2.00	09/29/2020	---	136.85	0.00	0.00	33.21	170.06	170.06
STLUCIE-Equities Sawgrass	78648T100	SAFETY INSURANCE GROUP ORD	NA	NA	NA	2.00	12/31/2020	---	157.32	0.00	0.00	12.74	170.06	170.06
STLUCIE-Equities Sawgrass	78648T100	SAFETY INSURANCE GROUP ORD	NA	NA	NA	17.00	01/27/2021	---	1,304.41	0.00	0.00	141.10	1,445.51	1,445.51
STLUCIE-Equities Sawgrass	78648T100	SAFETY INSURANCE GROUP ORD	NA	NA	NA	9.00	02/01/2021	---	672.93	0.00	0.00	92.34	765.27	765.27
STLUCIE-Equities Sawgrass	78648T100	SAFETY INSURANCE GROUP ORD	NA	NA	NA	35.00	03/16/2021	---	2,987.81	0.00	0.00	(11.76)	2,976.05	2,976.05
STLUCIE-Equities Sawgrass	78648T100	SAFETY INSURANCE GROUP ORD	NA	NA	NA	4.00	03/31/2021	---	340.29	0.00	0.00	(0.17)	340.12	340.12
STLUCIE-Equities Sawgrass	801056102	SANMINA ORD	NA	NA	NA	42.00	02/28/2020	---	1,143.24	0.00	0.00	598.08	1,741.32	1,741.32
STLUCIE-Equities Sawgrass	801056102	SANMINA ORD	NA	NA	NA	6.00	12/31/2020	---	191.70	0.00	0.00	57.06	248.76	248.76
STLUCIE-Equities Sawgrass	801056102	SANMINA ORD	NA	NA	NA	70.00	01/27/2021	---	2,414.96	0.00	0.00	487.24	2,902.20	2,902.20
STLUCIE-Equities Sawgrass	801056102	SANMINA ORD	NA	NA	NA	104.00	03/16/2021	---	4,091.88	0.00	0.00	219.96	4,311.84	4,311.84
STLUCIE-Equities Sawgrass	801056102	SANMINA ORD	NA	NA	NA	12.00	03/31/2021	---	494.10	0.00	0.00	3.42	497.52	497.52
STLUCIE-Equities Sawgrass	806857108	SCHLUMBERGER ORD	NA	NA	NA	335.00	06/11/2018	---	23,305.05	41.88	0.00	(13,271.80)	10,033.25	10,033.25
STLUCIE-Equities Sawgrass	806857108	SCHLUMBERGER ORD	NA	NA	NA	175.00	04/17/2019	---	8,138.24	21.88	0.00	(2,916.99)	5,241.25	5,241.25
STLUCIE-Equities Sawgrass	806857108	SCHLUMBERGER ORD	NA	NA	NA	175.00	07/19/2019	---	6,853.00	21.88	0.00	(1,611.75)	5,241.25	5,241.25
STLUCIE-Equities Sawgrass	806857108	SCHLUMBERGER ORD	NA	NA	NA	364.00	01/19/2021	---	9,381.41	45.50	0.00	1,520.39	10,901.80	10,901.80
STLUCIE-Equities Sawgrass	806857108	SCHLUMBERGER ORD	NA	NA	NA	322.00	02/01/2021	---	7,291.17	40.25	0.00	2,352.73	9,643.90	9,643.90
STLUCIE-Equities Sawgrass	80689H102	SCHNEIDER NATIONAL CL B ORD	NA	NA	NA	185.00	12/30/2021	---	4,964.70	0.00	0.00	13.65	4,978.35	4,978.35
STLUCIE-Equities Sawgrass	81619Q105	SELECT MEDICAL HOLDINGS ORD	NA	NA	NA	45.00	03/16/2020	---	789.28	0.00	0.00	533.72	1,323.00	1,323.00
STLUCIE-Equities Sawgrass	81619Q105	SELECT MEDICAL HOLDINGS ORD	NA	NA	NA	66.00	01/27/2021	---	1,854.27	0.00	0.00	86.13	1,940.40	1,940.40
STLUCIE-Equities Sawgrass	81619Q105	SELECT MEDICAL HOLDINGS ORD	NA	NA	NA	99.00	03/16/2021	---	3,444.21	0.00	0.00	(533.61)	2,910.60	2,910.60
STLUCIE-Equities Sawgrass	81619Q105	SELECT MEDICAL HOLDINGS ORD	NA	NA	NA	8.00	03/31/2021	---	272.29	0.00	0.00	(37.09)	235.20	235.20
STLUCIE-Equities Sawgrass	817565104	SERVICE CORPORATION INTERNATIONAL ORD	NA	NA	NA	3.00	02/28/2020	---	152.35	0.00	0.00	60.62	212.97	212.97
STLUCIE-Equities Sawgrass	817565104	SERVICE CORPORATION INTERNATIONAL ORD	NA	NA	NA	4.00	07/01/2020	---	155.00	0.00	0.00	128.96	283.96	283.96
STLUCIE-Equities Sawgrass	817565104	SERVICE CORPORATION INTERNATIONAL ORD	NA	NA	NA	4.00	09/29/2020	---	168.60	0.00	0.00	115.36	283.96	283.96
STLUCIE-Equities Sawgrass	817565104	SERVICE CORPORATION INTERNATIONAL ORD	NA	NA	NA	6.00	12/31/2020	---	292.02	0.00	0.00	133.92	425.94	425.94
STLUCIE-Equities Sawgrass	817565104	SERVICE CORPORATION INTERNATIONAL ORD	NA	NA	NA	37.00	01/27/2021	---	1,916.42	0.00	0.00	710.21	2,626.63	2,626.63
STLUCIE-Equities Sawgrass	817565104	SERVICE CORPORATION INTERNATIONAL ORD	NA	NA	NA	58.00	03/16/2021	---	2,812.71	0.00	0.00	1,304.71	4,117.42	4,117.42
STLUCIE-Equities Sawgrass	817565104	SERVICE CORPORATION INTERNATIONAL ORD	NA	NA	NA	9.00	03/31/2021	---	462.60	0.00	0.00	638.91	1,101.51	1,101.51
STLUCIE-Equities Sawgrass	817565104	SERVICE CORPORATION INTERNATIONAL ORD	NA	NA	NA	24.00	06/30/2021	---	1,283.28	0.00	0.00	420.48	1,703.76	1,703.76
STLUCIE-Equities Sawgrass	817565104	SERVICE CORPORATION INTERNATIONAL ORD	NA	NA	NA	23.00	10/01/2021	---	1,395.64	0.00	0.00	237.13	1,632.77	1,632.77
STLUCIE-Equities Sawgrass	817565104	SERVICE CORPORATION INTERNATIONAL ORD	NA	NA	NA	40.00	05/28/2021	---	3,648.76	0.00	0.00	786.44	4,435.20	4,435.20
STLUCIE-Equities Sawgrass	825690100	SHUTTERSTOCK ORD	NA	NA	NA	25.00	09/14/2020	---	2,800.98	0.00	0.00	(28.98)	2,772.00	2,772.00
STLUCIE-Equities Sawgrass	827048109	SILGAN HOLDINGS ORD	NA	NA	NA	55.00	04/17/2020	---	1,779.25	0.00	0.00	576.95	2,356.20	2,356.20
STLUCIE-Equities Sawgrass	827048109	SILGAN HOLDINGS ORD	NA	NA	NA	60.00	08/28/2020	---	2,263.61	0.00	0.00	306.79	2,570.40	2,570.40
STLUCIE-Equities Sawgrass	827048109	SILGAN HOLDINGS ORD	NA	NA	NA	60.00	09/08/2020	---	2,315.40	0.00	0.00	255.00	2,570.40	2,570.40
STLUCIE-Equities Sawgrass	827048109	SILGAN HOLDINGS ORD	NA	NA	NA	40.00	09/18/2020	---	1,489.40	0.00	0.00	224.20	1,713.60	1,713.60
STLUCIE-Equities Sawgrass	827048109	SILGAN HOLDINGS ORD	NA	NA	NA	11.00	12/31/2020	---	403.68	0.00	0.00	67.56	471.24	471.24
STLUCIE-Equities Sawgrass	827048109	SILGAN HOLDINGS ORD	NA	NA	NA	70.00	03/16/2021	---	2,903.60	0.00	0.00	95.20	2,998.80	2,998.80
STLUCIE-Equities Sawgrass	827048109	SILGAN HOLDINGS ORD	NA	NA	NA	7.00	03/31/2021	---	303.21	0.00	0.00	(3.33)	299.88	299.88
STLUCIE-Equities Sawgrass	8125X103	SLEEP NUMBER ORD	NA	NA	NA	39.00	03/16/2021	---	5,609.66	0.00	0.00	(2,622.26)	2,987.40	2,987.40
STLUCIE-Equities Sawgrass	85208M102	SPROUTS FARMERS MARKET ORD	NA	NA	NA	39.00	07/21/2020	---	1,004.36	0.00	0.00	153.12	1,157.52	1,157.52
STLUCIE-Equities Sawgrass	85208M102	SPROUTS FARMERS MARKET ORD	NA	NA	NA	6.00	12/31/2020	---	123.96	0.00	0.00	54.12	178.08	178.08
STLUCIE-Equities Sawgrass	85208M102	SPROUTS FARMERS MARKET ORD	NA	NA	NA	67.00	01/27/2021	---	1,483.05	0.00	0.00	505.51	1,988.56	1,988.56
STLUCIE-Equities Sawgrass	85208M102	SPROUTS FARMERS MARKET ORD	NA	NA	NA	8.00	02/01/2021	---	190.48	0.00	0.00	46.96	237.44	237.44
STLUCIE-Equities Sawgrass	85208M102	SPROUTS FARMERS MARKET ORD	NA	NA	NA	108.00	03/16/2021	---	2,637.40	0.00	0.00	568.04	3,205.44	3,205.44
STLUCIE-Equities Sawgrass	852312305	STAAR SURGICAL ORD	NA	NA	NA	60.00	04/20/2020	---	2,149.01	0.00	0.00	3,328.99	5,478.00	5,478.00
STLUCIE-Equities Sawgrass	852312305	STAAR SURGICAL ORD	NA	NA	NA	35.00	09/11/2020	---	1,829.63	0.00	0.00	1,365.87	3,195.50	3,195.50
STLUCIE-Equities Sawgrass	858119100	STEEL DYNAMICS ORD	NA	NA	NA	1.00	07/01/2020	---	25.99	0.26	0.00	36.08	62.07	62.07
STLUCIE-Equities Sawgrass	858119100	STEEL DYNAMICS ORD	NA	NA	NA	82.00	01/27/2021	---	3,150.85	21.32	0.00	1,938.89	5,089.74	5,089.74
STLUCIE-Equities Sawgrass	858119100	STEEL DYNAMICS ORD	NA	NA	NA	123.00	03/16/2021	---	6,057.12	31.98	0.00	1,577.49	7,634.61	7,634.61
STLUCIE-Equities Sawgrass	858119100	STEEL DYNAMICS ORD	NA	NA	NA	10.00	12/30/2021	---	617.15	2.60	0.00	3.55	620.70	620.70
STLUCIE-Equities Sawgrass	859241101	STERLING CONSTRUCTION ORD	NA	NA	NA	160.00	11/09/2021	---	4,404.00	0.00	0.00	(196.00)	4,208.00	4,208.00
STLUCIE-Equities Sawgrass	860372101	STEWART INFO SVC ORD	NA	NA	NA	36.00	02/28/2020	---	1,385.56	0.00	0.00	1,484.72	2,870.28	2,870.28
STLUCIE-Equities Sawgrass	860372101	STEWART INFO SVC ORD	NA	NA	NA	2.00	12/31/2020	---	96.88	0.00	0.00	62.58	159.46	159.46

ST. LUCIE COUNTY BOARD OF COUNTY COMMISSIONERS
INVESTMENT PORTFOLIO
AS OF DECEMBER 31, 2021

Account	Identifier	Description	S&P Rating	Fitch Rating	Moody's Rating	Current Units	Settle Date	Final Maturity	Book Value	Interest Due	Accrued Balance	Net Unrealized Gain/Loss	Market Value	Market Value + Accrued
STLUCIE-Equities Sawgrass	860372101	STEWART INFO SVC ORD	NA	NA	NA	60.00	01/27/2021	---	3,023.40	0.00	0.00	1,760.40	4,783.80	4,783.80
STLUCIE-Equities Sawgrass	860372101	STEWART INFO SVC ORD	NA	NA	NA	91.00	03/16/2021	---	4,956.03	0.00	0.00	2,299.40	7,255.43	7,255.43
STLUCIE-Equities Sawgrass	860372101	STEWART INFO SVC ORD	NA	NA	NA	5.00	03/31/2021	---	265.13	0.00	0.00	133.52	398.65	398.65
STLUCIE-Equities Sawgrass	860372101	STEWART INFO SVC ORD	NA	NA	NA	80.00	05/10/2021	---	4,806.51	0.00	0.00	1,571.89	6,378.40	6,378.40
STLUCIE-Equities Sawgrass	861896108	STONEX GROUP ORD	NA	NA	NA	12.00	06/30/2021	---	670.08	0.00	0.00	286.68	956.76	956.76
STLUCIE-Equities Sawgrass	861896108	STONEX GROUP ORD	NA	NA	NA	14.00	02/28/2020	---	634.38	0.00	0.00	223.13	857.50	857.50
STLUCIE-Equities Sawgrass	861896108	STONEX GROUP ORD	NA	NA	NA	2.00	09/29/2020	---	98.78	0.00	0.00	23.72	122.50	122.50
STLUCIE-Equities Sawgrass	861896108	STONEX GROUP ORD	NA	NA	NA	27.00	01/27/2021	---	1,523.61	0.00	0.00	130.14	1,653.75	1,653.75
STLUCIE-Equities Sawgrass	861896108	STONEX GROUP ORD	NA	NA	NA	3.00	02/01/2021	---	163.95	0.00	0.00	19.80	183.75	183.75
STLUCIE-Equities Sawgrass	861896108	STONEX GROUP ORD	NA	NA	NA	43.00	03/16/2021	---	2,762.71	0.00	0.00	(128.96)	2,633.75	2,633.75
STLUCIE-Equities Sawgrass	866140100	SUMMIT MATERIALS CL A ORD	NA	NA	NA	95.00	12/14/2021	---	3,769.99	0.00	0.00	43.31	3,813.30	3,813.30
STLUCIE-Equities Sawgrass	87105L104	SWITCH CL A ORD	NA	NA	NA	7.00	02/28/2020	---	118.63	0.00	0.00	81.85	200.48	200.48
STLUCIE-Equities Sawgrass	87105L104	SWITCH CL A ORD	NA	NA	NA	33.00	09/29/2020	---	503.75	0.00	0.00	441.37	945.12	945.12
STLUCIE-Equities Sawgrass	87105L104	SWITCH CL A ORD	NA	NA	NA	21.00	12/31/2020	---	342.63	0.00	0.00	258.81	601.44	601.44
STLUCIE-Equities Sawgrass	87105L104	SWITCH CL A ORD	NA	NA	NA	115.00	01/27/2021	---	1,902.68	0.00	0.00	1,390.92	3,293.60	3,293.60
STLUCIE-Equities Sawgrass	87105L104	SWITCH CL A ORD	NA	NA	NA	16.00	01/28/2021	---	265.28	0.00	0.00	192.96	458.24	458.24
STLUCIE-Equities Sawgrass	87105L104	SWITCH CL A ORD	NA	NA	NA	203.00	03/16/2021	---	3,015.12	0.00	0.00	2,798.80	5,813.92	5,813.92
STLUCIE-Equities Sawgrass	87105L104	SWITCH CL A ORD	NA	NA	NA	41.00	03/31/2021	---	647.80	0.00	0.00	526.44	1,174.24	1,174.24
STLUCIE-Equities Sawgrass	871607107	SYNOPSIS ORD	NA	NA	NA	70.00	09/02/2021	---	23,343.43	0.00	0.00	2,451.58	25,795.00	25,795.00
STLUCIE-Equities Sawgrass	872540109	TIX ORD	NA	NA	NA	280.00	09/02/2021	---	20,343.80	0.00	0.00	913.80	21,257.60	21,257.60
STLUCIE-Equities Sawgrass	87265H109	TRI POINTE HOMES ORD	NA	NA	NA	340.00	05/28/2021	---	8,129.54	0.00	0.00	1,353.06	9,482.60	9,482.60
STLUCIE-Equities Sawgrass	87265H109	TRI POINTE HOMES ORD	NA	NA	NA	65.00	12/14/2021	---	1,803.44	0.00	0.00	9.41	1,812.85	1,812.85
STLUCIE-Equities Sawgrass	87612E106	TARGET ORD	NA	NA	NA	263.00	01/23/2019	---	18,556.12	0.00	0.00	42,312.60	60,868.72	60,868.72
STLUCIE-Equities Sawgrass	87612E106	TARGET ORD	NA	NA	NA	25.00	07/19/2019	---	2,196.25	0.00	0.00	3,589.75	5,786.00	5,786.00
STLUCIE-Equities Sawgrass	87612E106	TARGET ORD	NA	NA	NA	49.00	12/23/2021	---	6,315.61	0.00	0.00	5,024.95	11,340.56	11,340.56
STLUCIE-Equities Sawgrass	87612E106	TARGET ORD	NA	NA	NA	210.00	09/02/2021	---	52,046.42	0.00	0.00	(3,444.02)	48,602.40	48,602.40
STLUCIE-Equities Sawgrass	87724P106	TAYLOR MORRISON HOME ORD	NA	NA	NA	15.00	01/04/2021	---	401.85	0.00	0.00	122.55	524.40	524.40
STLUCIE-Equities Sawgrass	87724P106	TAYLOR MORRISON HOME ORD	NA	NA	NA	110.00	02/25/2021	---	3,056.54	0.00	0.00	789.06	3,845.60	3,845.60
STLUCIE-Equities Sawgrass	87724P106	TAYLOR MORRISON HOME ORD	NA	NA	NA	115.00	02/26/2021	---	3,349.20	0.00	0.00	671.20	4,020.40	4,020.40
STLUCIE-Equities Sawgrass	87724P106	TAYLOR MORRISON HOME ORD	NA	NA	NA	5.00	05/10/2021	---	153.28	0.00	0.00	21.52	174.80	174.80
STLUCIE-Equities Sawgrass	87724P106	TAYLOR MORRISON HOME ORD	NA	NA	NA	35.00	05/28/2021	---	1,040.00	0.00	0.00	183.60	1,223.60	1,223.60
STLUCIE-Equities Sawgrass	87724P106	TAYLOR MORRISON HOME ORD	NA	NA	NA	45.00	12/14/2021	---	1,549.80	0.00	0.00	23.40	1,573.20	1,573.20
STLUCIE-Equities Sawgrass	879433829	TELEPHONE AND DATA SYSTEMS ORD	NA	NA	NA	250.00	10/01/2021	---	4,918.05	0.00	0.00	119.45	5,037.50	5,037.50
STLUCIE-Equities Sawgrass	879433829	TELEPHONE AND DATA SYSTEMS ORD	NA	NA	NA	95.00	12/30/2021	---	1,969.94	0.00	0.00	(55.69)	1,914.25	1,914.25
STLUCIE-Equities Sawgrass	8820303101	TEXTRON ORD	NA	NA	NA	19.00	12/31/2020	---	898.00	0.38	0.00	568.80	1,466.80	1,466.80
STLUCIE-Equities Sawgrass	8820303101	TEXTRON ORD	NA	NA	NA	39.00	01/27/2021	---	1,944.74	0.78	0.00	1,066.06	3,010.80	3,010.80
STLUCIE-Equities Sawgrass	8820303101	TEXTRON ORD	NA	NA	NA	5.00	01/28/2021	---	249.35	0.10	0.00	136.65	386.00	386.00
STLUCIE-Equities Sawgrass	8820303101	TEXTRON ORD	NA	NA	NA	17.00	02/01/2021	---	793.56	0.34	0.00	518.84	1,312.40	1,312.40
STLUCIE-Equities Sawgrass	8820303101	TEXTRON ORD	NA	NA	NA	78.00	03/16/2021	---	4,190.18	1.56	0.00	1,831.42	6,021.60	6,021.60
STLUCIE-Equities Sawgrass	883556102	THERMO FISHER SCIENTIFIC ORD	NA	NA	NA	5.00	03/31/2021	---	271.60	0.10	0.00	386.00	386.00	386.00
STLUCIE-Equities Sawgrass	883556102	THERMO FISHER SCIENTIFIC ORD	NA	NA	NA	78.00	08/20/2021	---	42,841.77	20.28	0.00	9,202.95	52,044.72	52,044.72
STLUCIE-Equities Sawgrass	88830R101	TITAN MACHINERY ORD	NA	NA	NA	115.00	12/14/2021	---	3,876.21	0.00	0.00	(1.86)	3,874.35	3,874.35
STLUCIE-Equities Sawgrass	892356106	TRACTOR SUPPLY ORD	NA	NA	NA	130.00	09/02/2021	---	25,125.21	0.00	0.00	5,892.79	31,018.00	31,018.00
STLUCIE-Equities Sawgrass	896749108	TRIPLE S MANAGEMENT ORD	NA	NA	NA	1.00	03/31/2020	---	14.14	0.00	0.00	21.54	35.68	35.68
STLUCIE-Equities Sawgrass	896749108	TRIPLE S MANAGEMENT ORD	NA	NA	NA	2.00	12/31/2020	---	43.74	0.00	0.00	27.62	71.36	71.36
STLUCIE-Equities Sawgrass	896749108	TRIPLE S MANAGEMENT ORD	NA	NA	NA	56.00	01/27/2021	---	1,378.16	0.00	0.00	619.92	1,998.08	1,998.08
STLUCIE-Equities Sawgrass	896749108	TRIPLE S MANAGEMENT ORD	NA	NA	NA	85.00	03/16/2021	---	2,425.04	0.00	0.00	607.76	3,032.80	3,032.80
STLUCIE-Equities Sawgrass	896749108	TRIPLE S MANAGEMENT ORD	NA	NA	NA	6.00	03/31/2021	---	155.46	0.00	0.00	58.62	214.08	214.08
STLUCIE-Equities Sawgrass	896749108	TRIPLE S MANAGEMENT ORD	NA	NA	NA	58.00	06/30/2021	---	1,326.67	0.00	0.00	742.77	2,069.44	2,069.44
STLUCIE-Equities Sawgrass	902494103	TYSON FOODS CL A ORD	NA	NA	NA	785.00	01/25/2019	---	47,563.15	0.00	0.00	20,857.45	68,420.60	68,420.60
STLUCIE-Equities Sawgrass	902494103	TYSON FOODS CL A ORD	NA	NA	NA	25.00	07/19/2019	---	1,977.75	0.00	0.00	201.25	2,179.00	2,179.00
STLUCIE-Equities Sawgrass	902673102	UPF TECHNOLOGIES ORD	NA	NA	NA	120.00	12/14/2021	---	8,388.88	0.00	0.00	42.32	8,431.20	8,431.20
STLUCIE-Equities Sawgrass	902681105	UGI ORD	NA	NA	NA	115.00	10/01/2021	---	4,901.53	39.68	0.00	378.12	5,279.65	5,279.65
STLUCIE-Equities Sawgrass	902681105	UGI ORD	NA	NA	NA	30.00	12/30/2021	---	1,377.34	0.00	0.00	(0.04)	1,377.30	1,377.30
STLUCIE-Equities Sawgrass	90278Q108	UPF INDUSTRIES ORD	NA	NA	NA	30.00	07/21/2020	---	1,533.55	0.00	0.00	1,226.75	2,760.30	2,760.30
STLUCIE-Equities Sawgrass	90278Q108	UPF INDUSTRIES ORD	NA	NA	NA	20.00	08/20/2020	---	1,256.19	0.00	0.00	584.01	1,840.20	1,840.20
STLUCIE-Equities Sawgrass	90278Q108	UPF INDUSTRIES ORD	NA	NA	NA	20.00	11/09/2021	---	1,743.18	0.00	0.00	97.02	1,840.20	1,840.20
STLUCIE-Equities Sawgrass	90278Q108	UPF INDUSTRIES ORD	NA	NA	NA	20.00	12/14/2021	---	1,806.40	0.00	0.00	33.80	1,840.20	1,840.20
STLUCIE-Equities Sawgrass	907818108	UNION PACIFIC ORD	NA	NA	NA	171.00	01/09/2017	---	17,553.24	0.00	0.00	25,526.79	43,080.03	43,080.03
STLUCIE-Equities Sawgrass	907818108	UNION PACIFIC ORD	NA	NA	NA	50.00	08/07/2018	---	7,496.00	0.00	0.00	5,100.50	12,596.50	12,596.50
STLUCIE-Equities Sawgrass	907818108	UNION PACIFIC ORD	NA	NA	NA	10.00	08/22/2018	---	1,509.60	0.00	0.00	1,009.70	2,519.30	2,519.30
STLUCIE-Equities Sawgrass	907818108	UNION PACIFIC ORD	NA	NA	NA	14.00	08/30/2018	---	2,122.54	0.00	0.00	1,404.48	3,527.02	3,527.02
STLUCIE-Equities Sawgrass	907818108	UNION PACIFIC ORD	NA	NA	NA	90.00	09/02/2021	---	19,708.20	0.00	0.00	2,965.50	22,673.70	22,673.70
STLUCIE-Equities Sawgrass	907818108	UNION PACIFIC ORD	NA	NA	NA	154.00	10/01/2021	---	4,928.37	0.00	0.00	(74.29)	4,854.08	4,854.08
STLUCIE-Equities Sawgrass	91324P102	UNITED STATES CELLULAR ORD	NA	NA	NA	20.00	12/08/2016	---	3,142.30	0.00	0.00	6,900.50	10,042.80	10,042.80
STLUCIE-Equities Sawgrass	91324P102	UNITEDHEALTH GRP ORD	NA	NA	NA	75.00	12/09/2016	---	11,738.21	0.00	0.00	25,922.29	37,660.50	37,660.50
STLUCIE-Equities Sawgrass	91324P102	UNITEDHEALTH GRP ORD	NA	NA	NA	30.00	06/29/2018	---	7,472.22	0.00	0.00	7,591.98	15,064.20	15,064.20

ST. LUCIE COUNTY BOARD OF COUNTY COMMISSIONERS
 INVESTMENT PORTFOLIO
 AS OF DECEMBER 31, 2021

Account	Identifier	Description	S&P Rating	Fitch Rating	Moody's Rating	Current Units	Settle Date	Final Maturity	Book Value	Interest Due	Accrued Balance	Net Unrealized Gain/Loss	Market Value	Market Value + Accrued
STLUCIE-Equities Sawgrass	91324P102	UNITEDHEALTH GRP ORD	NA	NA	NA	20.00	07/19/2018	---	5,009.80	0.00	0.00	5,033.00	10,042.80	10,042.80
STLUCIE-Equities Sawgrass	91324P102	UNITEDHEALTH GRP ORD	NA	NA	NA	50.00	04/17/2019	---	11,371.50	0.00	0.00	13,735.50	25,107.00	25,107.00
STLUCIE-Equities Sawgrass	91324P102	UNITEDHEALTH GRP ORD	NA	NA	NA	25.00	07/19/2019	---	6,674.25	0.00	0.00	5,879.25	12,553.50	12,553.50
STLUCIE-Equities Sawgrass	91324P102	UNITEDHEALTH GRP ORD	NA	NA	NA	100.00	09/02/2021	---	41,907.50	0.00	0.00	8,306.50	50,214.00	50,214.00
STLUCIE-Equities Sawgrass	921659108	VANDA PHARMACEUTICALS ORD	NA	NA	NA	180.00	01/04/2021	---	2,389.82	0.00	0.00	434.38	2,824.20	2,824.20
STLUCIE-Equities Sawgrass	921659108	VANDA PHARMACEUTICALS ORD	NA	NA	NA	170.00	02/25/2021	---	3,171.28	0.00	0.00	(503.98)	2,667.30	2,667.30
STLUCIE-Equities Sawgrass	92214X106	VAREX IMAGING ORD	NA	NA	NA	190.00	08/13/2021	---	5,312.15	0.00	0.00	682.35	5,994.50	5,994.50
STLUCIE-Equities Sawgrass	92323V107	VENTYX BIOSCIENCES ORD	NA	NA	NA	300.00	05/21/2020	---	5,084.97	0.00	0.00	(32.41)	5,052.56	5,052.56
STLUCIE-Equities Sawgrass	92343V104	VERIZON COMMUNICATIONS ORD	NA	NA	NA	10.00	05/21/2020	---	51,338.95	0.00	0.00	(2,496.55)	48,842.40	48,842.40
STLUCIE-Equities Sawgrass	92343V104	VERIZON COMMUNICATIONS ORD	NA	NA	NA	940.00	05/22/2020	---	58,493.34	0.00	0.00	(3,415.74)	55,077.60	55,077.60
STLUCIE-Equities Sawgrass	92343V104	VERIZON COMMUNICATIONS ORD	NA	NA	NA	1,060.00	06/02/2020	---	31,657.02	0.00	0.00	(2,539.42)	29,097.60	29,097.60
STLUCIE-Equities Sawgrass	92343V104	VERIZON COMMUNICATIONS ORD	NA	NA	NA	690.00	07/17/2020	---	38,337.78	0.00	0.00	(2,485.38)	35,852.40	35,852.40
STLUCIE-Equities Sawgrass	92343V104	VERIZON COMMUNICATIONS ORD	NA	NA	NA	560.00	01/28/2021	---	29,510.15	0.00	0.00	(412.55)	29,097.60	29,097.60
STLUCIE-Equities Sawgrass	92343V104	VERIZON COMMUNICATIONS ORD	NA	NA	NA	160.00	11/18/2021	---	8,383.20	0.00	0.00	(69.60)	8,313.60	8,313.60
STLUCIE-Equities Sawgrass	92343Y106	VERISK ANALYTICS ORD	NA	NA	NA	110.00	09/02/2021	---	22,238.17	0.00	0.00	2,922.13	25,160.30	25,160.30
STLUCIE-Equities Sawgrass	92346J108	VERICEL ORD	NA	NA	NA	50.00	09/25/2020	---	947.64	0.00	0.00	1,017.36	1,965.00	1,965.00
STLUCIE-Equities Sawgrass	92346J108	VERICEL ORD	NA	NA	NA	70.00	11/19/2020	---	1,810.11	0.00	0.00	940.89	2,751.00	2,751.00
STLUCIE-Equities Sawgrass	92346J108	VERICEL ORD	NA	NA	NA	25.00	04/30/2021	---	1,577.82	0.00	0.00	(595.32)	982.50	982.50
STLUCIE-Equities Sawgrass	92537N108	VERTIV HOLDINGS CL A ORD	NA	NA	NA	198.00	06/30/2021	---	5,348.73	0.00	0.00	(404.67)	4,944.06	4,944.06
STLUCIE-Equities Sawgrass	92537N108	VERTIV HOLDINGS CL A ORD	NA	NA	NA	27.00	03/16/2021	---	2,914.39	0.00	0.00	183.14	3,097.53	3,097.53
STLUCIE-Equities Sawgrass	92556D106	VIA RENEWABLES CL A ORD	NA	NA	NA	91.00	03/31/2021	---	956.83	0.00	0.00	43.30	1,040.13	1,040.13
STLUCIE-Equities Sawgrass	92556D106	VIA RENEWABLES CL A ORD	NA	NA	NA	47.00	11/13/2020	---	4,999.19	0.00	0.00	86.06	5,045.25	5,045.25
STLUCIE-Equities Sawgrass	928254101	VIRTU FINANCIAL CL A ORD	NA	NA	NA	175.00	12/30/2021	---	7,365.34	0.00	0.00	(26.14)	7,339.20	7,339.20
STLUCIE-Equities Sawgrass	929236107	WD-40 ORD	NA	NA	NA	30.00	12/30/2021	---	6,417.90	16.20	0.00	16.20	6,434.10	6,434.10
STLUCIE-Equities Sawgrass	950755106	WERNER ENTERPRISES ORD	NA	NA	NA	135.00	12/30/2021	---	5,547.45	0.00	0.00	2,200.57	5,530.40	5,530.40
STLUCIE-Equities Sawgrass	959802109	WESTERN UNION ORD	NA	NA	NA	310.00	12/30/2021	---	5,150.63	0.00	0.00	2,000.57	7,351.20	7,351.20
STLUCIE-Equities Sawgrass	971378104	WILLSCOT MOBILE MINI HOLDIN CL A ORD	NA	NA	NA	180.00	09/14/2021	---	137.48	0.00	0.00	110.81	248.29	248.29
STLUCIE-Equities Sawgrass	974250102	WINMARK ORD	NA	NA	NA	1.00	06/02/2020	---	492.82	0.00	0.00	252.05	744.87	744.87
STLUCIE-Equities Sawgrass	974250102	WINMARK ORD	NA	NA	NA	3.00	09/29/2020	---	186.54	0.00	0.00	61.75	248.29	248.29
STLUCIE-Equities Sawgrass	974250102	WINMARK ORD	NA	NA	NA	1.00	12/31/2020	---	1,816.70	0.00	0.00	666.20	2,482.90	2,482.90
STLUCIE-Equities Sawgrass	974250102	WINMARK ORD	NA	NA	NA	15.00	03/16/2021	---	2,745.62	0.00	0.00	978.73	3,724.35	3,724.35
STLUCIE-Equities Sawgrass	981475106	WORLD FUEL SERVICES ORD	NA	NA	NA	14.00	02/28/2020	---	434.70	1.68	0.00	(64.12)	370.58	370.58
STLUCIE-Equities Sawgrass	981475106	WORLD FUEL SERVICES ORD	NA	NA	NA	12.00	09/29/2020	---	256.50	1.44	0.00	61.14	317.64	317.64
STLUCIE-Equities Sawgrass	981475106	WORLD FUEL SERVICES ORD	NA	NA	NA	47.00	01/27/2021	---	1,523.74	5.64	0.00	(279.65)	1,244.09	1,244.09
STLUCIE-Equities Sawgrass	981475106	WORLD FUEL SERVICES ORD	NA	NA	NA	10.00	02/01/2021	---	320.90	1.20	0.00	(56.20)	264.70	264.70
STLUCIE-Equities Sawgrass	981475106	WORLD FUEL SERVICES ORD	NA	NA	NA	79.00	03/16/2021	---	2,811.52	9.48	0.00	(720.39)	2,091.13	2,091.13
STLUCIE-Equities Sawgrass	981475106	WORLD FUEL SERVICES ORD	NA	NA	NA	7.00	03/31/2021	---	248.86	0.84	0.00	(63.57)	185.29	185.29
STLUCIE-Equities Sawgrass	981475106	WORLD FUEL SERVICES ORD	NA	NA	NA	31.00	10/01/2021	---	1,038.87	3.72	0.00	(218.30)	820.57	820.57
STLUCIE-Equities Sawgrass	981475106	WORLD FUEL SERVICES ORD	NA	NA	NA	135.00	12/30/2021	---	3,665.56	0.00	0.00	(92.11)	3,573.45	3,573.45
STLUCIE-Equities Sawgrass	98421M106	XEROX HOLDINGS ORD	NA	NA	NA	66.00	07/01/2020	---	1,007.49	16.50	0.00	486.75	1,494.24	1,494.24
STLUCIE-Equities Sawgrass	98421M106	XEROX HOLDINGS ORD	NA	NA	NA	5.00	09/29/2020	---	89.25	1.25	0.00	23.95	113.20	113.20
STLUCIE-Equities Sawgrass	98421M106	XEROX HOLDINGS ORD	NA	NA	NA	6.00	12/31/2020	---	139.74	1.50	0.00	(3.90)	135.84	135.84
STLUCIE-Equities Sawgrass	98421M106	XEROX HOLDINGS ORD	NA	NA	NA	121.00	01/27/2021	---	2,488.99	30.25	0.00	250.45	2,739.44	2,739.44
STLUCIE-Equities Sawgrass	98421M106	XEROX HOLDINGS ORD	NA	NA	NA	8.00	02/01/2021	---	167.24	2.00	0.00	13.88	181.12	181.12
STLUCIE-Equities Sawgrass	98421M106	XEROX HOLDINGS ORD	NA	NA	NA	188.00	03/16/2021	---	5,022.98	47.00	0.00	(766.66)	4,256.32	4,256.32
STLUCIE-Equities Sawgrass	98421M106	XEROX HOLDINGS ORD	NA	NA	NA	17.00	03/31/2021	---	413.53	4.25	0.00	(28.65)	384.88	384.88
STLUCIE-Equities Sawgrass	98983L108	ZURN WATER SOLUTIONS ORD	NA	NA	NA	150.00	12/30/2021	---	5,472.95	0.00	0.00	(12.95)	5,460.00	5,460.00
STLUCIE-Equities Sawgrass	98986T108	ZYNGA CL A ORD	NA	NA	NA	49.00	02/28/2020	---	339.91	0.00	0.00	(26.31)	313.60	313.60
STLUCIE-Equities Sawgrass	98986T108	ZYNGA CL A ORD	NA	NA	NA	10.00	07/01/2020	---	95.65	0.00	0.00	(31.65)	64.00	64.00
STLUCIE-Equities Sawgrass	98986T108	ZYNGA CL A ORD	NA	NA	NA	32.00	09/29/2020	---	288.80	0.00	0.00	(84.00)	204.80	204.80
STLUCIE-Equities Sawgrass	98986T108	ZYNGA CL A ORD	NA	NA	NA	26.00	12/31/2020	---	251.59	0.00	0.00	(85.19)	166.40	166.40
STLUCIE-Equities Sawgrass	98986T108	ZYNGA CL A ORD	NA	NA	NA	212.00	01/27/2021	---	2,288.54	0.00	0.00	(931.74)	1,356.80	1,356.80
STLUCIE-Equities Sawgrass	98986T108	ZYNGA CL A ORD	NA	NA	NA	38.00	02/01/2021	---	378.29	0.00	0.00	(135.09)	243.20	243.20
STLUCIE-Equities Sawgrass	98986T108	ZYNGA CL A ORD	NA	NA	NA	356.00	03/16/2021	---	3,615.18	0.00	0.00	(1,336.78)	2,278.40	2,278.40
STLUCIE-Equities Sawgrass	98986T108	ZYNGA CL A ORD	NA	NA	NA	33.00	03/31/2021	---	333.47	0.00	0.00	(122.27)	211.20	211.20
STLUCIE-Equities Sawgrass	98986T108	ZYNGA CL A ORD	NA	NA	NA	113.00	06/30/2021	---	1,225.42	0.00	0.00	(502.22)	723.20	723.20
STLUCIE-Equities Sawgrass	98986T108	ZYNGA CL A ORD	NA	NA	NA	393.00	10/01/2021	---	3,026.10	0.00	0.00	(510.90)	2,515.20	2,515.20
STLUCIE-Equities Sawgrass	G0176J109	ALLEGION ORD	NA	NA	NA	38.00	06/30/2021	---	5,823.35	0.00	0.00	(249.63)	5,032.72	5,032.72
STLUCIE-Equities Sawgrass	G0176J109	ALLEGION ORD	NA	NA	NA	3.00	10/01/2021	---	406.86	0.00	0.00	(9.54)	397.32	397.32
STLUCIE-Equities Sawgrass	G0176J109	ALLEGION ORD	NA	NA	NA	15.00	12/30/2021	---	1,956.68	0.00	0.00	29.92	1,986.60	1,986.60
STLUCIE-Equities Sawgrass	G02602103	AMDOCS ORD	NA	NA	NA	23.00	02/28/2020	---	1,575.50	8.28	0.00	145.82	1,721.32	1,721.32

ST. LUCIE COUNTY BOARD OF COUNTY COMMISSIONERS
 INVESTMENT PORTFOLIO
 AS OF DECEMBER 31, 2021

Account	Identifier	Description	S&P Rating	Fitch Rating	Moody's Rating	Current Units	Settle Date	Final Maturity	Book Value	Interest Due	Accrued Balance	Net Unrealized Gain/Loss	Market Value	Market Value + Accrued
STLUCIE-Equities Sawgrass	G02602103	AMDOCS ORD	NA	NA	NA	3.00	12/31/2020	---	211.56	1.08	0.00	12.96	224.52	224.52
STLUCIE-Equities Sawgrass	G02602103	AMDOCS ORD	NA	NA	NA	38.00	01/27/2021	---	2,687.74	13.68	0.00	156.18	2,843.92	2,843.92
STLUCIE-Equities Sawgrass	G02602103	AMDOCS ORD	NA	NA	NA	54.00	03/16/2021	---	4,316.44	19.44	0.00	(275.08)	4,041.36	4,041.36
STLUCIE-Equities Sawgrass	G02602103	AMDOCS ORD	NA	NA	NA	6.00	03/31/2021	---	491.46	2.16	0.00	(42.42)	449.04	449.04
STLUCIE-Equities Sawgrass	G02602103	AMDOCS ORD	NA	NA	NA	9.00	06/30/2021	---	704.43	3.24	0.00	(30.87)	673.56	673.56
STLUCIE-Equities Sawgrass	G1151C101	ACCENTURE CL A ORD	NA	NA	NA	110.00	09/02/2021	---	37,060.38	0.00	0.00	8,540.12	45,600.50	45,600.50
STLUCIE-Equities Sawgrass	G2717B108	CUSHMAN AND WAKEFIELD ORD	NA	NA	NA	27.00	02/28/2020	---	472.30	0.00	0.00	128.18	600.48	600.48
STLUCIE-Equities Sawgrass	G2717B108	CUSHMAN AND WAKEFIELD ORD	NA	NA	NA	27.00	09/29/2020	---	279.59	0.00	0.00	320.89	600.48	600.48
STLUCIE-Equities Sawgrass	G2717B108	CUSHMAN AND WAKEFIELD ORD	NA	NA	NA	5.00	12/31/2020	---	76.60	0.00	0.00	34.60	111.20	111.20
STLUCIE-Equities Sawgrass	G2717B108	CUSHMAN AND WAKEFIELD ORD	NA	NA	NA	101.00	01/27/2021	---	1,511.47	0.00	0.00	734.77	2,246.24	2,246.24
STLUCIE-Equities Sawgrass	G2717B108	CUSHMAN AND WAKEFIELD ORD	NA	NA	NA	154.00	03/16/2021	---	2,686.68	0.00	0.00	738.28	3,424.96	3,424.96
STLUCIE-Equities Sawgrass	G2717B108	CUSHMAN AND WAKEFIELD ORD	NA	NA	NA	16.00	03/31/2021	---	263.28	0.00	0.00	92.56	355.84	355.84
STLUCIE-Equities Sawgrass	G29183103	EATON ORD	NA	NA	NA	145.00	01/14/2021	---	10,165.34	0.00	0.00	14,893.56	25,058.90	25,058.90
STLUCIE-Equities Sawgrass	G29183103	EATON ORD	NA	NA	NA	125.00	04/17/2021	---	10,449.35	0.00	0.00	11,153.15	21,602.50	21,602.50
STLUCIE-Equities Sawgrass	G29183103	EATON ORD	NA	NA	NA	275.00	07/19/2019	---	22,142.67	0.00	0.00	25,382.83	47,525.50	47,525.50
STLUCIE-Equities Sawgrass	G3922B107	GENPACT ORD	NA	NA	NA	17.00	02/28/2020	---	713.65	0.00	0.00	188.71	902.36	902.36
STLUCIE-Equities Sawgrass	G3922B107	GENPACT ORD	NA	NA	NA	4.00	07/01/2020	---	145.20	0.00	0.00	67.12	212.32	212.32
STLUCIE-Equities Sawgrass	G3922B107	GENPACT ORD	NA	NA	NA	31.00	01/27/2021	---	1,283.40	0.00	0.00	362.08	1,645.48	1,645.48
STLUCIE-Equities Sawgrass	G3922B107	GENPACT ORD	NA	NA	NA	4.00	02/01/2021	---	155.72	0.00	0.00	56.60	212.32	212.32
STLUCIE-Equities Sawgrass	G3922B107	GENPACT ORD	NA	NA	NA	50.00	03/16/2021	---	2,138.39	0.00	0.00	515.61	2,654.00	2,654.00
STLUCIE-Equities Sawgrass	G5960L103	MEDTRONIC ORD	NA	NA	NA	572.00	06/24/2021	---	72,207.90	360.36	0.00	(13,034.50)	59,173.40	59,173.40
STLUCIE-Equities Sawgrass	N72482123	QIAGEN ORD	NA	NA	NA	13.00	03/31/2020	---	525.85	0.00	0.00	196.69	722.54	722.54
STLUCIE-Equities Sawgrass	N72482123	QIAGEN ORD	NA	NA	NA	24.00	01/27/2021	---	1,294.85	0.00	0.00	39.07	1,333.92	1,333.92
STLUCIE-Equities Sawgrass	N72482123	QIAGEN ORD	NA	NA	NA	36.00	03/16/2021	---	1,718.46	0.00	0.00	282.42	2,000.88	2,000.88
STLUCIE-Equities Sawgrass	N72482123	QIAGEN ORD	NA	NA	NA	36.00	03/31/2021	---	1,743.98	0.00	0.00	256.90	2,000.88	2,000.88
STLUCIE-Equities Sawgrass	N72482123	QIAGEN ORD	NA	NA	NA	18.00	06/30/2021	---	885.60	0.00	0.00	114.84	1,000.44	1,000.44
STLUCIE-Equities Sawgrass	N72482123	QIAGEN ORD	NA	NA	NA	80.00	12/30/2020	---	4,465.93	0.00	0.00	(19.53)	4,446.40	4,446.40
STLUCIE-Equities Sawgrass	Y1771G102	COSTAMARE ORD	NA	NA	NA	117.00	12/31/2020	---	908.71	0.00	0.00	571.34	1,480.05	1,480.05
STLUCIE-Equities Sawgrass	Y1771G102	COSTAMARE ORD	NA	NA	NA	39.00	01/28/2021	---	323.31	0.00	0.00	170.04	493.35	493.35
STLUCIE-Equities Sawgrass	Y1771G102	COSTAMARE ORD	NA	NA	NA	212.00	01/27/2021	---	1,808.36	0.00	0.00	873.44	2,681.80	2,681.80
STLUCIE-Equities Sawgrass	Y1771G102	COSTAMARE ORD	NA	NA	NA	86.00	02/01/2021	---	689.72	0.00	0.00	398.18	1,087.90	1,087.90
STLUCIE-Equities Sawgrass	Y1771G102	COSTAMARE ORD	NA	NA	NA	422.00	03/16/2021	---	4,427.79	0.00	0.00	910.51	5,338.30	5,338.30
STLUCIE-Equities Sawgrass	Y1771G102	COSTAMARE ORD	NA	NA	NA	22.00	03/31/2021	---	212.63	0.00	0.00	65.67	278.30	278.30
STLUCIE-Equities Sawgrass	464287630	ISHARES:RUSS 2000 VL ETF	NA	NA	NA	876.00	12/08/2016	---	102,229.11	0.00	0.00	43,230.69	145,459.80	145,459.80
STLUCIE-Equities Sawgrass	464287630	ISHARES:RUSS 2000 VL ETF	NA	NA	NA	130.00	12/20/2019	---	16,679.00	0.00	0.00	4,907.50	21,586.50	21,586.50
STLUCIE-Equities Sawgrass	46429B689	ISHARES:MSCI MV EAFE MVF	NA	NA	NA	4,759.00	07/22/2016	---	317,425.30	0.00	0.00	47,923.13	365,348.43	365,348.43
STLUCIE-Equities Sawgrass	46429B689	ISHARES:MSCI MV EAFE MVF	NA	NA	NA	482.00	12/08/2016	---	29,879.08	0.00	0.00	7,124.06	37,003.14	37,003.14
STLUCIE-Equities Sawgrass	46429B689	ISHARES:MSCI MV EAFE MVF	NA	NA	NA	320.00	05/30/2018	---	23,632.00	0.00	0.00	934.40	24,566.40	24,566.40
STLUCIE-Equities Sawgrass	46429B689	ISHARES:MSCI MV EAFE MVF	NA	NA	NA	480.00	12/20/2019	---	35,496.00	0.00	0.00	1,353.60	36,849.60	36,849.60
STLUCIE-Equities Sawgrass	922042775	VANGUARD FTSE XUS ETF	NA	NA	NA	9,250.00	12/08/2016	---	407,925.00	0.00	0.00	158,915.00	566,840.00	566,840.00
STLUCIE-Equities Sawgrass	922042775	VANGUARD FTSE XUS ETF	NA	NA	NA	540.00	05/30/2018	---	29,314.93	0.00	0.00	3,776.27	33,091.20	33,091.20
STLUCIE-Equities Sawgrass	922042775	VANGUARD FTSE XUS ETF	NA	NA	NA	840.00	12/20/2019	---	45,334.30	0.00	0.00	6,140.90	51,475.20	51,475.20
STLUCIE-Equities Sawgrass	922042858	VANGUARD EM ST IETF	NA	NA	NA	1,578.00	12/08/2016	---	56,934.08	0.00	0.00	2,113.80	78,047.88	78,047.88
STLUCIE-Equities Sawgrass	922042858	VANGUARD EM ST IETF	NA	NA	NA	560.00	12/14/2016	---	20,572.05	0.00	0.00	7,125.55	27,697.60	27,697.60
STLUCIE-Equities Sawgrass	922042858	VANGUARD EM ST IETF	NA	NA	NA	130.00	05/30/2018	---	5,869.50	0.00	0.00	560.30	6,429.80	6,429.80
STLUCIE-Equities Sawgrass	922042858	VANGUARD EM ST IETF	NA	NA	NA	190.00	12/20/2019	---	8,467.35	0.00	0.00	930.05	9,397.40	9,397.40
									8,447,558.89	5,249.48	0.00	2,065,855.65	10,513,414.54	10,513,414.54
Total									510,707,898.48	5,260.70	455,399.70	320,814.27	511,028,712.74	511,484,112.44