



**MICHELLE R. MILLER**  
**CLERK & COMPTROLLER**  
ST. LUCIE COUNTY, FLORIDA

July 28, 2021

The Honorable Chris Dzadovsky, Chair  
St. Lucie County Board of County Commissioners  
2300 Virginia Avenue  
Fort Pierce, Florida 34982

Re: Investment Report for Quarter Ending June 30, 2021

Dear Chris,

I am pleased to share with you the 3rd Quarter Investment Report for the fiscal year 2021.

The Investment Report includes the following:

- Investment Summary
- Portfolio Diversification, Maturity Distribution, Issuer Concentration, and Top 10 Holdings charts
- Investment Portfolio Detail

All investment activities were in compliance with the bid process as outlined in the Investment Policy. All of the investment categories and portfolio composition percentages are in accordance with the Investment Policy approved by the Board of County Commissioners.

The information is provided to you, the Honorable Members of the Board of County Commissioners, and the Investment Committee as required by the Investment Policy. Please do not hesitate to contact our office should you have questions.

Cordially,

Michelle R. Miller  
Clerk & Comptroller

**TOGETHER WE ASPIRE. TOGETHER WE ACHIEVE.**

P.O. Box 700 • Fort Pierce, FL 34954 • 772-462-6900 • [www.stlucieclerk.com](http://www.stlucieclerk.com)



**MICHELLE R. MILLER**  
**CLERK & COMPTROLLER**  
ST. LUCIE COUNTY, FLORIDA

---

Enclosures

July 28, 2021

The Honorable Chris Dzadovsky, Chair

cc:

District 2 Commissioner, Sean Mitchell

District 3 Commissioner, Linda Bartz

District 4 Commissioner, Frannie Hutchinson

District 5 Commissioner, Cathy Townsend

Howard Tipton, County Administrator

Dan McIntyre, County Attorney

Jennifer Hill, OMB Director

Investment Committee Members

Budget Committee Members

**TOGETHER WE ASPIRE. TOGETHER WE ACHIEVE.**

P.O. Box 700 • Fort Pierce, FL 34954 • 772-462-6900 • [www.stlucieclerk.com](http://www.stlucieclerk.com)

**ST LUCIE COUNTY, FLORIDA  
BOARD OF COUNTY COMMISSIONERS  
INVESTMENT SUMMARY  
AS OF JUNE 30, 2021**

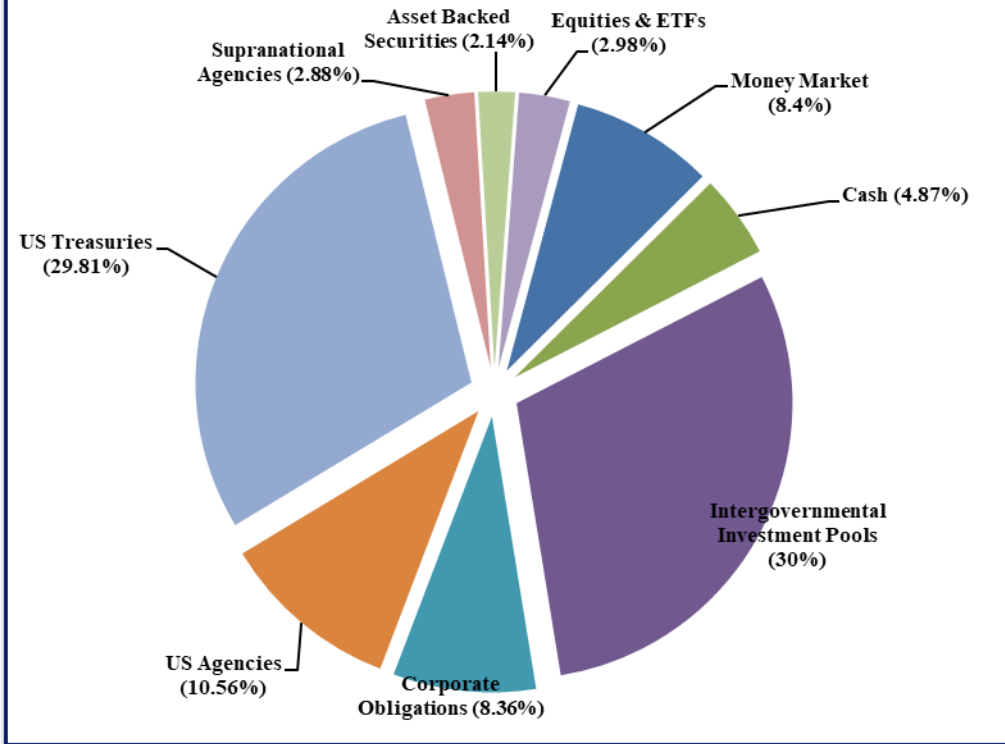
Portfolio Composition	Dollars Invested	Market Value Plus Accrued	Percentage of Total Portfolio	Maximum Allowable Percentage
<i>CASH</i>	\$ 19,245,606	\$ 19,245,606	4.87%	25%
<i>MONEY MARKET</i>	33,189,949	33,189,949	8.40%	80%
<i>INTERGOVERNMENTAL INVESTMENT POOLS</i>	118,591,365	118,591,365	30.00%	40%
<i>CORPORATE OBLIGATIONS</i>	32,588,571	33,057,420	8.36%	25%
<i>US AGENCIES</i>	41,350,290	41,737,498	10.56%	50%
<i>US TREASURIES</i>	117,610,036	117,843,565	29.81%	75%
<i>SUPRANATIONAL AGENCIES</i>	11,274,953	11,399,814	2.88%	25%
<i>ASSET BACKED SECURITIES</i>	8,440,452	8,465,964	2.14%	10%
<i>EQUITIES and EXCHANGE TRADED FUNDS</i>	9,554,010	11,764,144	2.98%	10%
<b>TOTAL INVESTMENTS</b>	<b>\$ 391,845,232</b>	<b>\$ 395,295,325</b>	<b>100%</b>	

Cash and Fixed Income Summary	
Risk Metric	Value
Cash	\$19,245,606
Money Market & Intergovernmental Investment Pools	\$151,781,314
Fixed Income	\$212,504,261
Years to Final Maturity	1.446
Book Yield (1)	0.473%
Yield (2)	0.348%
Average Credit Rating	AA/Aa2/AA

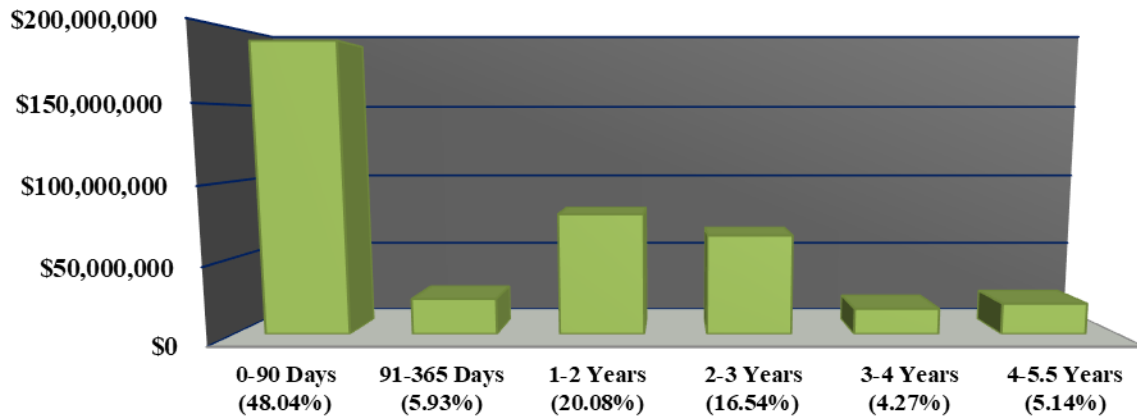
(1) Book Yield - Book yield (purchase yield) is the rate that all future cash flows discounted to the book value. This is a projected return at time of purchase.

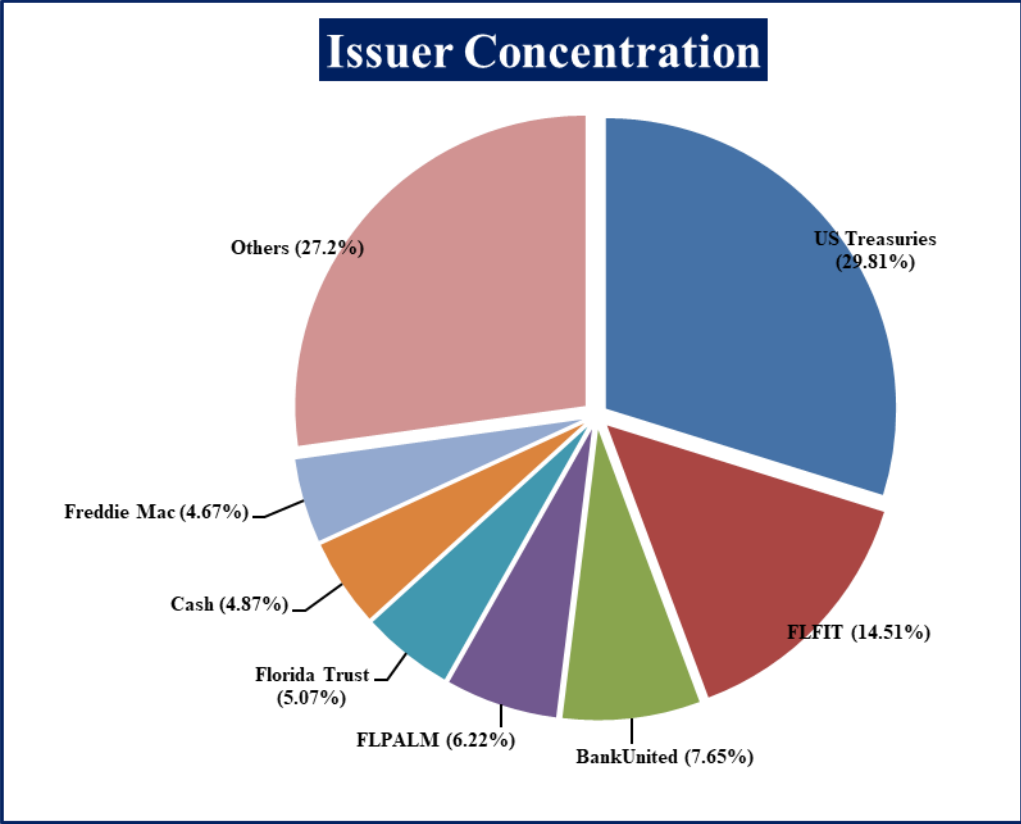
(2) Yield - Yield (current yield) is a bond's annual return on its annual coupon payments and current market price.

## Portfolio Diversification



## Maturity Distribution





### Top Ten Holdings

Rank	Issuer Name	Book Value	Market Value Plus Accrued	% of Market Plus Accrued
1	US Treasuries	\$ 117,610,036	\$ 117,843,565	29.81%
2	FLFIT	57,348,879	57,348,879	14.51%
3	BankUnited Money Market Account	30,236,982	30,236,982	7.65%
4	FLPALM	24,584,434	24,584,434	6.22%
5	Florida Trust	20,057,460	20,057,460	5.07%
6	Cash	19,245,606	19,245,606	4.87%
7	Freddie Mac	18,446,616	18,446,616	4.67%
8	FLCLASS	16,600,592	16,600,592	4.20%
9	Fannie Mae	12,738,176	12,906,678	3.27%
10	Farm Credit System	6,637,634	6,657,511	1.68%
<b>Total</b>		<b>\$ 323,506,415</b>	<b>\$ 323,928,323</b>	<b>81.95%</b>

**ST. LUCIE COUNTY BOARD OF COUNTY COMMISSIONERS**  
**INVESTMENT PORTFOLIO**  
**AS OF June 30, 2021**

Account	Identifier	Description	S&P Rating	Fitch Rating	Moody's Rating	Current Units	Settle Date	Final Maturity	Book Value	Interest Due	Accrued Balance	Net Unrealized Gain/Loss	Market Value	Market Value + Accrued
<b>CASH</b>														
STLUCIE-PFM	CCYUSD	Cash	AAA	AAA	Aaa	(75,691.53)	---	06/30/2021	(75,691.53)	0.00	0.00	0.00	(75,691.53)	(75,691.53)
STLUCIE-PFM	CCYUSD	Receivable	AAA	AAA	Aaa	83,013.43	---	06/30/2021	83,013.43	0.00	0.00	0.00	83,013.43	83,013.43
STLUCIE-Sawgrass	CCYUSD	Receivable	AAA	AAA	Aaa	10.94	---	06/30/2021	10.94	0.00	0.00	0.00	10.94	10.94
STLUCIE-Cash Sol	CCYUSD	Receivable	AAA	AAA	Aaa	0.03	---	06/30/2021	0.03	0.00	0.00	0.00	0.03	0.03
STLUCIE-Cash Sol	CCYUSD	Cash	AAA	AAA	Aaa	6.41	---	06/30/2021	6.41	0.00	0.00	0.00	6.41	6.41
STLUCIE-Wells Fargo Bank	CCYUSD	Cash	AAA	AAA	Aaa	19,929,102.56	---	06/30/2021	19,929,102.56	0.00	0.00	0.00	19,929,102.56	19,929,102.56
STLUCIE-Wells Fargo Bank	CCYUSD	Receivable	AAA	AAA	Aaa	4.47	---	06/30/2021	4.47	0.00	0.00	0.00	4.47	4.47
STLUCIE-Payden & Rygel	CCYUSD	Payable	AAA	AAA	Aaa	(697,794.67)	---	06/30/2021	(697,794.67)	0.00	0.00	0.00	(697,794.67)	(697,794.67)
STLUCIE-Equities Sawgrass	CCYUSD	Cash	AAA	AAA	Aaa	(0.01)	---	06/30/2021	(0.01)	0.00	0.00	0.00	(0.01)	(0.01)
STLUCIE-Equities Sawgrass	CCYUSD	Receivable	AAA	AAA	Aaa	6,954.49	---	06/30/2021	6,954.49	0.00	0.00	0.00	6,954.49	6,954.49
						19,245,606.12			19,245,606.12	0.00	0.00	0.00	19,245,606.12	19,245,606.12
<b>MONEY MARKET</b>														
STLUCIE-PFM	31846V443	FIRST AMER-GVTT OBLG V	AAAm	AAA	Aaa	782,981.74	---	06/30/2021	782,981.74	24.32	0.00	0.00	782,981.74	782,981.74
STLUCIE-Sawgrass	31846V443	FIRST AMER-GVTT OBLG V	AAAm	AAA	Aaa	959,239.09	---	06/30/2021	959,239.09	10.94	0.00	0.00	959,239.09	959,239.09
STLUCIE-Cash Sol	31846V443	FIRST AMER-GVTT OBLG V	AAAm	AAA	Aaa	6,582.79	---	06/30/2021	6,582.79	0.03	0.00	0.00	6,582.79	6,582.79
STLUCIE-Payden & Rygel	31846V443	FIRST AMER-GVTT OBLG V	AAAm	AAA	Aaa	974,644.41	---	06/30/2021	974,644.41	4.47	0.00	0.00	974,644.41	974,644.41
STLUCIE-Equities Sawgrass	31846V443	FIRST AMER-GVTT OBLG V	AAAm	AAA	Aaa	229,519.35	---	06/30/2021	229,519.35	1.21	0.00	0.00	229,519.35	229,519.35
St Lucie - BankUnited	BANKUNITED	IDP-Bank Holdings	NA	NA	NA	30,236,981.86	---	06/30/2021	30,236,981.86	0.00	0.00	0.00	30,236,981.86	30,236,981.86
						33,189,949.24			33,189,949.24	40.97	0.00	0.00	33,189,949.24	33,189,949.24
<b>INTERGOVERNMENTAL INVESTMENT POOLS</b>														
St Lucie - FLPALM	FLPALM	Florida Education Investment Trust Fund	NA	NA	NA	24,584,433.91	---	06/30/2021	24,584,433.91	0.00	0.00	0.00	24,584,433.91	24,584,433.91
St Lucie - FLORIDA LOCAL CLASS	FLORIDA LOCAL CLASS	FLORIDA LOCAL CLASS	NA	NA	NA	16,600,591.88	---	06/30/2021	16,600,591.88	0.00	0.00	0.00	16,600,591.88	16,600,591.88
St Lucie - FLETT	FLETT	FLORIDA LOCAL CLASS	NA	NA	NA	57,348,879.43	---	06/30/2021	57,348,879.43	0.00	0.00	0.00	57,348,879.43	57,348,879.43
STLUCIE-FL Trst	FLGIT-DAY-TF	FLGIT Day-To-Day Fund	NA	NA	NA	20,057,459.56	---	06/30/2021	20,057,459.56	0.00	0.00	0.00	20,057,459.56	20,057,459.56
						118,591,364.78			118,591,364.78	0.00	0.00	0.00	118,591,364.78	118,591,364.78
<b>CORPORATE OBLIGATIONS</b>														
STLUCIE-Sawgrass	17275RB00	CISCO SYSTEMS INC	AA-	NA	A1	850,000.00	09/20/2016	09/20/2021	849,881.00	0.00	4,411.74	2,074.00	851,955.00	856,366.74
STLUCIE-Sawgrass	458140BB5	INTEL CORP	A+	A+	A1	630,000.00	05/11/2017	05/11/2022	629,615.70	0.00	2,056.25	10,987.20	640,602.90	642,659.15
STLUCIE-Sawgrass	927804FK5	VIRGINIA ELECTRIC AND POWER CO	BBB+	A	A2	230,000.00	06/07/2017	01/15/2022	236,768.90	0.00	3,128.64	(4,993.30)	231,775.60	234,904.24
STLUCIE-Sawgrass	202795H26	VIRGINIA ELECTRIC AND POWER CO	BBB+	A	A2	720,000.00	06/07/2017	01/15/2022	741,103.20	0.00	9,794.00	(15,544.80)	735,352.40	750,897.20
STLUCIE-Sawgrass	24422ETL3	COMMONWEALTH EDISON CO	A	A	A1	1,020,000.00	06/20/2017	09/01/2022	1,066,746.60	0.00	11,560.00	(44,206.80)	1,022,539.80	1,034,099.80
STLUCIE-Sawgrass	24422ETV1	JOHN DEERE CAPITAL CORP	A	A	A2	350,000.00	08/21/2017	01/06/2022	356,338.50	0.00	4,508.68	(1,960.00)	354,378.50	358,887.18
STLUCIE-Sawgrass	92826CAG7	JOHN DEERE CAPITAL CORP	AA-	NA	A3	1,340,000.00	09/08/2017	09/08/2022	1,337,279.80	0.00	9,043.14	31,999.20	1,369,279.00	1,378,322.14
STLUCIE-Sawgrass	037833DC1	VISA INC	AA+	NA	AA1	1,125,000.00	09/11/2017	09/15/2022	1,121,602.50	0.00	7,121.88	27,866.25	1,149,468.75	1,156,590.63
STLUCIE-Sawgrass	49327M2U7	APPLE INC	AA+	NA	AA1	300,000.00	09/12/2017	09/12/2022	299,646.00	0.00	1,907.50	6,606.00	306,252.00	308,159.50
STLUCIE-Sawgrass	61744YAN8	KEYBANK NA	A-	A-	A3	145,000.00	03/07/2018	03/07/2023	144,973.90	0.00	1,549.69	17,376.15	152,350.05	153,899.74
STLUCIE-Sawgrass	931142EK5	MORGAN STANLEY	BBB+	A	A1	385,000.00	06/15/2018	01/23/2023	375,298.00	0.00	5,280.38	26,106.85	401,404.85	406,685.23
STLUCIE-Sawgrass	931142EK5	WALMART INC	AA	AA	AA2	140,000.00	06/27/2018	06/26/2023	139,962.20	0.00	66.11	8,353.80	148,382.11	148,382.11
STLUCIE-Sawgrass	931142EK5	WALMART INC	AA	AA	AA2	560,000.00	06/27/2018	06/26/2023	560,408.80	0.00	2,644.44	32,855.20	593,264.00	593,264.00
STLUCIE-Sawgrass	458140AM2	INTEL CORP	A+	A+	A1	225,000.00	07/19/2018	12/15/2022	220,572.00	0.00	270.00	12,314.25	232,886.25	233,156.25
STLUCIE-Sawgrass	38141GWU4	GOLDMAN SACHS GROUP INC	BBB+	A	A2	1,890,000.00	03/18/2019	02/23/2023	1,878,338.70	0.00	1,795.76	28,709.10	1,907,047.80	1,908,843.56
STLUCIE-Sawgrass	06406FAD5	BANK OF NEW YORK MELLON CORP	A	AA-	A1	1,000,000.00	04/01/2019	08/16/2023	975,520.00	0.00	8,250.00	60,070.00	1,035,590.00	1,043,840.00
STLUCIE-Sawgrass	693475AV7	PNC FINANCIAL SERVICES GROUP INC	A	A	A3	1,500,000.00	04/01/2019	01/23/2024	1,541,610.00	0.00	23,041.67	68,550.00	1,610,160.00	1,633,201.67
STLUCIE-Sawgrass	49327M2T0	KEYBANK NA	A-	A-	A3	425,000.00	04/16/2019	09/14/2022	417,639.00	0.00	2,905.35	17,471.75	435,110.75	438,016.10
STLUCIE-Sawgrass	949746SK8	WELLS FARGO & CO	BBB+	A+	A2	860,000.00	07/22/2019	01/24/2023	873,863.20	0.00	11,510.46	(51.60)	873,811.60	885,322.06
STLUCIE-Sawgrass	05531FBH5	TRUIST FINANCIAL CORP	A-	A	A3	605,000.00	10/24/2019	08/01/2024	612,562.50	0.00	6,302.08	25,095.40	637,657.90	643,959.98
STLUCIE-Sawgrass	61746BEC6	MORGAN STANLEY	BBB+	A+	A1	690,000.00	11/15/2019	10/24/2023	706,111.50	0.00	1,993.32	(4,892.10)	701,219.40	703,212.72
STLUCIE-Sawgrass	458140AM2	INTEL CORP	A+	A+	A1	500,000.00	12/13/2019	12/15/2022	511,690.00	0.00	600.00	5,835.00	517,525.00	518,125.00
STLUCIE-Sawgrass	49327M2T0	KEYBANK NA	A	A-	A3	500,000.00	12/13/2019	09/14/2022	504,475.00	0.00	3,418.06	7,420.00	511,895.00	515,313.06
STLUCIE-Sawgrass	931142EK5	WALMART INC	AA	AA	AA2	500,000.00	12/13/2019	06/26/2023	525,075.00	0.00	2,361.11	4,625.00	529,700.00	529,936.11
STLUCIE-Sawgrass	17275RB00	CISCO SYSTEMS INC	AA-	NA	A1	750,000.00	12/16/2019	09/20/2021	749,835.00	0.00	3,892.71	1,890.00	751,725.00	755,617.71
STLUCIE-Sawgrass	458140AM2	INTEL CORP	A+	A+	A1	500,000.00	12/16/2019	12/15/2022	511,470.00	0.00	600.00	6,055.00	517,525.00	518,125.00
STLUCIE-Sawgrass	654106AH6	NIKE INC	AA-	NA	A1	420,000.00	03/27/2020	03/27/2025	419,428.80	0.00	2,632.00	24,897.60	444,326.40	446,958.40
STLUCIE-Sawgrass	88579YBM2	3M CO	A+	NA	A1	280,000.00	03/27/2020	04/15/2025	279,773.20	0.00	1,566.44	18,522.00	298,295.20	299,861.64
STLUCIE-Sawgrass	46625HD3	JPMORGAN CHASE & CO	A-	AA-	A2	350,000.00	05/08/2020	01/24/2022	370,160.00	0.00	6,868.75	(11,746.00)	358,414.00	365,282.75
STLUCIE-Sawgrass	86787EB0C	TRUIST BANK	A+	A+	A2	750,000.00	06/02/2020	04/01/2024	810,420.00	0.00	6,000.00	(7,927.50)	802,492.50	808,492.50
STLUCIE-Sawgrass	023155B08	AMAZON.COM INC	AA	AA-	A1	320,000.00	06/03/2020	06/03/2025	319,875.20	0.00	199.11	652.80	320,528.00	320,727.11
STLUCIE-Sawgrass	69353REQ7	PNC BANK NA	A	A+	A2	305,000.00	06/26/2020	06/01/2025	338,418.85	0.00	826.04	(6,786.25)	331,632.60	332,458.64
STLUCIE-Sawgrass	166756AE6	CHEVRON USA INC	AA-	NA	AA2	570,000.00	08/12/2020	08/12/2020	570,000.00	0.00	1,511.97	(6,786.25)	565,206.30	566,718.27
STLUCIE-Sawgrass	14913QB3B	CATERPILLAR FINANCIAL SERVICES CORP	A	A	A2	520,000.00	10/29/2020	11/08/2024	552,177.60	0.00	1,649.94	(6,968.00)	545,209.60	546,855.54
STLUCIE-Sawgrass	172967MT5	CITIGROUP INC	BBB+	A	A3	425,000.00	11/12/2020	10/30/2024	426,160.25	0.00	558.83	(97.75)	426,062.50	426,621.33
STLUCIE-Sawgrass	49327M2U7	KEYBANK NA	A-	A-	A3	500,000.00	02/02/2021	03/07/2023	531,955.00	0.00	5,343.75	(6,610.00)	525,345.00	530,688.75
STLUCIE-Sawgrass	14913QB3B	CATERPILLAR FINANCIAL SERVICES CORP	A	A	A2	500,000.00	02/04/2021	11/08/2024	530,180.00	0.00	1,582.64	(5,940.00)	524,240.00	525,822.64

**ST. LUCIE COUNTY BOARD OF COUNTY COMMISSIONERS**  
**INVESTMENT PORTFOLIO**  
**AS OF June 30, 2021**

Account	Identifier	Description	S&P Rating	Fitch Rating	Moody's Rating	Current Units	Settle Date	Maturity	Book Value	Interest Due	Accrued Balance	Net Unrealized Gain/Loss	Market Value	Market Value + Accrued
STLUCIE-Savgrass	61744YAN8	MORGAN STANLEY	BBB+	A	A1	500,000.00	02/04/2021	01/23/2023	527,095.00	0.00	6,837.64	(5,790.00)	521,305.00	528,162.64
STLUCIE-Savgrass	654106AH6	NIKE INC	AA-	NA	A1	500,000.00	02/04/2021	03/27/2025	536,640.00	0.00	3,133.33	(7,380.00)	528,960.00	532,093.33
STLUCIE-Savgrass	86787EB0	TRUIST BANK	A+	A+	A2	500,000.00	02/04/2021	04/01/2024	542,375.00	0.00	4,000.00	(7,800.00)	534,995.00	538,995.00
STLUCIE-Savgrass	88579YB2	3M CO	A+	NA	A1	1,000,000.00	02/04/2021	04/15/2025	1,084,030.00	0.00	5,594.44	(18,690.00)	1,065,340.00	1,070,934.44
STLUCIE-Savgrass	14912LS0	CATERPILLAR FINANCIAL SERVICES CORP	A	A	A2	500,000.00	03/01/2021	03/01/2025	523,295.00	0.00	4,375.00	(3,640.00)	518,655.00	523,030.00
STLUCIE-Savgrass	037833D14	APPLE INC	AA+	NA	Aa1	500,000.00	03/23/2021	05/11/2025	502,770.00	0.00	781.25	(4,500.00)	505,810.00	506,591.25
STLUCIE-Payden & Rygel	74274T4H3	PRIVATE EXPORT FUNDING CORPORATION	NA	AA+	Aaa	565,000.00	04/29/2021	04/28/2022	564,406.75	0.00	291.92	(84.75)	564,322.00	564,613.92
STLUCIE-Savgrass	023155B3	AMAZON.COM INC	AA+	AA+	A1	310,000.00	05/12/2021	05/12/2026	308,660.80	0.00	421.94	(1,401.20)	310,062.00	310,483.94
STLUCIE-Savgrass	06051GY6	BANK OF AMERICA CORP	A-	AA-	A2	310,000.00	06/14/2021	06/14/2024	310,000.00	0.00	76.56	(65.10)	309,934.90	310,011.46
STLUCIE-Savgrass	06051GY6	BANK OF AMERICA CORP	A-	AA-	A2	1,000,000.00	06/16/2021	06/14/2024	1,000,010.00	0.00	246.97	(820.00)	997,795.00	1,000,036.97
STLUCIE-Savgrass	06406FAD5	BANK OF NEW YORK MELLON CORP	A	AA-	A1	500,000.00	06/16/2021	08/16/2023	519,125.00	0.00	4,125.00	(1,330.00)	517,900.00	521,920.00
STLUCIE-Savgrass	14913QB3	CATERPILLAR FINANCIAL SERVICES CORP	A	A	A2	500,000.00	06/16/2021	11/08/2024	527,020.00	0.00	1,582.64	(2,780.00)	524,240.00	525,822.64
STLUCIE-Savgrass	654106AH6	NIKE INC	AA	NA	A1	750,000.00	06/16/2021	03/27/2025	795,862.50	0.00	4,700.00	(2,420.50)	793,440.00	798,140.00
STLUCIE-Savgrass	88579YB2	3M CO	A+	NA	A1	500,000.00	06/16/2021	04/15/2025	535,190.00	0.00	2,797.22	(2,520.00)	532,670.00	535,467.22
STLUCIE-Savgrass	92826CA7	VISA INC	AA-	NA	Aa3	500,000.00	06/16/2021	09/15/2022	511,640.00	0.00	3,165.28	(765.00)	510,875.00	514,040.28
STLUCIE-Savgrass	949746K8	WELLS FARGO & CO	BBB+	A+	A2	750,000.00	06/16/2021	01/24/2023	762,915.00	0.00	10,038.19	(870.00)	762,045.00	772,083.19
									32,588,570.95	0.00	206,430.82	262,418.60	32,850,989.55	33,057,420.37
									497,280.00	0.00	458.33	27,315.00	524,595.00	525,053.33
									299,529.00	0.00	26,869.92	29,358.00	328,887.00	355,756.92
									517,868.00	0.00	4,526.53	31,772.00	549,640.00	554,166.53
									71,222.93	0.00	1,663.37	2,462.94	73,685.87	73,852.24
									28,655.44	0.00	92.91	1,360.64	30,016.08	30,108.98
									210,000.00	0.00	1,800.95	6,976.20	216,976.20	217,157.15
									70,000.00	0.00	763.58	3,218.60	73,218.60	73,982.18
									425,000.00	0.00	2,098.44	8,449.00	433,055.00	434,153.44
									876,116.10	0.00	10,778.44	10,500.90	886,617.00	887,695.44
									358,635.60	0.00	3,132.50	15,634.80	374,270.40	377,402.90
									1,096,491.00	0.00	8,639.58	42,328.00	1,138,819.00	1,147,458.58
									509,061.60	0.00	2,610.21	10,750.80	522,422.61	524,422.61
									1,098,493.00	0.00	2,639.69	4,367.00	1,102,860.00	1,105,499.69
									798,816.00	0.00	691.67	2,984.20	801,800.00	802,491.67
									1,027,425.00	0.00	761.77	4,985.20	1,032,410.20	1,033,171.97
									868,825.80	0.00	682.81	4,731.10	869,298.90	869,981.71
									598,857.00	0.00	343.75	2,430.00	901,287.00	901,630.75
									974,590.50	0.00	588.75	2,983.50	977,574.00	978,142.75
									339,000.00	0.00	325.83	3,032.80	342,033.20	342,359.03
									1,659,988.35	0.00	450.94	1,665,016.65	1,665,467.59	1,666,467.59
									799,616.00	0.00	127.78	1,616.00	801,232.00	801,359.78
									1,495,620.00	0.00	52.08	4,350.00	1,499,970.00	1,500,022.08
									1,576,600.00	0.00	1,876.25	3,412.80	1,580,015.80	1,581,892.05
									673,474.50	0.00	365.63	675,514.13	675,514.13	675,514.13
									328,356.60	0.00	550.00	(3,003.00)	325,353.60	325,903.60
									414,792.50	0.00	1,264.71	(655.70)	414,136.80	415,401.51
									1,324,536.25	0.00	4,037.94	(2,292.25)	1,322,244.00	1,326,281.94
									999,250.00	0.00	1,723.33	970.00	1,000,220.00	1,001,943.33
									1,098,878.00	0.00	970.14	1,001.00	1,099,879.00	1,100,849.14
									324,892.75	0.00	255.03	(172.25)	324,720.50	324,975.53
									230,042.00	0.00	1,804.69	(239.80)	229,982.69	229,982.69
									1,099,725.00	0.00	1,306.25	286.00	1,100,011.00	1,101,317.25
									279,748.00	0.00	106.94	(11.20)	279,736.80	279,843.74
									1,499,625.00	0.00	1,715.83	(13,800.00)	1,485,825.00	1,487,540.83
									478,281.60	0.00	360.00	(3,979.20)	474,302.40	474,662.40
									1,102,889.45	0.00	145.80	1,226.55	1,104,116.00	1,104,261.80
									449,487.00	0.00	106.25	(292.50)	449,194.50	449,300.75
									300,000.00	0.00	135.00	(1,641.00)	298,359.00	298,494.00
									599,580.00	0.00	1,390.00	(6,978.00)	592,602.00	593,992.00
									525,000.00	0.00	1,89.06	(903.00)	524,097.00	525,486.06
									110,642.61	0.00	139.20	(3,018.47)	113,661.08	113,810.28
									56,540.20	0.00	90.18	1,301.56	57,841.76	57,931.94
									79,171.50	0.00	177.00	1,827.70	80,999.19	81,176.19
									74,021.70	0.00	172.40	1,585.00	75,606.69	75,779.09
									123,264.26	0.00	271.34	3,979.93	127,244.19	127,515.53

**US AGENCIES**

**ST. LUCIE COUNTY BOARD OF COUNTY COMMISSIONERS**  
**INVESTMENT PORTFOLIO**  
**AS OF June 30, 2021**

Account	Identifier	Description	S&P Rating	Fitch Rating	Moodys Rating	Current Units	Settle Date	Final Maturity	Book Value	Interest Due	Accrued Balance	Net Unrealized Gain/Loss	Market Value	Market Value + Accrued
STLUCIE-PFM	3137FK39	FHMS K-405 A	AA+	AAA	Aaa	16,528.48	12/17/2018	07/25/2023	16,528.43	0.00	44.12	336.24	16,864.67	16,908.79
STLUCIE-PFM	3137BEZ8	FHMS K-036 A1	AA+	AAA	Aaa	69,262.72	01/10/2019	04/25/2022	68,938.05	0.00	160.29	1,936.41	70,874.46	71,034.75
STLUCIE-PFM	3137BLUR7	FHMS K-720 A2	AA+	AAA	Aaa	425,000.00	03/12/2019	06/25/2022	424,286.13	0.00	961.92	7,394.87	431,681.00	432,642.92
STLUCIE-PFM	3137BIBS0	FHMS K-026 A2	AA+	AAA	Aaa	430,000.00	06/17/2019	11/25/2022	433,762.50	0.00	899.42	7,494.90	441,257.40	442,156.82
STLUCIE-Payden & Rygel	3137BWW0E0	FHMS K-725 AM	AA+	AAA	NA	390,000.00	06/26/2019	02/25/2024	405,051.56	0.00	1,008.80	9,257.14	414,308.70	415,317.50
STLUCIE-PFM	3137FBT97	FHMS K-728 A1	AA+	AAA	Aaa	296,469.04	07/18/2019	10/25/2023	300,035.94	0.00	677.18	1,419.3	300,177.87	300,855.05
STLUCIE-Payden & Rygel	3137B36J2	FHMS K-029 A2	AA+	AAA	Aaa	180,000.00	08/19/2019	02/25/2023	188,388.28	0.00	497.43	(585.28)	188,300.43	188,300.43
STLUCIE-Payden & Rygel	3137B36J2	FHMS K-029 A2	AA+	AAA	Aaa	110,000.00	03/11/2020	02/25/2023	115,134.77	0.00	303.99	(366.27)	114,768.50	115,072.49
STLUCIE-PFM	3137AWQHI	FHMS K-023 A2	AA+	AAA	Aaa	375,000.00	09/09/2019	08/25/2022	380,537.11	0.00	720.94	1,246.64	381,783.75	382,504.69
STLUCIE-Payden & Rygel	3137BQ4Y7	FHMS K-SMC A2	AA+	AAA	Aaa	210,000.00	10/04/2019	01/25/2023	214,167.19	0.00	457.63	3,136.61	217,303.80	217,761.43
STLUCIE-PFM	3137FQ3V3	FHMS K-127 A1	AA+	AAA	Aaa	100,446.01	10/26/2019	07/25/2024	100,443.60	0.00	175.11	2,813.89	103,257.50	103,432.61
STLUCIE-PFM	3137BSPW7	FHMS K-723 A2	AA+	AAA	Aaa	265,000.00	02/13/2020	08/25/2023	271,417.97	0.00	541.93	2,615.88	274,033.85	274,575.78
STLUCIE-Payden & Rygel	3137B4WB8	FHMS K-033 A2	AA+	AAA	Aaa	480,000.00	03/03/2020	07/25/2023	503,775.00	0.00	1,224.00	(384.60)	503,390.40	504,614.40
STLUCIE-Payden & Rygel	3137B3NNX2	FHMS K-031 A2	AA+	AAA	Aaa	470,000.00	03/10/2020	04/25/2023	593,900.39	0.00	1,595.75	(686.02)	687,618.75	687,618.75
STLUCIE-Payden & Rygel	3137B5JM6	FHMS K-034 A2	AA+	AAA	Aaa	280,000.00	03/11/2020	07/25/2023	301,000.00	0.00	823.90	(4,732.00)	296,268.00	297,091.90
STLUCIE-Payden & Rygel	3132A9SE8	FH ZS8617	AA+	AAA	Aaa	0.01	06/22/2020	08/01/2031	0.01	0.00	0.00	(0.00)	0.01	0.01
STLUCIE-PFM	3137FQZ7	FHMS K-J30 A1	AA+	AAA	Aaa	476,066.30	07/30/2020	01/25/2025	476,057.25	0.00	208.68	(1,700.03)	474,357.22	474,565.89
STLUCIE-PFM	3137F7U8	FHMS K-J32 A1	AA+	AAA	Aaa	140,458.65	11/30/2020	06/25/2023	140,458.09	0.00	60.40	(1,058.50)	139,399.59	139,459.99
STLUCIE-PFM	3137BTU25	FHMS K-724 A2	AA+	AAA	Aaa	525,000.00	02/02/2021	11/25/2023	560,458.01	0.00	1,339.63	(8,504.51)	551,953.50	553,293.13
STLUCIE-PFM	3137F9ZD6	FHMS K-133 A1	AA+	AAA	Aaa	99,094.01	02/26/2021	12/25/2025	99,090.84	0.00	36.33	(628.06)	98,462.78	98,499.11
STLUCIE-Payden & Rygel	3137F9ZD6	FHMS K-133 A1	AA+	AAA	Aaa	198,188.01	02/26/2021	12/25/2024	198,181.67	0.00	72.67	(1,256.12)	196,925.56	196,998.23
STLUCIE-Payden & Rygel	3137FAR0	FHMS K-727 A2	AA+	AAA	Aaa	650,000.00	03/19/2020	07/25/2024	61,320.34	0.00	142.28	456.12	61,918.73	61,918.73
STLUCIE-PFM	3137B3N95	FHMS K-030 A1	AA+	AAA	Aaa	61,437.93	04/25/2018	09/25/2022	61,320.34	0.00	142.28	456.12	61,918.73	61,918.73
STLUCIE-PFM	3137AH6C7	FHMS K-015 A2	AA+	AAA	Aaa	109,458.95	11/09/2018	07/25/2021	109,185.30	0.00	294.63	257.23	109,442.53	109,737.16
STLUCIE-PFM	3137ASN19	FHMS K-019 A2	AA+	AAA	Aaa	367,349.52	03/13/2019	03/25/2022	362,499.35	0.00	695.52	8,784.47	371,283.83	371,979.34
STLUCIE-PFM	3137AUP03	FHMS K-021 A2	AA+	AAA	Aaa	419,863.90	04/02/2019	06/25/2022	418,912.65	0.00	838.33	7,152.64	426,065.29	426,903.62
STLUCIE-PFM	3137BUWM6	FHMS K-J11 A2	AA+	AAA	Aaa	74,175.74	05/14/2019	01/25/2023	74,897.21	0.00	181.24	1,702.59	76,599.80	76,781.04
STLUCIE-Payden & Rygel	3137AXHP1	FHMS K-024 A2	AA+	AAA	Aaa	340,000.00	06/20/2019	09/25/2022	343,891.41	0.00	729.02	3,568.19	347,459.60	348,188.62
STLUCIE-PFM	3137AJM8	FHMS 2011-K016 A2	AA+	AAA	Aaa	199,437.24	06/24/2019	10/25/2021	201,860.09	0.00	493.21	(1,778.67)	200,081.42	200,574.63
STLUCIE-PFM	3137AYCE9	FHMS K-025 A2	AA+	AAA	Aaa	425,000.00	06/25/2019	10/25/2022	432,769.53	0.00	949.88	3,871.22	436,640.75	437,590.63
STLUCIE-Payden & Rygel	3137ASN19	FHMS K-012 A2	AA+	AAA	Aaa	367,349.52	06/28/2019	03/25/2022	369,329.76	0.00	695.52	1,954.07	371,283.83	371,979.34
STLUCIE-PFM	3137AXXN2	FHMS K-022 A2	AA+	AAA	Aaa	422,366.76	08/19/2019	07/25/2022	427,514.36	0.00	828.89	2,746.44	430,260.80	431,089.69
STLUCIE-PFM	3137ATRW4	FHMS K-020 A2	AA+	AAA	Aaa	433,300.89	09/09/2019	05/25/2022	439,377.26	0.00	856.85	2,454.49	440,479.60	440,479.60
STLUCIE-Payden & Rygel	3137ATRW4	FHMS K-020 A2	AA+	AAA	Aaa	229,101.62	03/11/2020	09/25/2022	235,339.27	0.00	453.05	(2,895.06)	232,444.21	232,899.26
STLUCIE-Payden & Rygel	3136B1XP4	FNA 2018-MS A2	AA+	AAA	Aaa	4,238.11	04/30/2018	09/25/2021	4,322.41	0.00	12.57	(79.81)	4,242.60	4,255.18
STLUCIE-PFM	3136A6A3	FNA 2012-MS A2	AA+	AAA	Aaa	85,849.91	01/07/2019	02/25/2022	85,403.89	0.00	194.24	917.33	86,321.22	86,515.46
STLUCIE-Payden & Rygel	3138XQZ35	FN AU1661	AA+	AAA	Aaa	0.01	08/19/2019	07/01/2028	0.00	0.00	0.00	0.00	0.01	0.01
STLUCIE-PFM	3136AEGQ4	FNA 2013-MT A2	AA+	AAA	Aaa	173,683.35	09/09/2019	12/25/2022	175,958.78	0.00	330.00	1,649.82	177,608.60	177,938.60
STLUCIE-PFM	3136ABPW7	FNA 2013-M1 A2	AA+	AAA	Aaa	147,770.47	09/13/2019	08/25/2022	148,907.61	0.00	291.19	1,101.58	150,009.20	150,300.38
STLUCIE-Payden & Rygel	3138WJDM7	FN AS8207	AA+	AAA	Aaa	168,028.46	09/17/2019	10/01/2031	170,706.42	0.00	350.06	5,726.83	176,433.25	176,783.31
STLUCIE-Payden & Rygel	31418BZ33	FN MA2561	AA+	AAA	Aaa	134,732.96	09/17/2019	03/01/2031	138,490.74	0.00	336.83	3,939.51	142,430.25	142,767.08
STLUCIE-Payden & Rygel	3140FPBK4	FN BE3641	AA+	AAA	Aaa	81,451.36	10/17/2019	05/01/2032	83,869.45	0.00	203.63	2,342.75	86,212.20	86,415.82
STLUCIE-Payden & Rygel	3140FPBK4	FN BE3641	AA+	AAA	Aaa	25,916.34	10/17/2019	05/01/2032	26,689.78	0.00	64.79	741.37	27,431.15	27,495.94
STLUCIE-Payden & Rygel	31409YB4	FN BM5109	AA+	AAA	Aaa	88,864.31	12/17/2019	12/01/2032	91,349.73	0.00	222.16	2,538.07	93,887.81	94,109.97
STLUCIE-Payden & Rygel	31418CFH8	FN MA2868	AA+	AAA	Aaa	254,172.80	12/17/2019	08/01/2032	256,635.10	0.00	529.53	9,387.24	266,022.33	266,551.86
STLUCIE-Payden & Rygel	3140K6CH6	FN BO9971	AA+	AAA	Aaa	345,432.14	12/23/2019	08/01/2034	349,210.31	0.00	719.65	12,736.94	361,947.25	362,666.90
STLUCIE-Payden & Rygel	314018TK9	FN BM4153	AA+	AAA	Aaa	179,817.33	02/18/2020	06/01/2033	186,209.28	0.00	449.54	4,474.41	190,683.69	191,133.24
STLUCIE-Payden & Rygel	314018TK9	FN BM4153	AA+	AAA	Aaa	49,041.09	02/18/2020	06/01/2033	50,864.81	0.00	122.60	1,139.84	52,004.65	52,127.25
STLUCIE-Payden & Rygel	3140XAPT3	FN FM6733	AA+	AAA	Aaa	563,588.47	05/18/2020	02/01/2035	591,591.78	0.00	1,174.14	1,055.31	592,647.09	593,821.23
STLUCIE-Payden & Rygel	38376US91	GNR 2017-068 AF	AA+	AAA	Aaa	103,313.66	03/27/2018	05/20/2047	103,507.37	0.00	380.7	335.25	103,842.63	103,880.69
									41,350,290.03	0.00	102,065.33	285,142.83	41,635,432.86	41,737,498.18
<b>US TREASURIES</b>														
STLUCIE-Payden & Rygel	912796F38	UNITED STATES TREASURY	A-1+	F1+	P-1	110,000.00	04/20/2021	03/24/2022	109,940.62	0.00	0.00	20.88	109,961.50	109,961.50
STLUCIE-Payden & Rygel	912796G45	UNITED STATES TREASURY	A-1+	F1+	P-1	500,000.00	04/22/2021	04/21/2022	499,704.25	0.00	0.00	75.75	499,780.00	499,780.00
STLUCIE-Payden & Rygel	912796G45	UNITED STATES TREASURY	A-1+	F1+	P-1	600,000.00	05/04/2021	04/21/2022	599,706.67	0.00	0.00	29.33	599,736.00	599,736.00
STLUCIE-Payden & Rygel	912796G45	UNITED STATES TREASURY	A-1+	F1+	P-1	365,000.00	05/17/2021	04/21/2022	364,859.08	0.00	0.00	(19.68)	364,839.40	364,839.40
STLUCIE-Payden & Rygel	912796H77	UNITED STATES TREASURY	A-1+	F1+	P-1	950,000.00	05/27/2021	11/26/2021	949,867.20	0.00	0.00	(57.20)	949,810.00	949,810.00
STLUCIE-PFM	9128286C9	UNITED STATES TREASURY	AA+	AAA	Aaa	675,000.00	03/06/2019	02/15/2022	674,235.35	0.00	6,339.78	11,044.90	685,280.25	691,620.03
STLUCIE-PFM	912828WZ9	UNITED STATES TREASURY	AA+	AAA	Aaa	200,000.00	04/03/2019	04/30/2022	196,773.44	0.00	589.67	5,992.56	202,766.00	203,355.67
STLUCIE-PFM	912828M7	UNITED STATES TREASURY	AA+	AAA	Aaa	1,175,000.00	05/03/2020	01/15/2022	1,175,734.38	0.00	5,561.99	19,369.87	1,195,104.25	1,200,666.24
STLUCIE-Payden & Rygel	912828W15	UNITED STATES TREASURY	AA+	AAA	Aaa	2,250,000.00	05/31/2019	05/15/2024	2,295,095.42	0.00	7,184.10	2,383,335.00	2,390,519.10	2,390,519.10
STLUCIE-PFM	912828P4	UNITED STATES TREASURY	AA+	AAA	Aaa									



**ST. LUCIE COUNTY BOARD OF COUNTY COMMISSIONERS**  
**INVESTMENT PORTFOLIO**  
**AS OF June 30, 2021**

Account	Identifier	Description	S&P Rating	Fitch Rating	Moody's Rating	Current Units	Settle Date	Maturity	Book Value	Interest Due	Accrued Balance	Net Unrealized Gain/Loss	Market Value	Market Value + Accrued
STLUCIE-PFM	9128287C8	UNITED STATES TREASURY	AA+	AAA	Aaa	400,000.00	08/05/2019	07/15/2022	400,656.25	0.00	3,229.28	6,171.75	406,828.00	410,057.28
STLUCIE-Savgrass	912828WJ5	UNITED STATES TREASURY	AA+	AAA	Aaa	700,000.00	08/05/2019	05/15/2024	726,471.10	0.00	2,235.05	15,010.90	741,482.00	743,717.05
STLUCIE-Savgrass	912828WJ5	UNITED STATES TREASURY	AA+	AAA	Aaa	1,000,000.00	08/05/2019	05/15/2024	1,037,933.04	0.00	3,192.93	21,326.96	1,059,260.00	1,062,452.93
STLUCIE-Savgrass	912828WJ5	UNITED STATES TREASURY	AA+	AAA	Aaa	750,000.00	08/07/2019	05/15/2024	782,639.24	0.00	2,947.70	11,805.76	794,445.00	796,839.70
STLUCIE-Savgrass	912828WJ5	UNITED STATES TREASURY	AA+	AAA	Aaa	1,100,000.00	08/08/2019	05/15/2024	1,150,406.03	0.00	3,122.23	14,779.97	1,165,186.00	1,168,698.23
STLUCIE-PFM	912828ZS8	UNITED STATES TREASURY	AA+	AAA	Aaa	400,000.00	10/04/2019	08/31/2022	401,125.00	0.00	2,172.55	5,799.00	406,924.00	409,096.55
STLUCIE-PFM	912828YK0	UNITED STATES TREASURY	AA+	AAA	Aaa	700,000.00	11/04/2019	10/15/2022	697,347.66	0.00	2,024.93	13,698.34	711,046.00	713,070.93
STLUCIE-PFM	912828YK0	UNITED STATES TREASURY	AA+	AAA	Aaa	925,000.00	12/04/2019	10/15/2022	917,990.23	0.00	2,675.80	21,606.27	939,596.50	942,272.30
STLUCIE-PFM	912828TY6	UNITED STATES TREASURY	AA+	AAA	Aaa	3,250,000.00	12/12/2019	11/15/2022	3,247,080.08	0.00	6,745.07	68,439.92	3,315,520.00	3,322,265.07
STLUCIE-Savgrass	912828U57	UNITED STATES TREASURY	AA+	AAA	Aaa	2,850,000.00	12/12/2019	11/30/2023	2,899,095.70	0.00	5,129.61	74,138.30	2,973,234.00	2,978,363.61
STLUCIE-PFM	912828W44	UNITED STATES TREASURY	AA+	AAA	Aaa	300,000.00	12/23/2019	10/15/2022	299,730.47	0.00	213.11	6,644.53	306,375.00	306,588.11
STLUCIE-Savgrass	912828YV6	UNITED STATES TREASURY	AA+	AAA	Aaa	300,000.00	12/31/2019	11/30/2024	297,316.41	0.00	381.15	12,235.59	309,552.00	309,933.15
STLUCIE-PFM	912828YV4	UNITED STATES TREASURY	AA+	AAA	Aaa	150,000.00	12/31/2019	12/15/2022	150,852.73	0.00	106.56	1,134.77	153,187.50	153,294.06
STLUCIE-PFM	912828P38	UNITED STATES TREASURY	AA+	AAA	Aaa	500,000.00	01/06/2020	01/31/2023	502,050.78	0.00	3,649.86	10,194.22	512,245.00	515,894.86
STLUCIE-PFM	912828Z29	UNITED STATES TREASURY	AA+	AAA	Aaa	1,250,000.00	02/05/2020	01/15/2023	1,256,152.34	0.00	8,649.86	19,185.16	1,283,987.36	1,283,987.36
STLUCIE-PFM	912828O29	UNITED STATES TREASURY	AA+	AAA	Aaa	1,500,000.00	03/04/2020	03/31/2023	1,530,878.91	0.00	5,655.74	2,586.09	1,533,465.00	1,539,120.74
STLUCIE-Savgrass	912828Z31	UNITED STATES TREASURY	AA+	AAA	Aaa	850,000.00	03/13/2020	02/28/2025	939,416.02	0.00	7,812.84	(23,439.02)	915,977.00	923,789.84
STLUCIE-Savgrass	912828Z31	UNITED STATES TREASURY	AA+	AAA	Aaa	550,000.00	03/19/2020	02/28/2025	602,400.39	0.00	5,053.37	(9,709.39)	592,691.00	597,746.37
STLUCIE-Savgrass	912828Z31	UNITED STATES TREASURY	AA+	AAA	Aaa	900,000.00	05/11/2020	02/28/2025	1,004,800.78	0.00	8,272.42	(34,942.78)	969,858.00	978,130.42
STLUCIE-Savgrass	912828M56	UNITED STATES TREASURY	AA+	AAA	Aaa	2,000,000.00	06/03/2020	11/15/2025	2,202,187.50	0.00	5,747.28	(74,367.50)	2,127,820.00	2,133,567.28
STLUCIE-PFM	912828ZP8	UNITED STATES TREASURY	AA+	AAA	Aaa	475,000.00	07/15/2020	05/15/2023	473,292.97	0.00	75.83	818.78	474,111.75	474,187.58
STLUCIE-Savgrass	912828P46	UNITED STATES TREASURY	AA+	AAA	Aaa	500,000.00	07/21/2020	02/15/2026	535,761.72	0.00	3,052.49	(17,481.72)	518,280.00	521,332.49
STLUCIE-Payden & Rygel	912828ZU7	UNITED STATES TREASURY	AA+	AAA	Aaa	1,572,000.00	07/27/2020	06/15/2023	1,575,930.00	0.00	171.80	(3,804.24)	1,572,125.76	1,572,297.56
STLUCIE-Payden & Rygel	912828ZU7	UNITED STATES TREASURY	AA+	AAA	Aaa	292,000.00	08/03/2020	06/15/2023	293,019.66	0.00	31.91	(996.30)	292,023.36	292,055.27
STLUCIE-Payden & Rygel	912828ZU7	UNITED STATES TREASURY	AA+	AAA	Aaa	224,000.00	08/05/2020	06/15/2023	224,854.34	0.00	24.48	(836.42)	224,017.92	224,042.40
STLUCIE-Payden & Rygel	912828ZU7	UNITED STATES TREASURY	AA+	AAA	Aaa	514,000.00	08/12/2020	06/15/2023	514,903.52	0.00	56.17	(862.40)	514,041.12	514,097.29
STLUCIE-Payden & Rygel	912828ZU7	UNITED STATES TREASURY	AA+	AAA	Aaa	94,000.00	08/13/2020	06/15/2023	94,164.87	0.00	10.27	(157.35)	94,007.52	94,017.79
STLUCIE-Payden & Rygel	912828CA0	UNITED STATES TREASURY	AA+	AAA	Aaa	335,000.00	09/09/2020	08/31/2025	334,646.68	0.00	279.93	(6,373.48)	328,273.20	328,553.13
STLUCIE-Savgrass	912828YK0	UNITED STATES TREASURY	AA+	AAA	Aaa	210,000.00	09/30/2020	10/15/2022	215,340.23	0.00	607.48	(2,026.43)	213,313.80	213,921.28
STLUCIE-Savgrass	912828P46	UNITED STATES TREASURY	AA+	AAA	Aaa	2,500,000.00	10/05/2020	10/15/2026	2,672,851.58	0.00	15,242.00	(81,451.58)	2,591,400.00	2,606,662.43
STLUCIE-Payden & Rygel	91282CAK7	UNITED STATES TREASURY	AA+	AAA	Aaa	284,000.00	10/06/2020	09/15/2023	283,645.00	0.00	104.18	(687.28)	282,957.72	283,061.90
STLUCIE-Payden & Rygel	91282CAK7	UNITED STATES TREASURY	AA+	AAA	Aaa	630,000.00	10/07/2020	09/15/2023	629,212.50	0.00	231.11	(1,524.60)	627,687.90	627,919.01
STLUCIE-PFM	91282CAP6	UNITED STATES TREASURY	AA+	AAA	Aaa	500,000.00	10/15/2020	10/15/2023	499,042.97	0.00	131.49	(1,192.97)	497,850.00	497,981.49
STLUCIE-PFM	91282CAP6	UNITED STATES TREASURY	AA+	AAA	Aaa	1,250,000.00	11/06/2020	10/15/2023	1,247,705.08	0.00	328.72	(3,080.08)	1,244,625.00	1,244,953.72
STLUCIE-PFM	91282CAW1	UNITED STATES TREASURY	AA+	AAA	Aaa	1,120,000.00	12/03/2020	11/15/2023	1,120,831.25	0.00	357.61	(2,712.85)	1,118,118.40	1,118,476.01
STLUCIE-PFM	91282CAW1	UNITED STATES TREASURY	AA+	AAA	Aaa	500,000.00	12/04/2020	11/15/2023	500,683.59	0.00	159.65	(1,523.59)	499,160.00	499,319.65
STLUCIE-Savgrass	912828M56	UNITED STATES TREASURY	AA+	AAA	Aaa	2,500,000.00	12/09/2020	11/15/2025	2,728,515.63	0.00	7,184.10	(68,740.63)	2,659,775.00	2,666,959.10
STLUCIE-PFM	91282CB48	UNITED STATES TREASURY	AA+	AAA	Aaa	350,000.00	12/30/2020	11/15/2023	349,548.83	0.00	19.13	(1,393.33)	348,155.50	348,174.63
STLUCIE-PFM	91282CB48	UNITED STATES TREASURY	AA+	AAA	Aaa	550,000.00	01/11/2021	12/15/2023	548,753.91	0.00	30.05	(1,652.41)	547,101.50	547,131.55
STLUCIE-Savgrass	912828Z31	UNITED STATES TREASURY	AA+	AAA	Aaa	1,500,000.00	02/03/2021	02/28/2025	1,648,183.59	0.00	13,787.36	(31,753.59)	1,616,430.00	1,630,217.36
STLUCIE-PFM	91282CBF0	UNITED STATES TREASURY	AA+	AAA	Aaa	3,000,000.00	02/03/2021	01/15/2024	2,995,312.50	0.00	1,729.97	(13,462.50)	2,981,850.00	2,983,579.97
STLUCIE-PFM	91282CBG5	UNITED STATES TREASURY	AA+	AAA	Aaa	2,000,000.00	02/03/2021	01/31/2023	2,000,468.75	0.00	1,042.82	(2,428.75)	1,998,040.00	1,999,082.82
STLUCIE-PFM	91282CBM2	UNITED STATES TREASURY	AA+	AAA	Aaa	600,000.00	02/25/2021	02/15/2024	598,078.13	0.00	281.77	(1,942.13)	596,136.00	596,417.77
STLUCIE-Savgrass	912828486	UNITED STATES TREASURY	AA+	AAA	Aaa	2,000,000.00	03/01/2021	05/31/2023	2,114,843.76	0.00	4,658.47	(18,903.76)	2,095,940.00	2,100,598.47
STLUCIE-PFM	91282CBM2	UNITED STATES TREASURY	AA+	AAA	Aaa	2,000,000.00	03/03/2021	02/15/2024	1,991,328.13	0.00	939.23	(4,208.13)	1,987,120.00	1,988,059.23
STLUCIE-Payden & Rygel	91282CBH3	UNITED STATES TREASURY	AA+	AAA	Aaa	1,569,800.00	03/24/2021	01/31/2026	1,541,837.94	0.00	2,455.52	(3,496.73)	1,538,341.21	1,540,796.73
STLUCIE-Payden & Rygel	91282CBH3	UNITED STATES TREASURY	AA+	AAA	Aaa	705,200.00	03/25/2021	01/31/2026	690,930.72	0.00	1,103.09	137.07	691,067.79	692,170.88
STLUCIE-PFM	912828XW5	UNITED STATES TREASURY	AA+	AAA	Aaa	1,000,000.00	03/30/2021	06/30/2022	1,020,781.25	0.00	47.55	(4,371.25)	1,016,410.00	1,016,457.55
STLUCIE-PFM	91282CBR1	UNITED STATES TREASURY	AA+	AAA	Aaa	1,000,000.00	03/31/2021	03/15/2024	997,539.06	0.00	733.70	(1,519.06)	996,020.00	996,753.70
STLUCIE-Payden & Rygel	91282CBT7	UNITED STATES TREASURY	AA+	AAA	Aaa	4,035,000.00	04/01/2021	03/31/2026	4,003,161.33	0.00	7,606.97	(13,721.52)	4,016,882.85	4,024,489.82
STLUCIE-Payden & Rygel	91282CBU4	UNITED STATES TREASURY	AA+	AAA	Aaa	4,490,000.00	04/01/2021	03/31/2023	4,487,544.53	0.00	1,410.79	(4,369.33)	4,483,175.20	4,484,585.99
STLUCIE-PFM	912828X70	UNITED STATES TREASURY	AA+	AAA	Aaa	1,400,000.00	04/07/2021	04/30/2022	1,415,238.28	0.00	3,706.52	(4,420.28)	1,410,818.00	1,414,818.00
STLUCIE-Payden & Rygel	912828YK0	UNITED STATES TREASURY	AA+	AAA	Aaa	540,000.00	04/09/2021	03/31/2026	537,637.50	0.00	1,018.03	(62.10)	537,575.40	538,593.43
STLUCIE-Savgrass	912828YK0	UNITED STATES TREASURY	AA+	AAA	Aaa	2,500,000.00	04/14/2021	10/15/2022	2,546,875.00	0.00	7,231.90	(7,425.00)	2,539,450.00	2,546,681.90
STLUCIE-PFM	91282CBV2	UNITED STATES TREASURY	AA+	AAA	Aaa	350,000.00	04/29/2021	04/15/2024	350,259.77	0.00	276.13	(669.27)	349,590.50	349,866.63
STLUCIE-Payden & Rygel	91282CBW0	UNITED STATES TREASURY	AA+	AAA	Aaa	600,000.00	05/03/2021	04/30/2026	596,789.06	0.00	758.15	162.94	596,952.00	597,110.15
STLUCIE-PFM	912828YV6	UNITED STATES TREASURY	AA+	AAA	Aaa	750,000.00	05/06/2021	10/31/2024	773,910.00	0.00	1,895.38	(3,365.38)	775,805.38	775,805.38
STLUCIE-Payden & Rygel	91282CBX8	UNITED STATES TREASURY	AA+	AAA	Aaa	440,000.00	05/13/2021	04/30/2023	439,639.06	0.00	92.66	(461.86)	439,177.20	439,269.86
STLUCIE-Payden & Rygel	91282CBX8	UNITED STATES TREASURY	AA+	AAA	Aaa	165,000.00	05/25/2021	04/30/2023	164,916.21	0.00	34.75	(224.76)	164,691.45	164,726.20
STLUCIE-PFM	912828YV6	UNITED STATES TREASURY												

**ST. LUCIE COUNTY BOARD OF COUNTY COMMISSIONERS**  
**INVESTMENT PORTFOLIO**  
**AS OF June 30, 2021**

Account	Identifier	Description	S&P Rating	Fitch Rating	Moody's Rating	Current Units	Settle Date	Final Maturity	Book Value	Interest Due	Accrued Balance	Net Unrealized Gain/Loss	Market Value	Market Value + Accrued
STLUCIE-Payden & Rygel	91282CC64	UNITED STATES TREASURY	AA+	AAA	Aaa	1,700,000.00	06/15/2021	06/15/2024	1,695,882.81	0.00	185.79	(6,235.81)	1,689,647.00	1,689,832.79
STLUCIE-Payden & Rygel	91282CCD1	UNITED STATES TREASURY	AA+	AAA	Aaa	565,000.00	06/16/2021	05/31/2023	564,580.66	0.00	59.82	(795.41)	563,785.25	563,845.07
STLUCIE-PFM	91282CC4	UNITED STATES TREASURY	AA+	AAA	Aaa	2,150,000.00	06/22/2021	06/15/2024	2,135,470.70	0.00	234.97	1,435.80	2,136,906.50	2,137,141.47
STLUCIE-Payden & Rygel	91282CC64	UNITED STATES TREASURY	AA+	AAA	Aaa	13,726,000.00	06/24/2021	06/15/2024	13,646,110.39	0.00	1,500.11	(3,701.73)	13,642,408.66	13,643,908.77
STLUCIE-PFM	91282CC64	UNITED STATES TREASURY	AA+	AAA	Aaa	2,150,000.00	06/29/2021	06/15/2024	2,136,478.52	0.00	234.97	427.98	2,136,906.50	2,137,141.47
STLUCIE-Payden & Rygel	91282CAP6	UNITED STATES TREASURY	AA+	AAA	Aaa	238,000.00	06/30/2021	06/15/2023	237,005.23	0.00	62.59	(28.65)	236,976.60	237,039.19
STLUCIE-PFM	91282CC65	UNITED STATES TREASURY	AA+	AAA	Aaa	5,500,000.00	06/30/2021	06/30/2023	5,485,390.63	0.00	18.68	1,519.37	5,486,910.00	5,486,928.68
STLUCIE-Payden & Rygel	91282CBW0	UNITED STATES TREASURY	AA+	AAA	Aaa	700,000.00	07/01/2021	04/30/2026	696,910.16	0.00	884.51	(466.16)	696,444.00	697,328.51
									117,610,035.84	0.00	212,181.47	2,134,712.12	117,631,382.96	117,843,564.43
<b>SUPRANATIONAL AGENCIES</b>														
STLUCIE-Payden & Rygel	4581X0CV6	INTER-AMERICAN DEVELOPMENT BANK	NA	AAA	Aaa	1,200,000.00	01/18/2017	01/18/2022	1,198,524.00	0.00	11,545.83	14,220.00	1,212,744.00	1,224,289.83
STLUCIE-Payden & Rygel	4581X0CZ9	INTER-AMERICAN DEVELOPMENT BANK	AAA	AAA	Aaa	600,000.00	09/14/2017	09/14/2022	597,888.00	0.00	3,120.83	13,380.00	611,268.00	614,388.83
STLUCIE-Payden & Rygel	4590KCP3	INTERNATIONAL FINANCE CORP	AAA	NA	Aaa	250,000.00	07/31/2018	07/31/2023	248,812.50	0.00	3,015.81	14,485.00	263,297.50	266,313.31
STLUCIE-Payden & Rygel	00828EDF3	AFRICAN DEVELOPMENT BANK	AAA	AAA	Aaa	170,000.00	12/06/2018	12/06/2021	169,850.40	0.00	354.17	2,223.60	172,074.00	172,428.17
STLUCIE-PFM	4590S8GU1	INTERNATIONAL BANK FOR RECONSTRUCTION AND DE	AAA	AAA	Aaa	300,000.00	05/29/2019	07/01/2022	298,899.00	0.00	3,187.50	6,816.00	305,715.00	308,902.50
STLUCIE-PFM	00828EEA3	AFRICAN DEVELOPMENT BANK	AAA	AAA	Aaa	425,000.00	09/18/2019	09/16/2022	424,332.75	0.00	2,014.32	7,841.25	432,174.00	434,188.32
STLUCIE-Payden & Rygel	00828EEA3	AFRICAN DEVELOPMENT BANK	AAA	AAA	Aaa	230,000.00	09/18/2019	09/16/2022	229,638.90	0.00	1,090.10	4,243.50	233,882.40	234,972.50
STLUCIE-Payden & Rygel	45950KCB9	INTERNATIONAL FINANCE CORP	AAA	NA	Aaa	500,000.00	10/16/2019	10/16/2024	498,535.00	0.00	1,432.29	13,965.00	512,500.00	513,932.29
STLUCIE-PFM	045167ES8	ASIAN DEVELOPMENT BANK	AAA	AAA	Aaa	525,000.00	01/24/2020	01/24/2023	524,753.25	0.00	3,720.57	11,418.75	536,172.00	539,892.57
STLUCIE-PFM	008281BC0	AFRICAN DEVELOPMENT BANK	AAA	AAA	Aaa	1,200,000.00	04/03/2020	04/03/2023	1,198,332.00	0.00	2,200.00	11,184.00	1,209,516.00	1,211,716.00
STLUCIE-PFM	4581X0DM7	INTER-AMERICAN DEVELOPMENT BANK	AAA	NA	Aaa	475,000.00	04/24/2020	05/24/2023	474,838.50	0.00	244.10	2,170.75	477,009.25	477,253.35
STLUCIE-Payden & Rygel	4581X0DM7	INTER-AMERICAN DEVELOPMENT BANK	AAA	NA	Aaa	180,000.00	04/24/2020	05/24/2023	179,938.80	0.00	92.50	822.60	180,761.40	180,853.90
STLUCIE-PFM	045167EV1	ASIAN DEVELOPMENT BANK	AAA	AAA	Aaa	510,000.00	07/14/2020	11/15/2023	509,148.30	0.00	591.46	(40.80)	509,107.50	509,698.96
STLUCIE-Payden & Rygel	4581X0DP0	INTER-AMERICAN DEVELOPMENT BANK	AAA	NA	Aaa	330,000.00	09/02/2020	11/15/2023	329,475.30	0.00	105.42	(448.80)	329,026.50	329,461.92
STLUCIE-PFM	045167EX7	ASIAN DEVELOPMENT BANK	AAA	AAA	Aaa	525,000.00	10/06/2020	10/06/2023	524,438.25	0.00	309.90	(278.25)	524,160.00	524,461.92
STLUCIE-Payden & Rygel	45950KCB9	INTERNATIONAL FINANCE CORP	AAA	AAA	Aaa	400,000.00	10/06/2020	10/06/2023	399,572.00	0.00	236.11	(212.00)	399,360.00	399,596.11
STLUCIE-PFM	459508JM6	INTERNATIONAL BANK FOR RECONSTRUCTION AND DE	AAA	NA	Aaa	330,000.00	11/24/2020	11/24/2023	329,290.50	0.00	84.79	(333.30)	328,957.20	329,041.99
STLUCIE-Payden & Rygel	4590S8M6	INTERNATIONAL BANK FOR RECONSTRUCTION AND DE	AAA	NA	Aaa	340,000.00	11/24/2020	11/24/2023	339,269.00	0.00	87.36	(343.40)	338,925.60	339,012.96
STLUCIE-PFM	4590S8M6	INTERNATIONAL BANK FOR RECONSTRUCTION AND DE	AAA	NA	Aaa	840,000.00	04/20/2021	04/20/2023	838,261.20	0.00	207.08	(226.80)	838,034.40	838,241.48
STLUCIE-Payden & Rygel	4590S8M6	INTERNATIONAL BANK FOR RECONSTRUCTION AND DE	AAA	NA	Aaa	220,000.00	04/20/2021	04/20/2023	219,544.60	0.00	54.24	(59.40)	219,485.20	219,539.44
STLUCIE-Payden & Rygel	045167EW9	ASIAN DEVELOPMENT BANK	AAA	AAA	Aaa	610,000.00	09/03/2020	09/03/2025	607,291.60	0.00	749.79	(7,356.60)	599,935.00	600,684.79
STLUCIE-PFM	045167FE8	ASIAN DEVELOPMENT BANK	AAA	AAA	Aaa	1,135,000.00	06/09/2021	06/11/2024	1,134,319.00	0.00	260.10	(3,314.20)	1,131,004.80	1,131,264.90
									11,274,952.85	0.00	34,704.28	90,156.90	11,305,109.75	11,399,814.03
<b>ASSET BACKED SECURITIES</b>														
STLUCIE-Payden & Rygel	4381SHAC1	HAROT 2018-3 A3	NA	AAA	Aaa	58,112.12	08/28/2018	08/22/2022	58,104.15	0.00	47.62	309.57	58,413.72	58,461.34
STLUCIE-Payden & Rygel	14315EAC4	CARMX 2018-4 A3	AAA	AAA	NA	0.01	10/24/2018	09/15/2023	0.01	0.00	0.00	(0.00)	0.01	0.01
STLUCIE-Payden & Rygel	1431SNAC4	CARMX 2019-1 A3	AAA	AAA	NA	0.01	01/23/2019	03/15/2024	0.01	0.00	0.00	0.00	0.01	0.01
STLUCIE-Payden & Rygel	92347YAA2	ZXTM 2019-A A1A	AAA	AAA	Aaa	181,671.95	03/13/2019	09/20/2024	181,635.61	0.00	162.65	2,203.68	183,839.29	184,001.94
STLUCIE-Payden & Rygel	34533FAD3	FORDO 2019-A A3	AAA	AAA	Aaa	0.01	03/22/2019	09/15/2023	0.01	0.00	0.00	0.00	0.01	0.01
STLUCIE-Payden & Rygel	14042WAC4	COPAR 2019-1 A3	AAA	AAA	Aaa	90,009.77	05/30/2019	11/15/2023	89,991.54	0.00	100.41	1,098.35	91,089.89	91,190.30
STLUCIE-Payden & Rygel	02007RAC3	ALLYA 2019-3 A3	AAA	NA	Aaa	66,399.39	09/17/2019	05/15/2024	66,397.51	0.00	56.96	708.37	67,105.88	67,162.83
STLUCIE-Payden & Rygel	14043TAF3	COPAR 2019-2 A3	AAA	AAA	NA	277,149.10	09/18/2019	05/15/2024	277,133.52	0.00	236.50	3,224.96	280,358.48	280,594.98
STLUCIE-Payden & Rygel	92867XAD8	VWALT 2019-A A3	AAA	AAA	NA	98,878.08	10/04/2019	11/21/2022	98,876.52	0.00	60.12	616.58	99,493.10	99,553.22
STLUCIE-Payden & Rygel	14315XAC2	CARMX 2020-1 A3	AAA	AAA	NA	130,000.00	01/22/2020	12/16/2024	129,974.49	0.00	109.20	2,400.61	132,375.10	132,484.30
STLUCIE-Payden & Rygel	92868JAD8	VALET 2020-1 A3	AAA	AAA	NA	540,000.00	05/19/2020	11/20/2024	539,963.12	0.00	161.70	4,005.88	543,969.00	544,130.70
STLUCIE-Payden & Rygel	12597PAD0	CNH 2020-A A4	AAA	AAA	Aaa	160,000.00	05/27/2020	04/15/2027	159,969.54	0.00	107.38	3,947.26	163,916.80	164,024.18
STLUCIE-Payden & Rygel	26208VAD8	DRIVE 2020-2 A3	AAA	NA	Aaa	80,000.00	06/17/2020	05/15/2024	79,996.94	0.00	29.51	175.86	80,172.80	80,202.31
STLUCIE-Payden & Rygel	36259PAE6	GMALT 2020-2 A4	AAA	NA	Aaa	100,000.00	06/17/2020	07/22/2024	99,983.75	0.00	30.86	1,041.25	101,025.00	101,055.86
STLUCIE-Payden & Rygel	34533GAE9	FORDO 2020-B A4	AAA	AAA	NA	100,000.00	06/19/2020	11/15/2025	99,997.70	0.00	35.11	713.30	100,711.00	100,746.11
STLUCIE-Payden & Rygel	58769VAD2	MERCEDES-BENZ AUTO RECEIVABLES TRUST 2020-1	AAA	AAA	NA	210,000.00	06/23/2020	10/15/2026	209,994.16	0.00	71.87	1,740.44	211,806.47	211,806.47
STLUCIE-Payden & Rygel	09661RAE1	BMWOT 2020-A A4	AAA	AAA	NA	190,000.00	07/15/2020	04/26/2027	189,947.16	0.00	19.63	873.64	190,820.80	190,840.43
STLUCIE-Payden & Rygel	47781NAD1	JDOT 2020-B A4	AAA	AAA	Aaa	150,000.00	07/22/2020	06/15/2027	149,953.19	0.00	48.00	816.31	150,769.50	150,817.50
STLUCIE-Payden & Rygel	36259OAD3	GMC AR 2020-3 A4	AAA	AAA	Aaa	140,000.00	08/19/2020	10/16/2026	139,998.52	0.00	33.83	404.68	140,403.20	140,437.03
STLUCIE-Payden & Rygel	98163CAF7	WOART 20C A4	AAA	AAA	NA	160,000.00	08/19/2020	10/15/2026	159,979.98	0.00	43.38	458.42	160,438.40	160,481.78
STLUCIE-Payden & Rygel	98163DAD0	WOSAT 2020-A A3	AAA	AAA	NA	130,000.00	09/16/2020	07/15/2025	129,992.80	0.00	31.78	315.30	130,308.10	130,339.88
STLUCIE-Payden & Rygel	80785EAD0	MBALT 2020-B A4	AAA	AAA	NA	330,000.00	09/23/2020	06/15/2026	329,956.67	0.00	73.33	795.73	330,752.30	330,825.73
STLUCIE-Payden & Rygel	88269SWAD9	SDART 2020-3	AAA	AAA	Aaa	350,000.00	09/23/2020	07/15/2026	349,968.45	0.00	76.27	329,933.40	350,333.30	350,409.57
STLUCIE-Payden & Rygel	03066PAC3	AMCAR 2020-3 A3	AAA	AAA	NA	500,000.00	11/24/2020	06/18/2025	499,932.50	0.00	95.69	364.85	501,705.00	501,800.69
STLUCIE-Payden & Rygel	39154TBC3	GALC 2021-1 A4	AAA	AAA	NA	300,000.00	02/10/2021	12/15/2026	299,964.93	0.00	73.33	(1,278.93)	298,686.00	298,759.33
STLUCIE-Payden & Rygel	88269EAC9	WOART 2021-A A3	AAA	AAA	NA	550,000.00	02/10/2021	11/15/2026	549,062.55	0.00	73.33	(947.05)	549,015.50	549,088.83
STLUCIE-Payden & Rygel	12510KAC7	CCG 211 A2	AAA	AAA	NA	200,000.00	03/16/2021	06/18/2025	200,000.00	0.00	25.69	(355.98)	200,000.00	200,000.00
STLUCIE-Payden & Rygel	03063FAC8	AMCAR 2021-1 A3	AAA	AAA	NA	250,000.00	03/10/2021	08/18/2025	249,996.43	0.00	25.69			

ST. LUCIE COUNTY BOARD OF COUNTY COMMISSIONERS  
INVESTMENT PORTFOLIO  
AS OF June 30, 2021

Account	Identifier	Description	S&P Rating	Fitch Rating	Moody's Rating	Current Units	Settle Date	Maturity	Book Value	Interest Due	Accrued Balance	Net Unrealized Gain/Loss	Market Value	Market Value + Accrued
STLUCIE-Payden & Rygel	2470QA66	DEFT 211 A3	NA	AAA	Aaa	200,000.00	03/17/2021	05/22/2026	199,962.00	0.00	21.50	172.00	200,134.00	200,155.50
STLUCIE-Payden & Rygel	165183CP7	CHF1211 A1	NA	AAA	Aaa	189,266.95	03/23/2021	04/15/2033	189,243.89	0.00	74.13	(33.73)	189,210.17	189,284.30
STLUCIE-Payden & Rygel	80286T AD5	SRT 2021-A A4	NA	AAA	Aaa	350,000.00	03/24/2021	03/20/2026	349,968.54	0.00	58.33	(48.04)	349,520.50	349,578.83
STLUCIE-Payden & Rygel	5117T AD3	KCOT 211 A4	NA	AAA	Aaa	550,000.00	04/14/2021	03/15/2027	529,856.16	0.00	204.93	(49.76)	529,406.40	529,611.33
STLUCIE-Payden & Rygel	23291YAD7	DLLAA 2021-1 A4	NA	AAA	Aaa	250,000.00	05/05/2021	02/19/2030	249,991.90	0.00	100.14	(34.40)	249,957.50	250,057.64
STLUCIE-Payden & Rygel	55317JAD2	MMAF 21A A4	NA	AAA	Aaa	200,000.00	05/05/2021	11/13/2030	199,926.28	0.00	104.00	247.72	200,174.00	200,278.00
STLUCIE-Payden & Rygel	55317JAE0	MMAF 21A A5	NA	AAA	Aaa	300,000.00	05/05/2021	11/13/2043	299,948.70	0.00	178.50	528.30	300,477.00	300,655.50
STLUCIE-Payden & Rygel	40441JAC5	HPEFS 2021-2 A3	AAA	NA	Aaa	400,000.00	06/23/2021	09/20/2028	399,954.16	0.00	32.00	45.84	400,000.00	400,032.00
									8,440,452.42	0.00	2,740.25	22,771.53	8,463,223.95	8,465,964.20
<b>EQUITIES &amp; EXCHANGE TRADED FUNDS</b>														
STLUCIE-Equities Sawgrass	00206R102	AT&T ORD	NA	NA	NA	217.00	07/22/2016	---	9,287.60	0.00	0.00	(3,042.34)	6,245.26	6,245.26
STLUCIE-Equities Sawgrass	06050104	BANK OF AMERICA ORD	NA	NA	NA	677.00	07/22/2016	---	9,734.33	0.00	0.00	18,238.38	27,912.71	27,912.71
STLUCIE-Equities Sawgrass	084670702	BERKSHIRE HATHAWAY CL B ORD	NA	NA	NA	5.00	07/22/2016	---	673.52	0.00	0.00	656.08	1,389.60	1,389.60
STLUCIE-Equities Sawgrass	12504L109	CBRE GROUP CL A ORD	NA	NA	NA	350.00	07/22/2016	---	9,710.86	0.00	0.00	20,294.64	30,005.50	30,005.50
STLUCIE-Equities Sawgrass	14448C104	CARRIER GLOBAL ORD	NA	NA	NA	175.00	07/22/2016	---	3,080.90	21.00	0.00	5,424.10	8,505.00	8,505.00
STLUCIE-Equities Sawgrass	166764100	CHEVRON ORD	NA	NA	NA	67.00	07/22/2016	---	7,097.34	0.00	0.00	(79.76)	7,017.58	7,017.58
STLUCIE-Equities Sawgrass	22052L104	CORTEVA ORD	NA	NA	NA	222.67	07/22/2016	---	6,924.87	0.00	0.00	2,950.39	9,875.27	9,875.27
STLUCIE-Equities Sawgrass	30231G102	EXXON MOBIL ORD	NA	NA	NA	65.00	07/22/2016	---	6,144.37	0.00	0.00	(2,044.17)	4,100.20	4,100.20
STLUCIE-Equities Sawgrass	31620R303	FIDELITY NATIONAL FINANCIAL ORD	NA	NA	NA	420.00	07/22/2016	---	11,195.25	0.00	0.00	7,057.95	18,253.20	18,253.20
STLUCIE-Equities Sawgrass	438516106	HONEYWELL INTERNATIONAL ORD	NA	NA	NA	75.00	07/22/2016	---	8,524.56	0.00	0.00	7,926.69	16,451.25	16,451.25
STLUCIE-Equities Sawgrass	00206R102	AT&T ORD	NA	NA	NA	800.00	12/08/2016	---	31,088.00	0.00	0.00	(8,064.00)	23,024.00	23,024.00
STLUCIE-Equities Sawgrass	06050104	BANK OF AMERICA ORD	NA	NA	NA	1,575.00	12/08/2016	---	34,476.75	0.00	0.00	30,460.50	64,937.25	64,937.25
STLUCIE-Equities Sawgrass	084670702	BERKSHIRE HATHAWAY CL B ORD	NA	NA	NA	200.00	12/08/2016	---	31,988.00	0.00	0.00	23,596.00	55,584.00	55,584.00
STLUCIE-Equities Sawgrass	09247X101	BLACKROCK ORD	NA	NA	NA	62.00	12/08/2016	---	23,308.17	0.00	0.00	30,939.97	54,248.14	54,248.14
STLUCIE-Equities Sawgrass	12504L109	CBRE GROUP CL A ORD	NA	NA	NA	550.00	12/08/2016	---	16,807.89	0.00	0.00	30,343.61	47,151.50	47,151.50
STLUCIE-Equities Sawgrass	14448C104	CARRIER GLOBAL ORD	NA	NA	NA	175.00	12/08/2016	---	3,146.74	21.00	0.00	5,358.26	8,505.00	8,505.00
STLUCIE-Equities Sawgrass	166764100	CHEVRON ORD	NA	NA	NA	200.00	12/08/2016	---	22,742.00	0.00	0.00	(1,794.00)	20,948.00	20,948.00
STLUCIE-Equities Sawgrass	22052L104	CORTEVA ORD	NA	NA	NA	150.00	12/08/2016	---	4,996.92	0.00	0.00	1,655.58	6,652.50	6,652.50
STLUCIE-Equities Sawgrass	30231G102	EXXON MOBIL ORD	NA	NA	NA	300.00	12/08/2016	---	26,266.50	0.00	0.00	(7,342.50)	18,924.00	18,924.00
STLUCIE-Equities Sawgrass	31620R303	FIDELITY NATIONAL FINANCIAL ORD	NA	NA	NA	425.00	12/08/2016	---	9,765.10	0.00	0.00	8,705.40	18,470.50	18,470.50
STLUCIE-Equities Sawgrass	438516106	HONEYWELL INTERNATIONAL ORD	NA	NA	NA	150.00	12/08/2016	---	16,279.46	0.00	0.00	16,623.04	32,902.50	32,902.50
STLUCIE-Equities Sawgrass	458140100	INTEL ORD	NA	NA	NA	502.00	12/08/2016	---	17,278.84	0.00	0.00	10,903.44	28,182.28	28,182.28
STLUCIE-Equities Sawgrass	46625H100	JPMORGAN CHASE ORD	NA	NA	NA	377.00	12/08/2016	---	31,238.78	0.00	0.00	27,279.80	58,638.58	58,638.58
STLUCIE-Equities Sawgrass	56585A102	MARATHON PETROLEUM ORD	NA	NA	NA	186.60	12/08/2016	---	8,678.12	0.00	0.00	2,596.15	11,274.28	11,274.28
STLUCIE-Equities Sawgrass	742718109	PROCTER & GAMBLE ORD	NA	NA	NA	41.00	12/08/2016	---	3,392.45	0.00	0.00	2,139.68	5,532.13	5,532.13
STLUCIE-Equities Sawgrass	806857108	SCHLUMBERGER ORD	NA	NA	NA	80.00	12/08/2016	---	6,779.20	10.00	0.00	(4,218.40)	2,560.80	2,560.80
STLUCIE-Equities Sawgrass	91324P102	UNITEDHEALTH GRP ORD	NA	NA	NA	90.00	12/08/2016	---	14,140.35	0.00	0.00	21,899.25	36,039.60	36,039.60
STLUCIE-Equities Sawgrass	00206R102	AT&T ORD	NA	NA	NA	450.00	12/09/2016	---	17,545.50	0.00	0.00	(4,594.50)	12,951.00	12,951.00
STLUCIE-Equities Sawgrass	06050104	BANK OF AMERICA ORD	NA	NA	NA	925.00	12/09/2016	---	20,257.32	0.00	0.00	17,880.43	38,137.75	38,137.75
STLUCIE-Equities Sawgrass	084670702	BERKSHIRE HATHAWAY CL B ORD	NA	NA	NA	100.00	12/09/2016	---	16,029.00	0.00	0.00	11,763.00	27,792.00	27,792.00
STLUCIE-Equities Sawgrass	09247X101	BLACKROCK ORD	NA	NA	NA	50.00	12/09/2016	---	18,624.48	0.00	0.00	25,124.02	43,748.50	43,748.50
STLUCIE-Equities Sawgrass	12504L109	CBRE GROUP CL A ORD	NA	NA	NA	300.00	12/09/2016	---	1,790.81	12.00	0.00	16,512.00	25,719.00	25,719.00
STLUCIE-Equities Sawgrass	14448C104	CARRIER GLOBAL ORD	NA	NA	NA	100.00	12/09/2016	---	1,900.81	0.00	0.00	3,069.19	4,860.00	4,860.00
STLUCIE-Equities Sawgrass	166764100	CHEVRON ORD	NA	NA	NA	100.00	12/09/2016	---	11,247.00	0.00	0.00	(773.00)	10,474.00	10,474.00
STLUCIE-Equities Sawgrass	22052L104	CORTEVA ORD	NA	NA	NA	83.33	12/09/2016	---	2,751.81	0.00	0.00	944.03	3,695.83	3,695.83
STLUCIE-Equities Sawgrass	30231G102	EXXON MOBIL ORD	NA	NA	NA	175.00	12/09/2016	---	15,206.50	0.00	0.00	(4,167.50)	11,039.00	11,039.00
STLUCIE-Equities Sawgrass	31620R303	FIDELITY NATIONAL FINANCIAL ORD	NA	NA	NA	250.00	12/09/2016	---	5,792.93	0.00	0.00	5,072.07	10,865.00	10,865.00
STLUCIE-Equities Sawgrass	438516106	HONEYWELL INTERNATIONAL ORD	NA	NA	NA	75.00	12/09/2016	---	8,133.03	0.00	0.00	8,318.22	16,451.25	16,451.25
STLUCIE-Equities Sawgrass	458140100	INTEL ORD	NA	NA	NA	300.00	12/09/2016	---	10,350.00	0.00	0.00	6,492.00	16,842.00	16,842.00
STLUCIE-Equities Sawgrass	46625H100	JPMORGAN CHASE ORD	NA	NA	NA	250.00	12/09/2016	---	20,718.75	0.00	0.00	18,166.25	38,885.00	38,885.00
STLUCIE-Equities Sawgrass	56585A102	MARATHON PETROLEUM ORD	NA	NA	NA	233.75	12/09/2016	---	11,121.25	0.00	0.00	3,001.93	14,123.18	14,123.18
STLUCIE-Equities Sawgrass	742718109	PROCTER & GAMBLE ORD	NA	NA	NA	175.00	12/09/2016	---	14,533.51	0.00	0.00	9,079.24	23,612.75	23,612.75
STLUCIE-Equities Sawgrass	806857108	SCHLUMBERGER ORD	NA	NA	NA	125.00	12/09/2016	---	10,518.75	15.63	0.00	(6,517.50)	4,001.25	4,001.25
STLUCIE-Equities Sawgrass	91324P102	UNITEDHEALTH GRP ORD	NA	NA	NA	75.00	12/09/2016	---	11,738.21	0.00	0.00	18,294.79	30,033.00	30,033.00
STLUCIE-Equities Sawgrass	12504L109	CBRE GROUP CL A ORD	NA	NA	NA	525.00	12/12/2016	---	16,753.70	0.00	0.00	28,254.55	45,008.25	45,008.25
STLUCIE-Equities Sawgrass	126650100	CVS HEALTH ORD	NA	NA	NA	135.00	01/09/2017	---	10,830.01	0.00	0.00	434.39	11,264.40	11,264.40
STLUCIE-Equities Sawgrass	717081103	PFIZER ORD	NA	NA	NA	800.00	01/09/2017	---	25,109.12	0.00	0.00	6,218.88	31,328.00	31,328.00
STLUCIE-Equities Sawgrass	907818108	UNION PACIFIC ORD	NA	NA	NA	241.00	01/09/2017	---	24,738.77	0.00	0.00	28,264.36	53,003.13	53,003.13
STLUCIE-Equities Sawgrass	478160104	JOHNSON & JOHNSON ORD	NA	NA	NA	295.00	02/23/2017	---	34,935.40	0.00	0.00	13,662.90	48,598.30	48,598.30
STLUCIE-Equities Sawgrass	020002101	ALLSTATE ORD	NA	NA	NA	799.00	05/05/2017	---	65,236.67	647.19	0.00	38,984.89	104,221.56	104,221.56
STLUCIE-Equities Sawgrass	74144T108	T ROWE PRICE GROUP ORD	NA	NA	NA	705.00	05/05/2017	---	50,182.75	2,115.00	0.00	89,386.10	139,568.85	139,568.85
STLUCIE-Equities Sawgrass	478160104	JOHNSON & JOHNSON ORD	NA	NA	NA	60.00	06/19/2017	---	7,981.46	0.00	0.00	9,884.40	19,864.80	19,864.80
STLUCIE-Equities Sawgrass	69351T106	PPL ORD	NA	NA	NA	145.00	09/22/2017	---	5,678.19	60.18	0.00	(1,622.54)	4,055.65	4,055.65
STLUCIE-Equities Sawgrass	69351T106	PPL ORD	NA	NA	NA	1,200.00	11/27/2017	---	43,268.64	498.00	0.00	(9,704.64)	33,564.00	33,564.00

ST. LUCIE COUNTY BOARD OF COUNTY COMMISSIONERS  
 INVESTMENT PORTFOLIO  
 AS OF June 30, 2021

Account	Identifier	Description	S&P Rating	Fitch Rating	Moody's Rating	Current Units	Settle Date	Final Maturity	Book Value	Interest Due	Accrued Balance	Net Unrealized Gain/Loss	Market Value	Market Value + Accrued
STLUCIE-Equities Sawgrass	126650100	CVS-HEALTH ORD	NA	NA	NA	325.00	01/05/2018	---	23,905.86	0.00	0.00	3,212.14	27,118.00	27,118.00
STLUCIE-Equities Sawgrass	30231G102	EXXON MOBIL ORD	NA	NA	NA	200.00	01/05/2018	---	17,308.26	0.00	0.00	(4,692.26)	12,616.00	12,616.00
STLUCIE-Equities Sawgrass	56585A102	MARATHON PETROLEUM ORD	NA	NA	NA	407.65	01/05/2018	---	25,461.43	0.00	0.00	(831.13)	24,630.31	24,630.31
STLUCIE-Equities Sawgrass	717081103	PFIZER ORD	NA	NA	NA	825.00	01/05/2018	---	28,675.64	0.00	0.00	3,631.36	32,307.00	32,307.00
STLUCIE-Equities Sawgrass	478160104	JOHNSON & JOHNSON ORD	NA	NA	NA	70.00	02/28/2018	---	9,255.75	0.00	0.00	2,276.05	11,531.80	11,531.80
STLUCIE-Equities Sawgrass	020002101	ALLSTATE ORD	NA	NA	NA	86.00	06/04/2018	---	8,071.96	69.66	0.00	3,145.88	11,217.84	11,217.84
STLUCIE-Equities Sawgrass	438516106	HONEYWELL INTERNATIONAL ORD	NA	NA	NA	65.00	06/04/2018	---	9,242.37	0.00	0.00	5,015.38	14,257.75	14,257.75
STLUCIE-Equities Sawgrass	46625H100	JPMORGAN CHASE ORD	NA	NA	NA	95.00	06/04/2018	---	10,224.85	0.00	0.00	4,551.45	14,776.30	14,776.30
STLUCIE-Equities Sawgrass	478160104	JOHNSON & JOHNSON ORD	NA	NA	NA	76.00	06/04/2018	---	9,155.72	0.00	0.00	3,364.52	12,520.24	12,520.24
STLUCIE-Equities Sawgrass	03073E105	AMERISOURCEBERGEN ORD	NA	NA	NA	299.00	06/08/2018	---	25,999.40	0.00	0.00	8,233.11	34,232.51	34,232.51
STLUCIE-Equities Sawgrass	363576109	ARTHUR J GALLAGHER ORD	NA	NA	NA	65.00	06/08/2018	---	4,332.74	0.00	0.00	4,772.46	9,105.20	9,105.20
STLUCIE-Equities Sawgrass	166764100	CHEVRON ORD	NA	NA	NA	100.00	06/11/2018	---	12,697.00	0.00	0.00	(2,223.00)	10,474.00	10,474.00
STLUCIE-Equities Sawgrass	30231G102	EXXON MOBIL ORD	NA	NA	NA	125.00	06/11/2018	---	10,368.84	0.00	0.00	(2,483.84)	7,885.00	7,885.00
STLUCIE-Equities Sawgrass	806857108	SCHLUMBERGER ORD	NA	NA	NA	400.00	06/11/2018	---	27,826.92	50.00	0.00	(15,022.92)	12,804.00	12,804.00
STLUCIE-Equities Sawgrass	91324P102	UNITEDHEALTH GRP ORD	NA	NA	NA	30.00	06/29/2018	---	7,472.22	0.00	0.00	4,540.98	12,013.20	12,013.20
STLUCIE-Equities Sawgrass	228368106	CROWN HOLDINGS ORD	NA	NA	NA	1,072.00	07/11/2018	---	49,159.24	0.00	0.00	60,409.88	109,569.12	109,569.12
STLUCIE-Equities Sawgrass	369550108	GENERAL DYNAMICS ORD	NA	NA	NA	230.00	07/12/2018	---	44,250.60	0.00	0.00	(950.80)	43,299.80	43,299.80
STLUCIE-Equities Sawgrass	03073E105	AMERISOURCEBERGEN ORD	NA	NA	NA	250.00	07/19/2018	---	21,790.68	0.00	0.00	6,831.82	28,622.50	28,622.50
STLUCIE-Equities Sawgrass	69351T106	PPL ORD	NA	NA	NA	500.00	07/19/2018	---	14,302.55	207.50	0.00	(317.55)	13,985.00	13,985.00
STLUCIE-Equities Sawgrass	91324P102	UNITEDHEALTH GRP ORD	NA	NA	NA	20.00	07/19/2018	---	5,009.80	0.00	0.00	2,999.00	8,008.80	8,008.80
STLUCIE-Equities Sawgrass	742718109	PROCTER & GAMBLE ORD	NA	NA	NA	300.00	07/25/2018	---	23,633.55	0.00	0.00	16,845.45	40,479.00	40,479.00
STLUCIE-Equities Sawgrass	907818108	UNION PACIFIC ORD	NA	NA	NA	50.00	08/07/2018	---	7,496.00	0.00	0.00	3,500.50	10,996.50	10,996.50
STLUCIE-Equities Sawgrass	907818108	UNION PACIFIC ORD	NA	NA	NA	10.00	08/22/2018	---	1,509.60	0.00	0.00	689.70	2,199.30	2,199.30
STLUCIE-Equities Sawgrass	907818108	UNION PACIFIC ORD	NA	NA	NA	14.00	08/30/2018	---	2,122.54	0.00	0.00	956.48	3,079.02	3,079.02
STLUCIE-Equities Sawgrass	30231G102	EXXON MOBIL ORD	NA	NA	NA	80.00	10/12/2018	---	6,791.12	0.00	0.00	(1,744.72)	5,046.40	5,046.40
STLUCIE-Equities Sawgrass	69351T106	PPL ORD	NA	NA	NA	550.00	10/19/2018	---	17,070.68	228.25	0.00	(1,687.18)	15,383.50	15,383.50
STLUCIE-Equities Sawgrass	084670702	BERKSHIRE HATHAWAY CL B ORD	NA	NA	NA	30.00	10/29/2018	---	6,100.80	0.00	0.00	2,236.80	8,337.60	8,337.60
STLUCIE-Equities Sawgrass	254687106	WALT DISNEY ORD	NA	NA	NA	26.00	10/29/2018	---	2,979.08	0.00	0.00	1,590.94	4,570.02	4,570.02
STLUCIE-Equities Sawgrass	30231G102	EXXON MOBIL ORD	NA	NA	NA	50.00	10/29/2018	---	3,952.50	0.00	0.00	(798.50)	3,154.00	3,154.00
STLUCIE-Equities Sawgrass	363576109	ARTHUR J GALLAGHER ORD	NA	NA	NA	50.00	10/29/2018	---	3,672.00	0.00	0.00	7,004.00	7,004.00	7,004.00
STLUCIE-Equities Sawgrass	363576109	ARTHUR J GALLAGHER ORD	NA	NA	NA	60.00	11/28/2018	---	4,613.40	0.00	0.00	3,791.40	8,404.80	8,404.80
STLUCIE-Equities Sawgrass	92343V104	VERIZON COMMUNICATIONS ORD	NA	NA	NA	219.00	12/12/2018	---	12,778.94	0.00	0.00	(598.37)	12,270.57	12,270.57
STLUCIE-Equities Sawgrass	92343V104	VERIZON COMMUNICATIONS ORD	NA	NA	NA	540.00	12/17/2018	---	30,847.50	0.00	0.00	(301.30)	30,256.20	30,256.20
STLUCIE-Equities Sawgrass	629183103	EATON ORD	NA	NA	NA	255.00	01/14/2019	---	17,876.98	0.00	0.00	19,908.92	37,785.90	37,785.90
STLUCIE-Equities Sawgrass	87612E106	TARGET ORD	NA	NA	NA	473.00	01/23/2019	---	33,372.80	0.00	0.00	80,970.22	114,343.02	114,343.02
STLUCIE-Equities Sawgrass	902494103	TYSON FOODS CL A ORD	NA	NA	NA	945.00	01/25/2019	---	57,257.55	0.00	0.00	12,445.65	69,703.20	69,703.20
STLUCIE-Equities Sawgrass	00287Y109	ABBVIE ORD	NA	NA	NA	529.00	02/04/2019	---	42,700.78	0.00	0.00	16,885.78	59,586.56	59,586.56
STLUCIE-Equities Sawgrass	031162100	AMGEN ORD	NA	NA	NA	207.00	02/04/2019	---	38,703.53	0.00	0.00	11,752.72	50,456.25	50,456.25
STLUCIE-Equities Sawgrass	254687106	WALT DISNEY ORD	NA	NA	NA	420.00	03/29/2019	---	46,324.95	0.00	0.00	27,498.45	73,823.40	73,823.40
STLUCIE-Equities Sawgrass	363576109	ARTHUR J GALLAGHER ORD	NA	NA	NA	300.00	04/17/2019	---	24,198.69	0.00	0.00	17,825.31	42,024.00	42,024.00
STLUCIE-Equities Sawgrass	806857108	SCHLUMBERGER ORD	NA	NA	NA	175.00	04/17/2019	---	8,158.24	21.88	0.00	(2,556.49)	5,601.75	5,601.75
STLUCIE-Equities Sawgrass	91324P102	UNITEDHEALTH GRP ORD	NA	NA	NA	50.00	04/17/2019	---	11,371.50	0.00	0.00	8,650.50	20,022.00	20,022.00
STLUCIE-Equities Sawgrass	629183103	EATON ORD	NA	NA	NA	125.00	04/17/2019	---	10,449.35	0.00	0.00	8,073.15	18,522.50	18,522.50
STLUCIE-Equities Sawgrass	126650100	CVS HEALTH ORD	NA	NA	NA	225.00	04/18/2019	---	12,094.25	0.00	0.00	6,679.75	18,774.00	18,774.00
STLUCIE-Equities Sawgrass	02060R102	JOHNSON & JOHNSON ORD	NA	NA	NA	47.00	04/22/2019	---	6,535.82	0.00	0.00	1,206.96	7,742.78	7,742.78
STLUCIE-Equities Sawgrass	478160104	ABBVIE ORD	NA	NA	NA	1,060.00	05/02/2019	---	84,324.06	0.00	0.00	35,074.34	119,398.40	119,398.40
STLUCIE-Equities Sawgrass	759916109	REPLIGEN ORD	NA	NA	NA	15.00	07/01/2019	---	1,249.80	0.00	0.00	1,744.50	2,994.30	2,994.30
STLUCIE-Equities Sawgrass	02060R102	AT&T ORD	NA	NA	NA	25.00	07/19/2019	---	837.75	0.00	0.00	(118.25)	719.50	719.50
STLUCIE-Equities Sawgrass	084670702	BERKSHIRE HATHAWAY CL B ORD	NA	NA	NA	50.00	07/19/2019	---	10,461.00	0.00	0.00	3,435.00	13,896.00	13,896.00
STLUCIE-Equities Sawgrass	126650100	CVS HEALTH ORD	NA	NA	NA	475.00	07/19/2019	---	26,829.85	0.00	0.00	12,804.15	39,634.00	39,634.00
STLUCIE-Equities Sawgrass	31620R303	FIDELITY NATIONAL FINANCIAL ORD	NA	NA	NA	25.00	07/19/2019	---	1,068.00	0.00	0.00	18.50	1,086.50	1,086.50
STLUCIE-Equities Sawgrass	458140100	INTEL ORD	NA	NA	NA	25.00	07/19/2019	---	2,471.00	0.00	0.00	336.00	2,807.00	2,807.00
STLUCIE-Equities Sawgrass	56585A102	MARATHON PETROLEUM ORD	NA	NA	NA	50.00	07/19/2019	---	1,370.75	0.00	0.00	139.75	1,510.50	1,510.50
STLUCIE-Equities Sawgrass	69351T106	PPL ORD	NA	NA	NA	75.00	07/19/2019	---	2,289.00	31.13	0.00	(191.25)	2,097.75	2,097.75
STLUCIE-Equities Sawgrass	806857108	SCHLUMBERGER ORD	NA	NA	NA	175.00	07/19/2019	---	6,853.00	21.88	0.00	(1,251.25)	5,601.75	5,601.75
STLUCIE-Equities Sawgrass	87612E106	TARGET ORD	NA	NA	NA	25.00	07/19/2019	---	2,196.25	0.00	0.00	3,847.25	6,043.50	6,043.50
STLUCIE-Equities Sawgrass	902494103	TYSON FOODS CL A ORD	NA	NA	NA	25.00	07/19/2019	---	1,977.75	0.00	0.00	(133.75)	1,844.00	1,844.00
STLUCIE-Equities Sawgrass	91324P102	UNITEDHEALTH GRP ORD	NA	NA	NA	25.00	07/19/2019	---	6,674.25	0.00	0.00	3,336.75	10,011.00	10,011.00
STLUCIE-Equities Sawgrass	92343V104	VERIZON COMMUNICATIONS ORD	NA	NA	NA	25.00	07/19/2019	---	1,432.50	0.00	0.00	(31.75)	1,400.75	1,400.75
STLUCIE-Equities Sawgrass	629183103	EATON ORD	NA	NA	NA	275.00	07/19/2019	---	22,142.67	0.00	0.00	18,606.83	40,749.50	40,749.50
STLUCIE-Equities Sawgrass	562750109	MANHATTAN ASSOCIATES ORD	NA	NA	NA	15.00	07/25/2019	---	1,086.68	0.00	0.00	1,085.92	2,172.60	2,172.60
STLUCIE-Equities Sawgrass	562750109	MANHATTAN ASSOCIATES ORD	NA	NA	NA	30.00	07/25/2019	---	2,602.35	0.00	0.00	1,742.85	4,345.20	4,345.20
STLUCIE-Equities Sawgrass	759916109	REPLIGEN ORD	NA	NA	NA	15.00	08/01/2019	---	1,415.51	0.00	0.00	1,578.79	2,994.30	2,994.30
STLUCIE-Equities Sawgrass	71375U101	PERFICIENT ORD	NA	NA	NA	95.00	08/07/2019	---	3,346.61	0.00	0.00	4,293.30	7,639.90	7,639.90

ST. LUCIE COUNTY BOARD OF COUNTY COMMISSIONERS  
 INVESTMENT PORTFOLIO  
 AS OF June 30, 2021

Account	Identifier	Description	S&P Rating	Fitch Rating	Moody's Rating	Current Units	Settle Date	Final Maturity	Book Value	Interest Due	Accrued Balance	Net Unrealized Gain/Loss	Market Value	Market Value + Accrued
STLUCIE-Equities Sawgrass	50187A107	LHC GROUP ORD	NA	NA	NA	17.00	08/12/2019	---	2,147.27	0.00	0.00	1,257.15	3,404.42	3,404.42
STLUCIE-Equities Sawgrass	031162100	AMGEN ORD	NA	NA	NA	480.00	09/04/2019	---	99,661.63	0.00	0.00	17,338.37	117,000.00	117,000.00
STLUCIE-Equities Sawgrass	92343V104	VERIZON COMMUNICATIONS ORD	NA	NA	NA	290.00	09/04/2019	---	16,877.25	0.00	0.00	(628.55)	16,248.70	16,248.70
STLUCIE-Equities Sawgrass	00206R102	AT&T ORD	NA	NA	NA	123.00	09/13/2019	---	4,698.60	0.00	0.00	(1,158.66)	3,539.94	3,539.94
STLUCIE-Equities Sawgrass	03073E105	AMERISOURCEBERGEN ORD	NA	NA	NA	81.00	09/13/2019	---	7,128.00	0.00	0.00	2,145.69	9,273.69	9,273.69
STLUCIE-Equities Sawgrass	458140100	INTEL ORD	NA	NA	NA	125.00	09/13/2019	---	6,560.00	0.00	0.00	457.50	7,017.50	7,017.50
STLUCIE-Equities Sawgrass	92343V104	VERIZON COMMUNICATIONS ORD	NA	NA	NA	46.00	09/13/2019	---	2,758.16	0.00	0.00	(180.78)	2,577.38	2,577.38
STLUCIE-Equities Sawgrass	00206R102	AT&T ORD	NA	NA	NA	600.00	09/16/2019	---	22,944.00	0.00	0.00	(5,676.00)	17,268.00	17,268.00
STLUCIE-Equities Sawgrass	00287Y109	ABBVIE ORD	NA	NA	NA	120.00	09/26/2019	---	8,745.86	0.00	0.00	4,770.94	13,516.80	13,516.80
STLUCIE-Equities Sawgrass	031162100	AMGEN ORD	NA	NA	NA	90.00	09/26/2019	---	11,844.25	0.00	0.00	2,780.75	14,625.00	14,625.00
STLUCIE-Equities Sawgrass	254687106	WALT DISNEY ORD	NA	NA	NA	11,909.01	09/26/2019	---	11,909.01	0.00	0.00	3,910.29	15,819.30	15,819.30
STLUCIE-Equities Sawgrass	177376100	CITRIX SYSTEMS ORD	NA	NA	NA	528.00	10/30/2019	---	56,141.92	0.00	0.00	5,776.64	61,918.56	61,918.56
STLUCIE-Equities Sawgrass	278665100	ECOLAB ORD	NA	NA	NA	48.00	11/01/2019	---	9,343.55	23.04	0.00	543.01	9,886.56	9,886.56
STLUCIE-Equities Sawgrass	260557103	DOW ORD	NA	NA	NA	799.00	11/02/2019	---	44,182.84	0.00	0.00	6,377.67	50,560.51	50,560.51
STLUCIE-Equities Sawgrass	20030N101	COMCAST CL A ORD	NA	NA	NA	1,475.00	11/18/2019	---	67,132.27	0.00	0.00	16,972.23	84,104.50	84,104.50
STLUCIE-Equities Sawgrass	09971T101	AKAMAI TECHNOLOGIES ORD	NA	NA	NA	613.00	11/26/2019	---	53,812.70	0.00	0.00	17,663.10	71,475.80	71,475.80
STLUCIE-Equities Sawgrass	87612E106	TARGET ORD	NA	NA	NA	49.00	12/23/2019	---	6,315.61	0.00	0.00	5,529.65	11,845.26	11,845.26
STLUCIE-Equities Sawgrass	770323103	ROBERT HALF ORD	NA	NA	NA	1,024.00	02/03/2020	---	61,848.37	0.00	0.00	29,256.91	91,105.28	91,105.28
STLUCIE-Equities Sawgrass	640491106	NEOGEN ORD	NA	NA	NA	90.00	02/04/2020	---	3,035.95	0.00	0.00	1,107.65	4,143.60	4,143.60
STLUCIE-Equities Sawgrass	49714P108	KINSALE CAPITAL GROUP ORD	NA	NA	NA	17.00	02/12/2020	---	2,075.72	0.00	0.00	725.37	2,801.09	2,801.09
STLUCIE-Equities Sawgrass	156782104	CERNER ORD	NA	NA	NA	815.00	02/19/2020	---	62,611.07	179.30	0.00	1,089.33	63,700.40	63,700.40
STLUCIE-Equities Sawgrass	006739106	ADDUS HOMECARE ORD	NA	NA	NA	6.00	02/28/2020	---	563.34	0.00	0.00	(39.90)	523.44	523.44
STLUCIE-Equities Sawgrass	01973R101	ALLISON TRANSMISSION HOLDINGS ORD	NA	NA	NA	30.00	02/28/2020	---	1,262.55	0.00	0.00	(70.35)	1,192.20	1,192.20
STLUCIE-Equities Sawgrass	042735100	ARROW ELECTRONICS ORD	NA	NA	NA	24.00	02/28/2020	---	1,719.04	0.00	0.00	1,012.88	2,731.92	2,731.92
STLUCIE-Equities Sawgrass	04316A108	ARTISAN PARTNERS ASSET MGMT CL A ORD	NA	NA	NA	41.00	02/28/2020	---	1,275.72	0.00	0.00	807.91	2,083.62	2,083.62
STLUCIE-Equities Sawgrass	05352A100	AVANTOR ORD	NA	NA	NA	65.00	02/28/2020	---	1,067.63	0.00	0.00	1,240.52	2,308.15	2,308.15
STLUCIE-Equities Sawgrass	053807103	AVNET ORD	NA	NA	NA	64.00	02/28/2020	---	2,086.72	0.00	0.00	478.40	2,565.12	2,565.12
STLUCIE-Equities Sawgrass	09215C105	BLACK KNIGHT ORD	NA	NA	NA	25.00	02/28/2020	---	1,768.75	0.00	0.00	180.75	1,949.50	1,949.50
STLUCIE-Equities Sawgrass	097939400	BONAZZA CREEK ENERGY ORD	NA	NA	NA	59.00	02/28/2020	---	946.69	0.00	0.00	1,830.44	2,777.13	2,777.13
STLUCIE-Equities Sawgrass	099502106	BOOZ ALLEN HAMILTON HOLDING CL A ORD	NA	NA	NA	6.00	02/28/2020	---	429.63	0.00	0.00	81.45	511.08	511.08
STLUCIE-Equities Sawgrass	124895102	CBIZ ORD	NA	NA	NA	39.00	02/28/2020	---	1,032.33	0.00	0.00	245.70	1,278.03	1,278.03
STLUCIE-Equities Sawgrass	19247A100	COHEN & STEERS ORD	NA	NA	NA	19.00	02/28/2020	---	1,373.89	0.00	0.00	185.82	1,559.71	1,559.71
STLUCIE-Equities Sawgrass	221006109	CORVEL ORD	NA	NA	NA	22.00	02/28/2020	---	1,638.03	0.00	0.00	131.67	1,769.70	1,769.70
STLUCIE-Equities Sawgrass	224633206	CRAWFORD CL A ORD	NA	NA	NA	144.00	02/28/2020	---	1,140.48	0.00	0.00	165.60	1,306.08	1,306.08
STLUCIE-Equities Sawgrass	257701201	DONEGAL GROUP CL A ORD	NA	NA	NA	66.00	02/28/2020	---	979.39	0.00	0.00	(17.77)	961.62	961.62
STLUCIE-Equities Sawgrass	29261A100	ENCOMPASS HEALTH ORD	NA	NA	NA	19.00	02/28/2020	---	1,472.31	5.32	0.00	10.26	1,482.57	1,482.57
STLUCIE-Equities Sawgrass	29977A105	EVERCORE CL A ORD	NA	NA	NA	19.00	02/28/2020	---	1,351.45	0.00	0.00	1,323.18	2,674.63	2,674.63
STLUCIE-Equities Sawgrass	33767D105	FIRSTCASH ORD	NA	NA	NA	24.00	02/28/2020	---	1,985.64	0.00	0.00	(151.08)	1,834.56	1,834.56
STLUCIE-Equities Sawgrass	343498101	FLOWERS FOODS ORD	NA	NA	NA	56.00	02/28/2020	---	1,250.76	0.00	0.00	104.44	1,355.20	1,355.20
STLUCIE-Equities Sawgrass	371901109	GENTEX ORD	NA	NA	NA	52.00	02/28/2020	---	1,463.02	0.00	0.00	257.66	1,720.68	1,720.68
STLUCIE-Equities Sawgrass	388689101	GRAPHIC PACKAGING HOLDING ORD	NA	NA	NA	90.00	02/28/2020	---	1,237.24	6.75	0.00	395.36	1,632.60	1,632.60
STLUCIE-Equities Sawgrass	410867105	HANOVER INSURANCE GROUP ORD	NA	NA	NA	17.00	02/28/2020	---	1,574.37	0.00	0.00	53.31	1,627.68	1,627.68
STLUCIE-Equities Sawgrass	431475102	HILL ROM HOLDINGS ORD	NA	NA	NA	16.00	02/28/2020	---	1,627.36	0.00	0.00	190.08	1,817.44	1,817.44
STLUCIE-Equities Sawgrass	460690100	INTERPUBLIC GROUP OF COMPANIES ORD	NA	NA	NA	55.00	02/28/2020	---	1,270.78	0.00	0.00	516.17	1,786.95	1,786.95
STLUCIE-Equities Sawgrass	466313103	JABIL ORD	NA	NA	NA	44.00	02/28/2020	---	1,532.05	0.00	0.00	1,025.23	2,557.28	2,557.28
STLUCIE-Equities Sawgrass	48020Q107	JONES LANG LASALLE ORD	NA	NA	NA	17.00	02/28/2020	---	2,459.36	0.00	0.00	863.46	3,322.82	3,322.82
STLUCIE-Equities Sawgrass	50187A107	LHC GROUP ORD	NA	NA	NA	12.00	02/28/2020	---	1,799.83	0.00	0.00	603.29	2,403.12	2,403.12
STLUCIE-Equities Sawgrass	50212V100	LPL FINANCIAL HOLDINGS ORD	NA	NA	NA	7.00	02/28/2020	---	587.92	0.00	0.00	356.94	944.86	944.86
STLUCIE-Equities Sawgrass	559097207	MAGELLAN HEALTH ORD	NA	NA	NA	24.00	02/28/2020	---	1,602.43	0.00	0.00	658.37	2,260.80	2,260.80
STLUCIE-Equities Sawgrass	56418H100	MANPOWERGROUP ORD	NA	NA	NA	25.00	02/28/2020	---	1,979.28	0.00	0.00	993.47	2,972.75	2,972.75
STLUCIE-Equities Sawgrass	566324109	MARCUS & MILLICAP INC. ORD	NA	NA	NA	39.00	02/28/2020	---	1,332.07	0.00	0.00	183.86	1,515.93	1,515.93
STLUCIE-Equities Sawgrass	589400100	MERCURY GENERAL ORD	NA	NA	NA	39.00	02/28/2020	---	1,870.22	0.00	0.00	662.83	2,533.05	2,533.05
STLUCIE-Equities Sawgrass	60783X104	MODIVARE ORD	NA	NA	NA	19.00	02/28/2020	---	1,284.61	0.00	0.00	1,946.72	3,231.33	3,231.33
STLUCIE-Equities Sawgrass	60855R100	MOLINA HEALTHCARE ORD	NA	NA	NA	9.00	02/28/2020	---	1,162.13	0.00	0.00	1,115.41	2,277.54	2,277.54
STLUCIE-Equities Sawgrass	635906100	NATIONAL HEALTHCARE ORD	NA	NA	NA	20.00	02/28/2020	---	1,515.00	10.40	0.00	(117.00)	1,398.00	1,398.00
STLUCIE-Equities Sawgrass	653421106	NI HOLDINGS ORD	NA	NA	NA	99.00	02/28/2020	---	1,439.29	0.00	0.00	442.70	1,881.99	1,881.99
STLUCIE-Equities Sawgrass	749397105	RI HCM ORD	NA	NA	NA	22.00	02/28/2020	---	2,89.67	0.00	0.00	199.61	489.28	489.28
STLUCIE-Equities Sawgrass	784117103	SEI INVESTMENTS ORD	NA	NA	NA	26.00	02/28/2020	---	1,649.46	0.00	0.00	(38.24)	1,611.22	1,611.22
STLUCIE-Equities Sawgrass	78648T100	SAFETY INSURANCE GROUP ORD	NA	NA	NA	11.00	02/28/2020	---	990.55	0.00	0.00	(129.47)	861.08	861.08
STLUCIE-Equities Sawgrass	801056102	SANMINA ORD	NA	NA	NA	62.00	02/28/2020	---	1,687.64	0.00	0.00	727.88	2,415.52	2,415.52
STLUCIE-Equities Sawgrass	817665104	SERVICE CORPORATION INTERNATIONAL ORD	NA	NA	NA	23.00	02/28/2020	---	1,168.05	0.00	0.00	64.52	1,232.57	1,232.57
STLUCIE-Equities Sawgrass	833034101	SNAP ON ORD	NA	NA	NA	6.00	02/28/2020	---	897.54	0.00	0.00	443.04	1,340.58	1,340.58
STLUCIE-Equities Sawgrass	858119100	STEEL DYNAMICS ORD	NA	NA	NA	9.00	02/28/2020	---	251.51	2.34	0.00	284.90	536.40	536.40
STLUCIE-Equities Sawgrass	860372101	STEWART INFO SVC ORD	NA	NA	NA	56.00	02/28/2020	---	2,155.31	0.00	0.00	1,019.33	3,174.64	3,174.64

ST. LUCIE COUNTY BOARD OF COUNTY COMMISSIONERS  
INVESTMENT PORTFOLIO  
AS OF June 30, 2021

Account	Identifier	Description	S&P Rating	Fitch Rating	Moody's Rating	Current Units	Settle Date	Final Maturity	Book Value	Interest Due	Accrued Balance	Net Unrealized Gain/Loss	Market Value	Market Value + Accrued
STLUCIE-Equities Sawgrass	861896108	STONEX GROUP ORD	NA	NA	NA	24.00	02/28/2020	---	1,087.50	0.00	0.00	368.58	1,456.08	1,456.08
STLUCIE-Equities Sawgrass	87105L104	SWITCH CL A ORD	NA	NA	NA	57.00	02/28/2020	---	965.98	0.00	0.00	237.29	1,203.27	1,203.27
STLUCIE-Equities Sawgrass	927107409	VILLAGE SUPER MARKET CL A ORD	NA	NA	NA	46.00	02/28/2020	---	979.68	0.00	0.00	101.78	1,081.46	1,081.46
STLUCIE-Equities Sawgrass	948849104	WEIS MARKETS ORD	NA	NA	NA	39.00	02/28/2020	---	1,400.91	0.00	0.00	613.83	2,014.74	2,014.74
STLUCIE-Equities Sawgrass	981475106	WORLD FUEL SERVICES ORD	NA	NA	NA	34.00	02/28/2020	---	1,055.20	4.08	0.00	23.12	1,078.32	1,078.32
STLUCIE-Equities Sawgrass	989861108	ZYNQA CL A ORD	NA	NA	NA	139.00	02/28/2020	---	964.23	0.00	0.00	513.34	1,477.57	1,477.57
STLUCIE-Equities Sawgrass	G02602103	AMDOCS ORD	NA	NA	NA	33.00	02/28/2020	---	2,260.50	11.88	0.00	292.38	2,552.88	2,552.88
STLUCIE-Equities Sawgrass	G2717B108	CUSHMAN AND WAKEFIELD ORD	NA	NA	NA	67.00	02/28/2020	---	1,172.00	0.00	0.00	(1.51)	1,170.49	1,170.49
STLUCIE-Equities Sawgrass	G3922B107	GENPACT ORD	NA	NA	NA	27.00	02/28/2020	---	1,133.45	0.00	0.00	93.16	1,226.61	1,226.61
STLUCIE-Equities Sawgrass	G9078F107	TRITON INTERNATIONAL ORD	NA	NA	NA	28.00	03/08/2020	---	938.08	0.00	0.00	482.44	1,465.52	1,465.52
STLUCIE-Equities Sawgrass	45781D101	INOVALON HOLDINGS CL A ORD	NA	NA	NA	27.00	03/12/2020	---	520.80	0.00	0.00	399.36	920.16	920.16
STLUCIE-Equities Sawgrass	83125X103	SLEEP NUMBER ORD	NA	NA	NA	26.00	03/05/2020	---	1,188.43	0.00	0.00	1,670.27	2,858.70	2,858.70
STLUCIE-Equities Sawgrass	156782104	CERNER ORD	NA	NA	NA	470.00	03/10/2020	---	34,027.91	103.40	0.00	2,707.29	36,735.20	36,735.20
STLUCIE-Equities Sawgrass	037833100	APPLE ORD	NA	NA	NA	158.00	03/11/2020	---	10,829.12	0.00	0.00	10,810.56	21,639.68	21,639.68
STLUCIE-Equities Sawgrass	31847R102	FIRST AMERICAN FINANCIAL ORD	NA	NA	NA	37.00	03/12/2020	---	2,210.38	0.00	0.00	96.57	2,306.95	2,306.95
STLUCIE-Equities Sawgrass	703395103	PATTERSON COMPANIES ORD	NA	NA	NA	52.00	03/16/2020	---	1,012.18	0.00	0.00	568.10	1,580.28	1,580.28
STLUCIE-Equities Sawgrass	81619Q105	SELECT MEDICAL HOLDINGS ORD	NA	NA	NA	65.00	03/16/2020	---	1,140.07	0.00	0.00	1,606.83	2,746.90	2,746.90
STLUCIE-Equities Sawgrass	00971T101	AKAMAI TECHNOLOGIES ORD	NA	NA	NA	510.00	03/18/2020	---	41,051.89	0.00	0.00	18,414.11	59,466.00	59,466.00
STLUCIE-Equities Sawgrass	173736100	CITRIX SYSTEMS ORD	NA	NA	NA	390.00	03/18/2020	---	42,544.44	0.00	0.00	3,190.86	45,735.30	45,735.30
STLUCIE-Equities Sawgrass	58506Q109	MEDPACE HOLDINGS ORD	NA	NA	NA	45.00	03/18/2020	---	3,249.87	0.00	0.00	4,698.48	7,948.35	7,948.35
STLUCIE-Equities Sawgrass	17275R102	CISCO SYSTEMS ORD	NA	NA	NA	150.00	03/20/2020	---	5,327.89	0.00	0.00	2,622.11	7,950.00	7,950.00
STLUCIE-Equities Sawgrass	00909Q103	ADT ORD	NA	NA	NA	134.00	03/31/2020	---	608.63	4.69	0.00	837.23	1,445.86	1,445.86
STLUCIE-Equities Sawgrass	01973R101	ALLISON TRANSMISSION HOLDINGS ORD	NA	NA	NA	19.00	03/31/2020	---	617.50	0.00	0.00	137.56	755.06	755.06
STLUCIE-Equities Sawgrass	053807103	AVNET ORD	NA	NA	NA	6.00	03/31/2020	---	147.78	0.00	0.00	92.70	240.48	240.48
STLUCIE-Equities Sawgrass	09215C105	BLACK KNIGHT ORD	NA	NA	NA	2.00	03/31/2020	---	113.20	0.00	0.00	42.76	155.96	155.96
STLUCIE-Equities Sawgrass	095902106	BOOZ ALLEN HAMILTON HOLDING CL A ORD	NA	NA	NA	1.00	03/31/2020	---	68.46	0.00	0.00	16.72	85.18	85.18
STLUCIE-Equities Sawgrass	371901109	GENTEX ORD	NA	NA	NA	10.00	03/31/2020	---	216.37	0.00	0.00	114.53	330.90	330.90
STLUCIE-Equities Sawgrass	421906108	HEALTHCARE SERVICES GROUP ORD	NA	NA	NA	9.00	03/31/2020	---	200.79	0.00	0.00	83.34	284.13	284.13
STLUCIE-Equities Sawgrass	466313103	JABIL ORD	NA	NA	NA	9.00	03/31/2020	---	212.58	0.00	0.00	310.50	523.08	523.08
STLUCIE-Equities Sawgrass	703395103	PATTERSON COMPANIES ORD	NA	NA	NA	11.00	03/31/2020	---	181.53	0.00	0.00	152.76	334.29	334.29
STLUCIE-Equities Sawgrass	74340E103	PROGYNY ORD	NA	NA	NA	27.00	03/31/2020	---	591.98	0.00	0.00	1,001.03	1,593.00	1,593.00
STLUCIE-Equities Sawgrass	83125X103	SLEEP NUMBER ORD	NA	NA	NA	33.00	03/31/2020	---	707.14	0.00	0.00	2,891.21	3,628.35	3,628.35
STLUCIE-Equities Sawgrass	833034101	SNAP ON ORD	NA	NA	NA	2.00	03/31/2020	---	237.02	0.00	0.00	239.84	446.86	446.86
STLUCIE-Equities Sawgrass	896749108	TRIANGLE S MANAGEMENT ORD	NA	NA	NA	53.00	03/31/2020	---	749.46	0.00	0.00	430.85	1,180.31	1,180.31
STLUCIE-Equities Sawgrass	N72482123	QIAGEN ORD	NA	NA	NA	23.00	03/31/2020	---	930.35	0.00	0.00	182.39	1,112.74	1,112.74
STLUCIE-Equities Sawgrass	50187A107	LHC GROUP ORD	NA	NA	NA	20.00	04/03/2020	---	2,633.77	0.00	0.00	1,371.43	4,005.20	4,005.20
STLUCIE-Equities Sawgrass	17275R102	CISCO SYSTEMS ORD	NA	NA	NA	1,490.00	04/08/2020	---	59,647.08	0.00	0.00	19,322.92	78,970.00	78,970.00
STLUCIE-Equities Sawgrass	25746U109	DOMINION ENERGY ORD	NA	NA	NA	300.00	04/16/2020	---	24,475.50	0.00	0.00	(2,404.50)	22,071.00	22,071.00
STLUCIE-Equities Sawgrass	31620R303	FIDELITY NATIONAL FINANCIAL ORD	NA	NA	NA	900.00	04/16/2020	---	25,623.00	0.00	0.00	13,491.00	39,114.00	39,114.00
STLUCIE-Equities Sawgrass	827048109	SILGAN HOLDINGS ORD	NA	NA	NA	75.00	04/17/2020	---	2,426.25	0.00	0.00	686.25	3,112.50	3,112.50
STLUCIE-Equities Sawgrass	023436108	AMEDISYS ORD	NA	NA	NA	1.00	04/20/2020	---	212.68	0.00	0.00	32.25	244.93	244.93
STLUCIE-Equities Sawgrass	852312305	STAAR SURGICAL ORD	NA	NA	NA	60.00	04/20/2020	---	2,149.01	0.00	0.00	7,000.99	9,150.00	9,150.00
STLUCIE-Equities Sawgrass	156782104	CERNER ORD	NA	NA	NA	580.00	04/23/2020	---	39,463.20	127.60	0.00	5,869.60	45,332.80	45,332.80
STLUCIE-Equities Sawgrass	17275R102	CISCO SYSTEMS ORD	NA	NA	NA	930.00	04/23/2020	---	37,999.71	0.00	0.00	11,290.29	49,290.00	49,290.00
STLUCIE-Equities Sawgrass	278865100	ECOLAB ORD	NA	NA	NA	290.00	04/23/2020	---	49,580.26	139.20	0.00	10,151.04	59,731.30	59,731.30
STLUCIE-Equities Sawgrass	037833100	APPLE ORD	NA	NA	NA	20.00	04/30/2020	---	1,406.23	0.00	0.00	1,332.97	2,739.20	2,739.20
STLUCIE-Equities Sawgrass	173736100	CITRIX SYSTEMS ORD	NA	NA	NA	30.00	04/30/2020	---	4,262.10	0.00	0.00	(744.00)	3,518.10	3,518.10
STLUCIE-Equities Sawgrass	303075105	FACTSET RESEARCH SYSTEMS ORD	NA	NA	NA	11.00	05/01/2020	---	3,057.39	0.00	0.00	634.32	3,691.71	3,691.71
STLUCIE-Equities Sawgrass	023436108	AMEDISYS ORD	NA	NA	NA	10.00	05/01/2020	---	1,929.07	0.00	0.00	520.23	2,449.30	2,449.30
STLUCIE-Equities Sawgrass	05550J101	BIS WHOLESALE CLUB HOLD ORD	NA	NA	NA	34.00	05/01/2020	---	888.08	0.00	0.00	729.64	1,617.72	1,617.72
STLUCIE-Equities Sawgrass	410345102	HANESBRANDS ORD	NA	NA	NA	89.00	05/01/2020	---	922.93	0.00	0.00	738.70	1,661.63	1,661.63
STLUCIE-Equities Sawgrass	49714P108	KINSALE CAPITAL GROUP ORD	NA	NA	NA	2,573.31	05/07/2020	---	2,573.31	0.00	0.00	722.09	3,295.40	3,295.40
STLUCIE-Equities Sawgrass	640491106	NEOGEN ORD	NA	NA	NA	70.00	05/07/2020	---	2,195.50	0.00	0.00	1,027.30	3,222.80	3,222.80
STLUCIE-Equities Sawgrass	759916109	REPLIGEN ORD	NA	NA	NA	10.00	05/07/2020	---	1,146.70	0.00	0.00	849.50	1,996.20	1,996.20
STLUCIE-Equities Sawgrass	126349109	CSG SYSTEMS INTERNATIONAL ORD	NA	NA	NA	29.00	05/08/2020	---	1,422.48	0.00	0.00	(54.26)	1,368.22	1,368.22
STLUCIE-Equities Sawgrass	78463M107	SPS COMMERCE ORD	NA	NA	NA	20.00	05/08/2020	---	1,139.37	0.00	0.00	857.63	1,997.00	1,997.00
STLUCIE-Equities Sawgrass	58506Q109	MEDPACE HOLDINGS ORD	NA	NA	NA	20.00	05/19/2020	---	1,666.15	0.00	0.00	1,866.45	3,532.60	3,532.60
STLUCIE-Equities Sawgrass	78463M107	SPS COMMERCE ORD	NA	NA	NA	20.00	05/19/2020	---	1,163.35	0.00	0.00	833.65	1,997.00	1,997.00
STLUCIE-Equities Sawgrass	031162100	AMGEN ORD	NA	NA	NA	220.00	05/21/2020	---	50,421.45	0.00	0.00	3,203.55	53,625.00	53,625.00
STLUCIE-Equities Sawgrass	92343V104	VERIZON COMMUNICATIONS ORD	NA	NA	NA	1,870.00	05/21/2020	---	103,226.24	0.00	0.00	1,549.86	104,776.10	104,776.10
STLUCIE-Equities Sawgrass	031162100	AMGEN ORD	NA	NA	NA	290.00	05/22/2020	---	66,268.05	0.00	0.00	4,419.45	70,687.50	70,687.50
STLUCIE-Equities Sawgrass	22160K105	COSTCO WHOLESALE ORD	NA	NA	NA	152.00	05/22/2020	---	46,316.24	0.00	0.00	13,825.60	60,141.84	60,141.84
STLUCIE-Equities Sawgrass	92343V104	VERIZON COMMUNICATIONS ORD	NA	NA	NA	940.00	05/22/2020	---	51,338.95	0.00	0.00	1,329.25	52,668.20	52,668.20
STLUCIE-Equities Sawgrass	031162100	AMGEN ORD	NA	NA	NA	150.00	05/28/2020	---	33,758.51	0.00	0.00	2,803.99	36,562.50	36,562.50

ST. LUCIE COUNTY BOARD OF COUNTY COMMISSIONERS  
INVESTMENT PORTFOLIO  
AS OF June 30, 2021

Account	Identifier	Description	S&P Rating	Fitch Rating	Moody's Rating	Current Units	Settle Date	Final Maturity	Book Value	Interest Due	Accrued Balance	Net Unrealized Gain/Loss	Market Value	Market Value + Accrued
STLUCIE-Equities Sawgrass	22160K105	COSTCO WHOLESALE ORD	NA	NA	NA	170.00	05/28/2020	---	51,944.25	0.00	0.00	15,319.65	67,263.90	67,263.90
STLUCIE-Equities Sawgrass	314211103	FEDERATED HERMES CL B ORD	NA	NA	NA	46.00	05/29/2020	---	1,116.47	0.00	0.00	443.39	1,559.86	1,559.86
STLUCIE-Equities Sawgrass	45781D101	INOVALON HOLDINGS CL A ORD	NA	NA	NA	70.00	05/29/2020	---	1,317.50	0.00	0.00	1,068.10	2,385.60	2,385.60
STLUCIE-Equities Sawgrass	006739106	ADDUS HOMECARE ORD	NA	NA	NA	10.00	06/01/2020	---	982.61	0.00	0.00	(110.21)	872.40	872.40
STLUCIE-Equities Sawgrass	640491106	NEOGEN ORD	NA	NA	NA	60.00	06/01/2020	---	2,162.33	0.00	0.00	600.07	2,762.40	2,762.40
STLUCIE-Equities Sawgrass	22160K105	COSTCO WHOLESALE ORD	NA	NA	NA	180.00	06/02/2020	---	54,727.81	0.00	0.00	16,492.79	71,220.60	71,220.60
STLUCIE-Equities Sawgrass	589889104	MERIT MEDICAL SYSTEMS ORD	NA	NA	NA	65.00	06/02/2020	---	2,820.03	0.00	0.00	1,382.87	4,202.90	4,202.90
STLUCIE-Equities Sawgrass	92343V104	VERIZON COMMUNICATIONS ORD	NA	NA	NA	1,060.00	06/02/2020	---	58,493.34	0.00	0.00	898.46	59,391.80	59,391.80
STLUCIE-Equities Sawgrass	974250102	WINMARK ORD	NA	NA	NA	1.00	06/02/2020	---	137.48	0.00	0.00	54.60	192.08	192.08
STLUCIE-Equities Sawgrass	00971T101	AKAMAI TECHNOLOGIES ORD	NA	NA	NA	380.00	06/03/2020	---	40,313.14	0.00	0.00	3,994.86	44,308.00	44,308.00
STLUCIE-Equities Sawgrass	17275R102	CISCO SYSTEMS ORD	NA	NA	NA	770.00	06/03/2020	---	35,947.84	0.00	0.00	4,862.16	40,810.00	40,810.00
STLUCIE-Equities Sawgrass	039653100	ARCOSA ORD	NA	NA	NA	25.00	06/05/2020	---	1,029.06	0.00	0.00	439.44	1,468.50	1,468.50
STLUCIE-Equities Sawgrass	441593100	HOULIHAN LOK CL A ORD	NA	NA	NA	13.00	06/05/2020	---	783.97	0.00	0.00	279.31	1,063.27	1,063.27
STLUCIE-Equities Sawgrass	46625H100	JPMORGAN CHASE ORD	NA	NA	NA	48.00	06/05/2020	---	5,006.40	0.00	0.00	2,459.52	7,465.92	7,465.92
STLUCIE-Equities Sawgrass	745867101	PULTEGROUP ORD	NA	NA	NA	9.00	06/08/2020	---	321.71	1.26	0.00	169.42	491.13	491.13
STLUCIE-Equities Sawgrass	031162100	AMGEN ORD	NA	NA	NA	140.00	06/18/2020	---	31,635.23	0.00	0.00	2,489.77	34,125.00	34,125.00
STLUCIE-Equities Sawgrass	22160K105	COSTCO WHOLESALE ORD	NA	NA	NA	100.00	06/18/2020	---	30,058.20	0.00	0.00	9,508.80	39,567.00	39,567.00
STLUCIE-Equities Sawgrass	92343V104	VERIZON COMMUNICATIONS ORD	NA	NA	NA	360.00	06/18/2020	---	31,657.02	0.00	0.00	3,376.80	31,376.80	31,376.80
STLUCIE-Equities Sawgrass	579780206	MCCORMICK ORD	NA	NA	NA	820.00	06/19/2020	---	71,453.08	0.00	0.00	969.32	72,422.40	72,422.40
STLUCIE-Equities Sawgrass	68389X105	ORACLE ORD	NA	NA	NA	1,220.00	06/19/2020	---	65,029.90	0.00	0.00	29,934.90	94,964.80	94,964.80
STLUCIE-Equities Sawgrass	039653100	ARCOSA ORD	NA	NA	NA	50.00	06/22/2020	---	2,056.75	0.00	0.00	880.25	2,937.00	2,937.00
STLUCIE-Equities Sawgrass	127190304	CACI INTERNATIONAL CL A ORD	NA	NA	NA	8.00	06/22/2020	---	1,925.03	0.00	0.00	115.93	2,040.96	2,040.96
STLUCIE-Equities Sawgrass	441593100	HOULIHAN LOK CL A ORD	NA	NA	NA	40.00	06/22/2020	---	2,392.45	0.00	0.00	879.15	3,271.60	3,271.60
STLUCIE-Equities Sawgrass	45781D101	INOVALON HOLDINGS CL A ORD	NA	NA	NA	75.00	06/25/2020	---	1,535.04	0.00	0.00	1,020.96	2,556.00	2,556.00
STLUCIE-Equities Sawgrass	177376100	CITRIX SYSTEMS ORD	NA	NA	NA	330.00	06/26/2020	---	47,045.82	0.00	0.00	(8,346.72)	38,699.10	38,699.10
STLUCIE-Equities Sawgrass	68389X105	ORACLE ORD	NA	NA	NA	1,580.00	06/26/2020	---	86,828.74	0.00	0.00	36,158.46	122,987.20	122,987.20
STLUCIE-Equities Sawgrass	02079K107	ALPHABET CL C ORD	NA	NA	NA	29.00	06/29/2020	---	41,277.92	0.00	0.00	31,405.36	72,683.28	72,683.28
STLUCIE-Equities Sawgrass	14448C104	CARRIER GLOBAL ORD	NA	NA	NA	767.00	06/29/2020	---	16,685.39	92.04	0.00	20,590.81	37,276.20	37,276.20
STLUCIE-Equities Sawgrass	260557103	DOW ORD	NA	NA	NA	520.00	06/29/2020	---	19,817.20	0.00	0.00	32,905.60	52,722.80	52,722.80
STLUCIE-Equities Sawgrass	437076102	HOME DEPOT ORD	NA	NA	NA	240.00	06/29/2020	---	58,456.32	0.00	0.00	18,077.28	76,533.60	76,533.60
STLUCIE-Equities Sawgrass	50187A107	LHC GROUP ORD	NA	NA	NA	10.00	06/29/2020	---	1,699.31	0.00	0.00	303.29	2,002.60	2,002.60
STLUCIE-Equities Sawgrass	695127100	PACIRA BIOSCIENCES ORD	NA	NA	NA	10.00	06/29/2020	---	452.16	0.00	0.00	154.65	606.80	606.80
STLUCIE-Equities Sawgrass	78463M107	SPS COMMERCE ORD	NA	NA	NA	30.00	06/29/2020	---	2,279.47	0.00	0.00	716.03	2,995.50	2,995.50
STLUCIE-Equities Sawgrass	579780206	MCCORMICK ORD	NA	NA	NA	640.00	06/30/2020	---	56,316.96	0.00	0.00	207.84	56,524.80	56,524.80
STLUCIE-Equities Sawgrass	00909Q103	ADT ORD	NA	NA	NA	21.00	07/01/2020	---	163.06	0.74	0.00	63.53	226.59	226.59
STLUCIE-Equities Sawgrass	01973R101	ALLISON TRANSMISSION HOLDINGS ORD	NA	NA	NA	2.00	07/01/2020	---	73.35	0.00	0.00	6.13	79.48	79.48
STLUCIE-Equities Sawgrass	02665T306	AMERICAN HOMES 4 RENT CL A REIT ORD	NA	NA	NA	41.00	07/01/2020	---	1,093.47	0.00	0.00	499.38	1,592.85	1,592.85
STLUCIE-Equities Sawgrass	133131102	CAMDEN PROPERTY REIT ORD	NA	NA	NA	12.00	07/01/2020	---	1,067.64	9.96	0.00	524.40	1,592.04	1,592.04
STLUCIE-Equities Sawgrass	21871N101	CORECIVIC REIT ORD	NA	NA	NA	215.00	07/01/2020	---	2,002.47	0.00	0.00	248.58	2,251.05	2,251.05
STLUCIE-Equities Sawgrass	22002T108	CORPORATE OFFICE PROP REIT ORD	NA	NA	NA	52.00	07/01/2020	---	1,304.16	14.30	0.00	151.32	1,455.48	1,455.48
STLUCIE-Equities Sawgrass	36162J106	GEO GROUP REIT ORD	NA	NA	NA	139.00	07/01/2020	---	1,604.56	0.00	0.00	(614.88)	989.68	989.68
STLUCIE-Equities Sawgrass	46284V101	GRAPHIC PACKAGING HOLDING ORD	NA	NA	NA	11.00	07/01/2020	---	151.80	0.83	0.00	47.74	199.54	199.54
STLUCIE-Equities Sawgrass	388689101	HANESBRANDS ORD	NA	NA	NA	34.00	07/01/2020	---	374.26	0.00	0.00	260.52	634.78	634.78
STLUCIE-Equities Sawgrass	410345102	INTERPUBLIC GROUP OF COMPANIES ORD	NA	NA	NA	27.00	07/01/2020	---	463.59	0.00	0.00	413.64	877.23	877.23
STLUCIE-Equities Sawgrass	46284V101	IRON MOUNTAIN ORD	NA	NA	NA	48.00	07/01/2020	---	1,222.06	29.69	0.00	809.30	2,031.36	2,031.36
STLUCIE-Equities Sawgrass	466313103	JABIL ORD	NA	NA	NA	8.00	07/01/2020	---	255.57	0.00	0.00	209.39	464.96	464.96
STLUCIE-Equities Sawgrass	745867101	PULTEGROUP ORD	NA	NA	NA	88.00	07/01/2020	---	2,900.92	12.32	0.00	1,901.24	4,802.16	4,802.16
STLUCIE-Equities Sawgrass	74915M100	QURATE RETAIL SR5 A ORD	NA	NA	NA	40.00	07/01/2020	---	265.23	0.00	0.00	258.37	523.60	523.60
STLUCIE-Equities Sawgrass	78648T100	SAFETY INSURANCE GROUP ORD	NA	NA	NA	1.00	07/01/2020	---	76.64	0.00	0.00	1.64	78.28	78.28
STLUCIE-Equities Sawgrass	817565104	SERVICE CORPORATION INTERNATIONAL ORD	NA	NA	NA	4.00	07/01/2020	---	155.00	0.00	0.00	59.36	214.36	214.36
STLUCIE-Equities Sawgrass	83125X103	SLEEP NUMBER ORD	NA	NA	NA	6.00	07/01/2020	---	266.35	0.00	0.00	393.35	659.70	659.70
STLUCIE-Equities Sawgrass	858119100	STEEL DYNAMICS ORD	NA	NA	NA	12.00	07/01/2020	---	311.88	3.12	0.00	403.32	715.20	715.20
STLUCIE-Equities Sawgrass	890516107	TOOTSIE ROLL INDUSTRIES ORD	NA	NA	NA	0.00	07/01/2020	---	0.00	2.59	0.00	0.00	0.00	0.00
STLUCIE-Equities Sawgrass	98421M106	XEROX HOLDINGS ORD	NA	NA	NA	106.00	07/01/2020	---	1,618.09	26.50	0.00	871.85	2,489.94	2,489.94
STLUCIE-Equities Sawgrass	98986T108	ZYNAGA CL A ORD	NA	NA	NA	10.00	07/01/2020	---	95.65	0.00	0.00	10.65	106.30	106.30
STLUCIE-Equities Sawgrass	G3922B107	GENPACT ORD	NA	NA	NA	4.00	07/01/2020	---	145.20	0.00	0.00	36.52	181.72	181.72
STLUCIE-Equities Sawgrass	G9078F107	TRITON INTERNATIONAL ORD	NA	NA	NA	19.00	07/01/2020	---	572.31	0.00	0.00	422.15	994.46	994.46
STLUCIE-Equities Sawgrass	00287Y109	ABBVIE ORD	NA	NA	NA	830.00	07/07/2020	---	82,116.88	0.00	0.00	11,374.32	93,491.20	93,491.20
STLUCIE-Equities Sawgrass	177376100	CITRIX SYSTEMS ORD	NA	NA	NA	130.00	07/07/2020	---	19,592.95	0.00	0.00	(4,347.85)	15,245.10	15,245.10
STLUCIE-Equities Sawgrass	189054109	CLOROX ORD	NA	NA	NA	660.00	07/07/2020	---	147,635.80	0.00	0.00	(28,895.20)	118,740.60	118,740.60
STLUCIE-Equities Sawgrass	579780206	MCCORMICK ORD	NA	NA	NA	760.00	07/07/2020	---	69,082.06	0.00	0.00	(1,958.86)	67,123.20	67,123.20
STLUCIE-Equities Sawgrass	031652100	AMKOR TECHNOLOGY ORD	NA	NA	NA	48.00	07/08/2020	---	603.36	0.00	0.00	532.80	1,136.16	1,136.16
STLUCIE-Equities Sawgrass	00287Y109	ABBVIE ORD	NA	NA	NA	360.00	07/17/2020	---	35,877.67	0.00	0.00	4,672.73	40,550.40	40,550.40
STLUCIE-Equities Sawgrass	00971T101	AKAMAI TECHNOLOGIES ORD	NA	NA	NA	520.00	07/17/2020	---	58,578.62	0.00	0.00	2,053.38	60,632.00	60,632.00



ST. LUCIE COUNTY BOARD OF COUNTY COMMISSIONERS  
INVESTMENT PORTFOLIO  
AS OF June 30, 2021

Account	Identifier	Description	S&P Rating	Fitch Rating	Moody's Rating	Current Units	Settle Date	Final Maturity	Book Value	Interest Due	Accrued Balance	Net Unrealized Gain/Loss	Market Value	Market Value + Accrued
STLUCIE-Equities Sawgrass	189054109	CLOROX ORD	NA	NA	NA	330.00	07/17/2020	---	74,507.66	0.00	0.00	(15,137.36)	59,370.30	59,370.30
STLUCIE-Equities Sawgrass	92343V104	VERIZON COMMUNICATIONS ORD	NA	NA	NA	605.00	07/17/2020	---	38,337.78	0.00	0.00	322.92	38,660.70	38,660.70
STLUCIE-Equities Sawgrass	14448C104	CARRIER GLOBAL ORD	NA	NA	NA	690.00	07/20/2020	---	16,043.81	72.60	0.00	13,359.19	29,403.00	29,403.00
STLUCIE-Equities Sawgrass	45781D101	NOVALON HOLDINGS CL A ORD	NA	NA	NA	60.00	07/21/2020	---	1,178.96	0.00	0.00	865.84	2,044.80	2,044.80
STLUCIE-Equities Sawgrass	49714P108	KINSALE CAPITAL GROUP ORD	NA	NA	NA	10.00	07/21/2020	---	1,622.47	0.00	0.00	25.23	1,647.70	1,647.70
STLUCIE-Equities Sawgrass	74340E103	PROGYNY ORD	NA	NA	NA	130.00	07/21/2020	---	3,501.25	0.00	0.00	4,168.75	7,670.00	7,670.00
STLUCIE-Equities Sawgrass	85208M102	SPROUTS FARMERS MARKET ORD	NA	NA	NA	59.00	07/21/2020	---	1,519.41	0.00	0.00	(53.26)	1,466.15	1,466.15
STLUCIE-Equities Sawgrass	90278Q108	UPF INDUSTRIES ORD	NA	NA	NA	30.00	07/21/2020	---	1,533.55	0.00	0.00	696.65	2,230.20	2,230.20
STLUCIE-Equities Sawgrass	177376100	CITRIX SYSTEMS ORD	NA	NA	NA	260.00	07/27/2020	---	40,370.23	0.00	0.00	(9,880.03)	30,490.20	30,490.20
STLUCIE-Equities Sawgrass	22160K105	COSTCO WHOLESALE ORD	NA	NA	NA	8.00	07/28/2020	---	2,610.20	0.00	0.00	555.16	3,165.36	3,165.36
STLUCIE-Equities Sawgrass	478160104	JOHNSON & JOHNSON ORD	NA	NA	NA	20.00	07/28/2020	---	3,295.80	0.00	0.00	339.00	3,294.80	3,294.80
STLUCIE-Equities Sawgrass	460690100	INTERPUBLIC GROUP OF COMPANIES ORD	NA	NA	NA	2,500.00	07/30/2020	---	45,831.50	0.00	0.00	35,393.50	81,225.00	81,225.00
STLUCIE-Equities Sawgrass	74340E103	PROGYNY ORD	NA	NA	NA	40.00	08/20/2020	---	1,167.24	0.00	0.00	1,192.76	2,360.00	2,360.00
STLUCIE-Equities Sawgrass	90278Q108	UPF INDUSTRIES ORD	NA	NA	NA	20.00	08/20/2020	---	1,256.19	0.00	0.00	230.61	1,486.80	1,486.80
STLUCIE-Equities Sawgrass	02079K107	ALPHABET CL C ORD	NA	NA	NA	5.00	08/26/2020	---	7,958.50	0.00	0.00	4,573.10	12,531.60	12,531.60
STLUCIE-Equities Sawgrass	68389X105	ORACLE ORD	NA	NA	NA	165.00	08/26/2020	---	9,203.70	0.00	0.00	3,639.90	12,843.60	12,843.60
STLUCIE-Equities Sawgrass	827048109	SILGAN HOLDINGS ORD	NA	NA	NA	60.00	08/28/2020	---	2,263.61	0.00	0.00	226.39	2,490.00	2,490.00
STLUCIE-Equities Sawgrass	539830109	LOCKHEED MARTIN ORD	NA	NA	NA	111.00	09/10/2020	---	42,307.65	0.00	0.00	(310.80)	41,996.85	41,996.85
STLUCIE-Equities Sawgrass	749397105	RI RCM ORD	NA	NA	NA	170.00	09/10/2020	---	2,726.38	0.00	0.00	1,054.42	3,780.80	3,780.80
STLUCIE-Equities Sawgrass	45781D101	NOVALON HOLDINGS CL A ORD	NA	NA	NA	70.00	09/11/2020	---	1,735.08	0.00	0.00	650.52	2,385.60	2,385.60
STLUCIE-Equities Sawgrass	525558201	LEMAITRE VASCULAR ORD	NA	NA	NA	45.00	09/11/2020	---	1,425.76	0.00	0.00	1,320.14	2,745.90	2,745.90
STLUCIE-Equities Sawgrass	59001A102	MERITAGE HOMES ORD	NA	NA	NA	20.00	09/11/2020	---	1,946.39	0.00	0.00	(64.79)	1,881.60	1,881.60
STLUCIE-Equities Sawgrass	695127100	PACIRA BIOSCIENCES ORD	NA	NA	NA	35.00	09/11/2020	---	2,169.83	0.00	0.00	(46.03)	2,123.80	2,123.80
STLUCIE-Equities Sawgrass	852312305	STAAR SURGICAL ORD	NA	NA	NA	35.00	09/11/2020	---	1,829.63	0.00	0.00	3,507.87	5,337.50	5,337.50
STLUCIE-Equities Sawgrass	16359R103	CHEMED ORD	NA	NA	NA	10.00	09/18/2020	---	4,939.96	0.00	0.00	(194.96)	4,745.00	4,745.00
STLUCIE-Equities Sawgrass	59001A102	MERITAGE HOMES ORD	NA	NA	NA	30.00	09/18/2020	---	3,089.61	0.00	0.00	(267.21)	2,822.40	2,822.40
STLUCIE-Equities Sawgrass	827048109	SILGAN HOLDINGS ORD	NA	NA	NA	40.00	09/18/2020	---	1,489.40	0.00	0.00	170.60	1,660.00	1,660.00
STLUCIE-Equities Sawgrass	458140100	INTEL ORD	NA	NA	NA	48.00	09/23/2020	---	2,383.44	0.00	0.00	311.28	2,694.72	2,694.72
STLUCIE-Equities Sawgrass	011642105	ALARMCOM HOLDINGS ORD	NA	NA	NA	5.00	09/25/2020	---	280.37	0.00	0.00	143.14	423.50	423.50
STLUCIE-Equities Sawgrass	525558201	LEMAITRE VASCULAR ORD	NA	NA	NA	60.00	09/25/2020	---	2,023.73	0.00	0.00	1,637.47	3,661.20	3,661.20
STLUCIE-Equities Sawgrass	695127100	PACIRA BIOSCIENCES ORD	NA	NA	NA	30.00	09/25/2020	---	1,782.20	0.00	0.00	1,820.40	3,602.60	3,602.60
STLUCIE-Equities Sawgrass	74915M100	OURATE RETAIL SRS A ORD	NA	NA	NA	265.00	09/25/2020	---	1,972.71	0.00	0.00	1,496.14	3,468.85	3,468.85
STLUCIE-Equities Sawgrass	92346I108	VERICEL ORD	NA	NA	NA	90.00	09/25/2020	---	1,705.76	0.00	0.00	3,019.24	4,725.00	4,725.00
STLUCIE-Equities Sawgrass	01973R101	ALLISON TRANSMISSION HOLDINGS ORD	NA	NA	NA	5.00	09/29/2020	---	170.72	0.00	0.00	27.98	198.70	198.70
STLUCIE-Equities Sawgrass	031652100	AMKOR TECHNOLOGY ORD	NA	NA	NA	35.00	09/29/2020	---	383.44	0.00	0.00	445.01	828.45	828.45
STLUCIE-Equities Sawgrass	05352A100	AVANTOR ORD	NA	NA	NA	5.00	09/29/2020	---	110.23	0.00	0.00	67.32	177.55	177.55
STLUCIE-Equities Sawgrass	053807103	AVNET ORD	NA	NA	NA	6.00	09/29/2020	---	152.58	0.00	0.00	87.90	240.48	240.48
STLUCIE-Equities Sawgrass	05550J101	BIS WHOLESALE CLUB HOLD ORD	NA	NA	NA	3.00	09/29/2020	---	120.41	0.00	0.00	22.33	142.74	142.74
STLUCIE-Equities Sawgrass	099502106	BOOZ ALLEN HAMILTON HOLDING CL A ORD	NA	NA	NA	3.00	09/29/2020	---	253.25	0.00	0.00	2.29	255.54	255.54
STLUCIE-Equities Sawgrass	126349109	CSG SYSTEMS INTERNATIONAL ORD	NA	NA	NA	3.00	09/29/2020	---	121.97	0.00	0.00	19.57	141.54	141.54
STLUCIE-Equities Sawgrass	201723103	COMMERCIAL METALS ORD	NA	NA	NA	22.00	09/29/2020	---	448.25	2.64	0.00	227.59	675.84	675.84
STLUCIE-Equities Sawgrass	21871N101	COREVIC REIT ORD	NA	NA	NA	16.00	09/29/2020	---	130.00	0.00	0.00	37.52	167.52	167.52
STLUCIE-Equities Sawgrass	221006109	CORVEL ORD	NA	NA	NA	1.00	09/29/2020	---	83.42	0.00	0.00	50.88	134.30	134.30
STLUCIE-Equities Sawgrass	257701201	DONEGAL GROUP CL A ORD	NA	NA	NA	8.00	09/29/2020	---	110.72	0.00	0.00	5.84	116.56	116.56
STLUCIE-Equities Sawgrass	31847R102	FIRST AMERICAN FINANCIAL ORD	NA	NA	NA	1.00	09/29/2020	---	50.00	0.00	0.00	12.35	62.35	62.35
STLUCIE-Equities Sawgrass	371901109	GENTEX ORD	NA	NA	NA	4.00	09/29/2020	---	101.78	0.00	0.00	30.58	132.36	132.36
STLUCIE-Equities Sawgrass	388689101	GRAPHIC PACKAGING HOLDING ORD	NA	NA	NA	41.00	09/29/2020	---	568.74	3.08	0.00	743.74	1,312.48	1,312.48
STLUCIE-Equities Sawgrass	410345102	HANESBRANDS ORD	NA	NA	NA	9.00	09/29/2020	---	138.74	0.00	0.00	29.29	168.03	168.03
STLUCIE-Equities Sawgrass	421906108	HEALTHCARE SERVICES GROUP ORD	NA	NA	NA	25.00	09/29/2020	---	528.19	0.00	0.00	261.06	789.25	789.25
STLUCIE-Equities Sawgrass	460690100	INTERPUBLIC GROUP OF COMPANIES ORD	NA	NA	NA	8.00	09/29/2020	---	133.80	0.00	0.00	126.12	259.92	259.92
STLUCIE-Equities Sawgrass	466313103	JABIL ORD	NA	NA	NA	2.00	09/29/2020	---	67.53	0.00	0.00	48.71	116.24	116.24
STLUCIE-Equities Sawgrass	48020Q107	JONES LANG LASALLE ORD	NA	NA	NA	1.00	09/29/2020	---	95.82	0.00	0.00	99.64	195.46	195.46
STLUCIE-Equities Sawgrass	56418H100	MANPOWERGROUP ORD	NA	NA	NA	2.00	09/29/2020	---	144.28	0.00	0.00	93.54	237.82	237.82
STLUCIE-Equities Sawgrass	60855R100	MOLINA HEALTHCARE ORD	NA	NA	NA	1.00	09/29/2020	---	159.33	0.00	0.00	93.73	253.06	253.06
STLUCIE-Equities Sawgrass	74915M100	OURATE RETAIL SRS A ORD	NA	NA	NA	37.00	09/29/2020	---	266.22	0.00	0.00	218.11	484.33	484.33
STLUCIE-Equities Sawgrass	749397105	RI RCM ORD	NA	NA	NA	4.00	09/29/2020	---	64.74	0.00	0.00	24.22	88.96	88.96
STLUCIE-Equities Sawgrass	78648T100	SAFETY INSURANCE GROUP ORD	NA	NA	NA	2.00	09/29/2020	---	136.85	0.00	0.00	19.71	156.56	156.56
STLUCIE-Equities Sawgrass	817565104	SERVICE CORPORATION INTERNATIONAL ORD	NA	NA	NA	4.00	09/29/2020	---	168.60	0.00	0.00	45.76	214.36	214.36
STLUCIE-Equities Sawgrass	83125X103	SLEEP NUMBER ORD	NA	NA	NA	2.00	09/29/2020	---	94.80	0.00	0.00	125.10	219.90	219.90
STLUCIE-Equities Sawgrass	861896108	STONEX GROUP ORD	NA	NA	NA	2.00	09/29/2020	---	98.78	0.00	0.00	22.56	121.34	121.34
STLUCIE-Equities Sawgrass	87105L104	SWITCH CL A ORD	NA	NA	NA	33.00	09/29/2020	---	503.75	0.00	0.00	192.88	696.63	696.63



ST. LUCIE COUNTY BOARD OF COUNTY COMMISSIONERS  
INVESTMENT PORTFOLIO  
AS OF June 30, 2021

Account	Identifier	Description	S&P Rating	Fitch Rating	Moody's Rating	Current Units	Settle Date	Final Maturity	Book Value	Interest Due	Accrued Balance	Net Unrealized Gain/Loss	Market Value	Market Value + Accrued
STLUCIE-Equities Sawgrass	890516107	TOOTSIE ROLL INDUSTRIES ORD	NA	NA	NA	0.00	09/29/2020	---	0.00	1.21	0.00	0.00	0.00	0.00
STLUCIE-Equities Sawgrass	974250102	WINMARK ORD	NA	NA	NA	3.00	09/29/2020	---	492.82	0.00	0.00	83.42	576.24	576.24
STLUCIE-Equities Sawgrass	981475106	WORLD FUEL SERVICES ORD	NA	NA	NA	12.00	09/29/2020	---	256.50	1.44	0.00	124.26	380.76	380.76
STLUCIE-Equities Sawgrass	98421M106	XEROX HOLDINGS ORD	NA	NA	NA	5.00	09/29/2020	---	89.25	1.25	0.00	28.20	117.45	117.45
STLUCIE-Equities Sawgrass	98986T108	ZYNGA CL A ORD	NA	NA	NA	32.00	09/29/2020	---	288.80	0.00	0.00	51.36	340.16	340.16
STLUCIE-Equities Sawgrass	G2717B108	CUSHMAN AND WAKEFIELD ORD	NA	NA	NA	27.00	09/29/2020	---	279.59	0.00	0.00	192.10	471.69	471.69
STLUCIE-Equities Sawgrass	78463M107	SPS COMMERCE ORD	NA	NA	NA	20.00	10/14/2020	---	1,703.82	0.00	0.00	293.18	1,997.00	1,997.00
STLUCIE-Equities Sawgrass	023436108	AMEDISYS ORD	NA	NA	NA	10.00	10/22/2020	---	2,491.90	0.00	0.00	(42.60)	2,449.30	2,449.30
STLUCIE-Equities Sawgrass	039653100	ARCOSA ORD	NA	NA	NA	10.00	10/22/2020	---	494.05	0.00	0.00	93.35	587.40	587.40
STLUCIE-Equities Sawgrass	153527205	CENTRAL GARDEN AND PET CL A ORD	NA	NA	NA	10.00	10/22/2020	---	376.20	0.00	0.00	106.80	483.00	483.00
STLUCIE-Equities Sawgrass	009711101	AKAMAI TECHNOLOGIES ORD	NA	NA	NA	680.00	10/30/2020	---	66,355.15	0.00	0.00	12,932.85	79,288.00	79,288.00
STLUCIE-Equities Sawgrass	173736100	CITRIX SYSTEMS ORD	NA	NA	NA	510.00	10/30/2020	---	59,790.36	0.00	0.00	17.34	59,807.70	59,807.70
STLUCIE-Equities Sawgrass	303075105	FACTSET RESEARCH SYSTEMS ORD	NA	NA	NA	8.00	11/10/2020	---	2,691.20	0.00	0.00	(6.32)	2,684.88	2,684.88
STLUCIE-Equities Sawgrass	846511103	SPARK ENERGY CL A ORD	NA	NA	NA	117.00	11/13/2020	---	1,083.42	0.00	0.00	242.19	1,325.61	1,325.61
STLUCIE-Equities Sawgrass	441593100	HOULIHAN LOK CL A ORD	NA	NA	NA	20.00	11/16/2020	---	1,289.42	0.00	0.00	346.38	1,635.80	1,635.80
STLUCIE-Equities Sawgrass	011642105	ALARMCOM HOLDINGS ORD	NA	NA	NA	35.00	11/19/2020	---	2,454.90	0.00	0.00	509.60	2,964.50	2,964.50
STLUCIE-Equities Sawgrass	25264R207	DIAMOND HILL INVESTMENT GRP CL A ORD	NA	NA	NA	25.00	11/19/2020	---	3,994.65	0.00	0.00	188.10	4,182.75	4,182.75
STLUCIE-Equities Sawgrass	49714P108	KINSALE CAPITAL GROUP ORD	NA	NA	NA	5.00	11/19/2020	---	1,164.89	0.00	0.00	(341.04)	823.85	823.85
STLUCIE-Equities Sawgrass	637372202	NATIONAL RESEARCH ORD	NA	NA	NA	23.00	11/19/2020	---	1,298.08	2.76	0.00	(242.38)	1,055.70	1,055.70
STLUCIE-Equities Sawgrass	68213N109	OMNICELL ORD	NA	NA	NA	35.00	11/19/2020	---	3,576.57	0.00	0.00	1,724.18	5,300.75	5,300.75
STLUCIE-Equities Sawgrass	92346108	VERCEL ORD	NA	NA	NA	70.00	11/19/2020	---	1,810.11	0.00	0.00	1,864.89	3,675.00	3,675.00
STLUCIE-Equities Sawgrass	00653Q102	ADAPTHEALTH CL A ORD	NA	NA	NA	5.00	11/27/2020	---	142.52	0.00	0.00	(49.02)	93.50	93.50
STLUCIE-Equities Sawgrass	011642105	ALARMCOM HOLDINGS ORD	NA	NA	NA	30.00	11/27/2020	---	2,123.95	0.00	0.00	417.05	2,541.00	2,541.00
STLUCIE-Equities Sawgrass	153527205	CENTRAL GARDEN AND PET CL A ORD	NA	NA	NA	80.00	11/27/2020	---	3,073.48	0.00	0.00	790.52	3,864.00	3,864.00
STLUCIE-Equities Sawgrass	218352102	CORCEPT THERAPEUTICS ORD	NA	NA	NA	50.00	11/27/2020	---	1,149.02	0.00	0.00	(49.02)	1,100.00	1,100.00
STLUCIE-Equities Sawgrass	258278100	DORMAN PRODUCTS ORD	NA	NA	NA	25.00	12/08/2020	---	467.78	0.00	0.00	50.58	518.35	518.35
STLUCIE-Equities Sawgrass	258278100	DORMAN PRODUCTS ORD	NA	NA	NA	25.00	12/08/2020	---	2,378.99	0.00	0.00	212.76	2,591.75	2,591.75
STLUCIE-Equities Sawgrass	589889104	MERIT MEDICAL SYSTEMS ORD	NA	NA	NA	50.00	12/08/2020	---	2,913.25	0.00	0.00	319.75	3,233.00	3,233.00
STLUCIE-Equities Sawgrass	68213N109	OMNICELL ORD	NA	NA	NA	40.00	12/08/2020	---	4,333.77	0.00	0.00	1,724.23	6,058.00	6,058.00
STLUCIE-Equities Sawgrass	156782104	CERNER ORD	NA	NA	NA	620.00	12/30/2020	---	46,709.50	136.40	0.00	1,749.70	48,459.20	48,459.20
STLUCIE-Equities Sawgrass	189054109	CLOROX ORD	NA	NA	NA	230.00	12/17/2020	---	46,648.49	0.00	0.00	(5,269.19)	41,379.30	41,379.30
STLUCIE-Equities Sawgrass	579780206	MCCORMICK ORD	NA	NA	NA	490.00	12/17/2020	---	45,010.67	0.00	0.00	(1,733.87)	43,276.80	43,276.80
STLUCIE-Equities Sawgrass	38141G104	GOLDMAN SACHS GROUP ORD	NA	NA	NA	165.00	12/24/2020	---	41,350.58	0.00	0.00	21,271.87	62,622.45	62,622.45
STLUCIE-Equities Sawgrass	156782104	CERNER ORD	NA	NA	NA	620.00	12/30/2020	---	48,329.06	136.40	0.00	130.14	48,459.20	48,459.20
STLUCIE-Equities Sawgrass	189054109	CLOROX ORD	NA	NA	NA	140.00	12/30/2020	---	28,254.14	0.00	0.00	(3,066.74)	25,187.40	25,187.40
STLUCIE-Equities Sawgrass	579780206	MCCORMICK ORD	NA	NA	NA	200.00	12/30/2020	---	18,612.92	0.00	0.00	(948.92)	17,664.00	17,664.00
STLUCIE-Equities Sawgrass	01973R101	ALLISON TRANSMISSION HOLDINGS ORD	NA	NA	NA	6.00	12/31/2020	---	257.94	0.00	0.00	(19.50)	238.44	238.44
STLUCIE-Equities Sawgrass	02665T306	AMERICAN HOMES 4 RENT CL A REIT ORD	NA	NA	NA	9.00	12/31/2020	---	267.30	0.00	0.00	82.35	349.65	349.65
STLUCIE-Equities Sawgrass	031652100	AMKOR TECHNOLOGY ORD	NA	NA	NA	24.00	12/31/2020	---	356.28	0.00	0.00	211.80	568.08	568.08
STLUCIE-Equities Sawgrass	042735100	ARROW ELECTRONICS ORD	NA	NA	NA	1.00	12/31/2020	---	96.76	0.00	0.00	17.07	113.83	113.83
STLUCIE-Equities Sawgrass	04316A108	ARTISAN PARTNERS ASSET MGMT CL A ORD	NA	NA	NA	2.00	12/31/2020	---	98.24	0.00	0.00	3.40	101.64	101.64
STLUCIE-Equities Sawgrass	055010101	BIS WHOLESALE CLUB HOLD ORD	NA	NA	NA	8.00	12/31/2020	---	295.60	0.00	0.00	85.04	380.64	380.64
STLUCIE-Equities Sawgrass	09215C105	BLACK KNIGHT ORD	NA	NA	NA	3.00	12/31/2020	---	264.57	0.00	0.00	(30.63)	233.94	233.94
STLUCIE-Equities Sawgrass	097793400	BONANZA CREEK ENERGY ORD	NA	NA	NA	9.00	12/31/2020	---	173.97	0.00	0.00	249.66	423.63	423.63
STLUCIE-Equities Sawgrass	126349109	CSG SYSTEMS INTERNATIONAL ORD	NA	NA	NA	7.00	12/31/2020	---	319.62	0.00	0.00	10.64	330.26	330.26
STLUCIE-Equities Sawgrass	127190304	CAC INTERNATIONAL CL A ORD	NA	NA	NA	1.00	12/31/2020	---	248.01	0.00	0.00	7.11	255.12	255.12
STLUCIE-Equities Sawgrass	133131102	CAMDEN PROPERTY REIT ORD	NA	NA	NA	2.00	12/31/2020	---	197.18	1.66	0.00	68.16	265.34	265.34
STLUCIE-Equities Sawgrass	19247A100	COHEN & STEERS ORD	NA	NA	NA	2.00	12/31/2020	---	146.16	0.00	0.00	18.02	164.18	164.18
STLUCIE-Equities Sawgrass	201723103	COMMERCIAL METALS ORD	NA	NA	NA	12.00	12/31/2020	---	241.80	1.44	0.00	126.84	368.64	368.64
STLUCIE-Equities Sawgrass	21871N101	CORRECTIC REIT ORD	NA	NA	NA	4.00	12/31/2020	---	27.80	0.00	0.00	14.08	41.88	41.88
STLUCIE-Equities Sawgrass	22002T108	CORPORATE OFFICE PROP REIT ORD	NA	NA	NA	7.00	12/31/2020	---	183.05	1.93	0.00	12.88	195.93	195.93
STLUCIE-Equities Sawgrass	224633206	CRAWFORD CL A ORD	NA	NA	NA	46.00	12/31/2020	---	341.78	0.00	0.00	75.44	417.22	417.22
STLUCIE-Equities Sawgrass	257701201	DONEGAL GROUP CL A ORD	NA	NA	NA	21.00	12/31/2020	---	299.88	0.00	0.00	6.09	305.97	305.97
STLUCIE-Equities Sawgrass	314211103	FEDERATED HERMES CL B ORD	NA	NA	NA	5.00	12/31/2020	---	140.60	0.00	0.00	28.95	169.55	169.55
STLUCIE-Equities Sawgrass	31847R102	FIRST AMERICAN FINANCIAL ORD	NA	NA	NA	2.00	12/31/2020	---	102.40	0.00	0.00	22.30	124.70	124.70
STLUCIE-Equities Sawgrass	33767D105	FIRSTCASH ORD	NA	NA	NA	2.00	12/31/2020	---	140.14	0.00	0.00	12.74	152.88	152.88
STLUCIE-Equities Sawgrass	343498101	FLOWERS FOODS ORD	NA	NA	NA	10.00	12/31/2020	---	229.70	0.00	0.00	12.30	242.00	242.00
STLUCIE-Equities Sawgrass	36162J106	GEO GROUP REIT ORD	NA	NA	NA	17.00	12/31/2020	---	154.45	0.00	0.00	(33.41)	121.04	121.04
STLUCIE-Equities Sawgrass	371901109	GENTEX ORD	NA	NA	NA	5.00	12/31/2020	---	169.10	0.00	0.00	(3.65)	165.45	165.45
STLUCIE-Equities Sawgrass	388689101	GRAPHIC PACKAGING HOLDING ORD	NA	NA	NA	14.00	12/31/2020	---	235.06	1.05	0.00	18.90	253.96	253.96
STLUCIE-Equities Sawgrass	410345102	HANESBRANDS ORD	NA	NA	NA	9.00	12/31/2020	---	131.22	0.00	0.00	36.81	168.03	168.03
STLUCIE-Equities Sawgrass	460690100	INTERPUBLIC GROUP OF COMPANIES ORD	NA	NA	NA	6.00	12/31/2020	---	142.80	0.00	0.00	52.14	194.94	194.94
STLUCIE-Equities Sawgrass	46284V101	IRON MOUNTAIN ORD	NA	NA	NA	5.00	12/31/2020	---	148.45	3.09	0.00	63.15	211.60	211.60
STLUCIE-Equities Sawgrass	466313103	JABIL ORD	NA	NA	NA	5.00	12/31/2020	---	211.60	0.00	0.00	79.00	290.60	290.60

ST. LUCIE COUNTY BOARD OF COUNTY COMMISSIONERS  
INVESTMENT PORTFOLIO  
AS OF June 30, 2021

Account	Identifier	Description	S&P Rating	Fitch Rating	Moody's Rating	Current Units	Settle Date	Final Maturity	Book Value	Interest Due	Accrued Balance	Net Unrealized Gain/Loss	Market Value	Market Value + Accrued
STLUCIE-Equities Sawgrass	552690109	MDU RESOURCES GROUP ORD	NA	NA	NA	64.00	12/31/2020	---	1,678.73	13.60	0.00	327.03	2,005.76	2,005.76
STLUCIE-Equities Sawgrass	56418H100	MANPOWERGROUP ORD	NA	NA	NA	3.00	12/31/2020	---	269.19	0.00	0.00	87.54	356.73	356.73
STLUCIE-Equities Sawgrass	566324109	MARCUS & MILLICHAIP INC. ORD	NA	NA	NA	2.00	12/31/2020	---	75.30	0.00	0.00	7.74	77.74	77.74
STLUCIE-Equities Sawgrass	637372202	NATIONAL RESEARCH ORD	NA	NA	NA	4.00	12/31/2020	---	175.44	0.48	0.00	8.16	183.60	183.60
STLUCIE-Equities Sawgrass	65342T106	NI HOLDINGS ORD	NA	NA	NA	8.00	12/31/2020	---	135.76	0.00	0.00	16.32	152.08	152.08
STLUCIE-Equities Sawgrass	745867101	PULTEGROUP ORD	NA	NA	NA	5.00	12/31/2020	---	221.50	0.70	0.00	51.35	272.85	272.85
STLUCIE-Equities Sawgrass	74915M100	QUORA RETAIL SRS A ORD	NA	NA	NA	16.00	12/31/2020	---	167.52	0.00	0.00	41.92	209.44	209.44
STLUCIE-Equities Sawgrass	783549108	RYDER SYSTEM ORD	NA	NA	NA	24.00	12/31/2020	---	1,497.36	0.00	0.00	286.56	1,783.92	1,783.92
STLUCIE-Equities Sawgrass	784117103	SEL INVESTMENTS ORD	NA	NA	NA	1.00	12/31/2020	---	56.93	0.00	0.00	5.04	61.97	61.97
STLUCIE-Equities Sawgrass	78648T100	SAFETY INSURANCE GROUP ORD	NA	NA	NA	2.00	12/31/2020	---	157.32	0.00	0.00	(0.76)	156.56	156.56
STLUCIE-Equities Sawgrass	801056102	SANMINA ORD	NA	NA	NA	6.00	12/31/2020	---	191.70	0.00	0.00	42.06	233.76	233.76
STLUCIE-Equities Sawgrass	817565104	SERVICE CORPORATION INTERNATIONAL ORD	NA	NA	NA	6.00	12/31/2020	---	292.02	0.00	0.00	29.52	321.54	321.54
STLUCIE-Equities Sawgrass	827048109	SILGAN HOLDINGS ORD	NA	NA	NA	11.00	12/31/2020	---	403.68	0.00	0.00	52.82	456.50	456.50
STLUCIE-Equities Sawgrass	83125X103	SLEEP NUMBER ORD	NA	NA	NA	2.00	12/31/2020	---	163.16	0.00	0.00	56.74	219.90	219.90
STLUCIE-Equities Sawgrass	833034101	SNAP ON ORD	NA	NA	NA	3.00	12/31/2020	---	509.52	0.00	0.00	160.77	670.29	670.29
STLUCIE-Equities Sawgrass	846511103	SPARK ENERGY CL A ORD	NA	NA	NA	57.00	12/31/2020	---	541.36	0.00	0.00	104.45	645.81	645.81
STLUCIE-Equities Sawgrass	85208M102	SPROUTS FARMERS MARKET ORD	NA	NA	NA	6.00	12/31/2020	---	123.96	0.00	0.00	25.14	149.10	149.10
STLUCIE-Equities Sawgrass	860372101	STEWART INFO SVC ORD	NA	NA	NA	2.00	12/31/2020	---	96.88	0.00	0.00	16.50	113.38	113.38
STLUCIE-Equities Sawgrass	87105L104	SWITCH CL A ORD	NA	NA	NA	21.00	12/31/2020	---	342.63	0.00	0.00	100.68	443.31	443.31
STLUCIE-Equities Sawgrass	883203101	TEXTRON ORD	NA	NA	NA	39.00	12/31/2020	---	1,843.26	0.78	0.00	838.77	2,682.03	2,682.03
STLUCIE-Equities Sawgrass	890516107	TOOTSIEROLL INDUSTRIES ORD	NA	NA	NA	0.00	12/31/2020	---	0.00	0.83	0.00	0.00	0.83	0.83
STLUCIE-Equities Sawgrass	896749108	TRIPLE S MANAGEMENT ORD	NA	NA	NA	2.00	12/31/2020	---	43.74	0.00	0.00	0.80	44.54	44.54
STLUCIE-Equities Sawgrass	927107409	VILLAGE SUPER MARKET CL A ORD	NA	NA	NA	15.00	12/31/2020	---	331.95	0.00	0.00	20.70	352.65	352.65
STLUCIE-Equities Sawgrass	948849104	WEIS MARKETS ORD	NA	NA	NA	1.00	12/31/2020	---	48.31	0.00	0.00	3.35	51.66	51.66
STLUCIE-Equities Sawgrass	974250102	WINMARK ORD	NA	NA	NA	1.00	12/31/2020	---	186.54	0.00	0.00	5.54	192.08	192.08
STLUCIE-Equities Sawgrass	98421M106	XEROX HOLDINGS ORD	NA	NA	NA	6.00	12/31/2020	---	251.59	0.00	0.00	24.79	276.38	276.38
STLUCIE-Equities Sawgrass	98986T108	ZYNGA CL A ORD	NA	NA	NA	26.00	12/31/2020	---	211.56	1.08	0.00	20.52	232.08	232.08
STLUCIE-Equities Sawgrass	G02602103	AMDOCS ORD	NA	NA	NA	3.00	12/31/2020	---	211.56	1.08	0.00	20.52	232.08	232.08
STLUCIE-Equities Sawgrass	G2717B108	CUSHMAN AND WAKEFIELD ORD	NA	NA	NA	5.00	12/31/2020	---	76.60	0.00	0.00	10.75	87.35	87.35
STLUCIE-Equities Sawgrass	G9078F107	TRITON INTERNATIONAL ORD	NA	NA	NA	7.00	12/31/2020	---	337.54	0.00	0.00	28.84	366.38	366.38
STLUCIE-Equities Sawgrass	Y1771G102	COSTAMARE ORD	NA	NA	NA	207.00	12/31/2020	---	1,607.71	0.00	0.00	836.96	2,444.67	2,444.67
STLUCIE-Equities Sawgrass	00653Q102	ADAPTHEALTH CL A ORD	NA	NA	NA	80.00	01/04/2021	---	3,033.52	0.00	0.00	(840.72)	2,192.80	2,192.80
STLUCIE-Equities Sawgrass	218352102	CORCEPT THERAPEUTICS ORD	NA	NA	NA	120.00	01/04/2021	---	3,160.91	0.00	0.00	(520.91)	2,640.00	2,640.00
STLUCIE-Equities Sawgrass	232109108	CUTERA ORD	NA	NA	NA	195.00	01/04/2021	---	4,774.61	0.00	0.00	4,786.24	9,560.85	9,560.85
STLUCIE-Equities Sawgrass	565849106	MARATHON OIL ORD	NA	NA	NA	921.00	01/04/2021	---	6,276.62	0.00	0.00	6,267.41	12,544.02	12,544.02
STLUCIE-Equities Sawgrass	63938C108	NAVIENT ORD	NA	NA	NA	285.00	01/04/2021	---	2,825.78	0.00	0.00	2,683.27	5,509.05	5,509.05
STLUCIE-Equities Sawgrass	695127100	PACIRA BIOSCIENCES ORD	NA	NA	NA	30.00	01/04/2021	---	1,802.11	0.00	0.00	18.29	1,820.40	1,820.40
STLUCIE-Equities Sawgrass	87724P106	TAYLOR MORRISON HOME ORD	NA	NA	NA	15.00	01/04/2021	---	401.85	0.00	0.00	(5.55)	396.30	396.30
STLUCIE-Equities Sawgrass	91529Y106	UNUM ORD	NA	NA	NA	90.00	01/04/2021	---	2,028.03	0.00	0.00	527.97	2,556.00	2,556.00
STLUCIE-Equities Sawgrass	921659108	VANDA PHARMACEUTICALS ORD	NA	NA	NA	365.00	01/04/2021	---	4,846.03	0.00	0.00	3,005.12	7,851.15	7,851.15
STLUCIE-Equities Sawgrass	38141G104	GOLDMAN SACHS GROUP ORD	NA	NA	NA	104.00	01/07/2021	---	27,986.74	0.00	0.00	11,484.38	39,471.12	39,471.12
STLUCIE-Equities Sawgrass	717081103	PFIZER ORD	NA	NA	NA	506.00	01/07/2021	---	18,685.06	0.00	0.00	1,129.90	19,814.96	19,814.96
STLUCIE-Equities Sawgrass	08579W103	BERRY GLOBAL GROUP ORD	NA	NA	NA	480.00	01/14/2021	---	26,273.52	0.00	0.00	5,032.08	31,305.60	31,305.60
STLUCIE-Equities Sawgrass	38141G104	BERRY GLOBAL GROUP ORD	NA	NA	NA	387.00	01/19/2021	---	20,685.30	0.00	0.00	4,554.84	25,240.14	25,240.14
STLUCIE-Equities Sawgrass	806857108	GOLDMAN SACHS GROUP ORD	NA	NA	NA	56.00	01/19/2021	---	17,050.45	0.00	0.00	4,203.23	21,253.68	21,253.68
STLUCIE-Equities Sawgrass	345370860	SCHLUMBERGER ORD	NA	NA	NA	364.00	01/19/2021	---	9,381.41	45.50	0.00	2,270.23	11,651.64	11,651.64
STLUCIE-Equities Sawgrass	127190304	FORD MOTOR ORD	NA	NA	NA	2,957.00	01/22/2021	---	30,945.01	0.00	0.00	12,996.01	43,941.02	43,941.02
STLUCIE-Equities Sawgrass	00909Q103	CACI INTERNATIONAL CL A ORD	NA	NA	NA	85.00	01/26/2021	---	21,166.33	0.00	0.00	518.87	21,685.20	21,685.20
STLUCIE-Equities Sawgrass	066739106	ADDUS HOME CARE ORD	NA	NA	NA	202.00	01/27/2021	---	1,832.18	7.07	0.00	347.40	2,179.58	2,179.58
STLUCIE-Equities Sawgrass	00971T101	AKAMAI TECHNOLOGIES ORD	NA	NA	NA	16.00	01/27/2021	---	2,026.48	0.00	0.00	(630.64)	1,395.84	1,395.84
STLUCIE-Equities Sawgrass	01973R101	ALLISON TRANSMISSION HOLDINGS ORD	NA	NA	NA	190.00	01/27/2021	---	2,115.71	0.00	0.00	1,038.29	22,154.00	22,154.00
STLUCIE-Equities Sawgrass	023436108	AMEDISYS ORD	NA	NA	NA	64.00	01/27/2021	---	2,909.12	0.00	0.00	(365.76)	2,543.36	2,543.36
STLUCIE-Equities Sawgrass	02665T306	AMERICAN HOMES 4 RENT CL A REIT ORD	NA	NA	NA	7.00	01/27/2021	---	2,260.51	0.00	0.00	(546.00)	1,714.51	1,714.51
STLUCIE-Equities Sawgrass	031652100	AMKOR TECHNOLOGY ORD	NA	NA	NA	50.00	01/27/2021	---	1,553.25	0.00	0.00	389.25	1,942.50	1,942.50
STLUCIE-Equities Sawgrass	037833100	APPLE ORD	NA	NA	NA	136.00	01/27/2021	---	2,504.44	0.00	0.00	714.68	3,219.12	3,219.12
STLUCIE-Equities Sawgrass	042735100	ARROW ELECTRONICS ORD	NA	NA	NA	340.00	01/27/2021	---	49,228.33	0.00	0.00	(2,661.93)	46,566.40	46,566.40
STLUCIE-Equities Sawgrass	04316A108	ARTISAN PARTNERS ASSET MGMT CL A ORD	NA	NA	NA	26.00	01/27/2021	---	2,311.32	0.00	0.00	216.32	2,527.64	2,527.64
STLUCIE-Equities Sawgrass	05352A100	AVANTOR ORD	NA	NA	NA	44.00	01/27/2021	---	2,229.83	0.00	0.00	(75.24)	2,154.59	2,154.59
STLUCIE-Equities Sawgrass	053807103	AVNET ORD	NA	NA	NA	72.00	01/27/2021	---	3,032.38	0.00	0.00	326.89	2,556.72	2,556.72
STLUCIE-Equities Sawgrass	05500J101	BIS WHOLESALE CLUB HOLD ORD	NA	NA	NA	77.00	01/27/2021	---	3,032.38	0.00	0.00	53.78	3,086.16	3,086.16
STLUCIE-Equities Sawgrass	09215C105	BLACK KNIGHT ORD	NA	NA	NA	45.00	01/27/2021	---	2,622.88	0.00	0.00	198.50	2,821.38	2,821.38
STLUCIE-Equities Sawgrass	097793400	BONANZA CREEK ENERGY ORD	NA	NA	NA	32.00	01/27/2021	---	2,622.88	0.00	0.00	(127.52)	2,495.36	2,495.36
STLUCIE-Equities Sawgrass	099502106	BOOZ ALLEN HAMILTON HOLDING CL A ORD	NA	NA	NA	69.00	01/27/2021	---	1,498.68	0.00	0.00	1,749.15	3,247.83	3,247.83
STLUCIE-Equities Sawgrass	099502106	BOOZ ALLEN HAMILTON HOLDING CL A ORD	NA	NA	NA	20.00	01/27/2021	---	1,948.70	0.00	0.00	(245.10)	1,703.60	1,703.60

ST. LUCIE COUNTY BOARD OF COUNTY COMMISSIONERS  
INVESTMENT PORTFOLIO  
AS OF June 30, 2021

Account	Identifier	Description	S&P Rating	Fitch Rating	Moody's Rating	Current Units	Settle Date	Final Maturity	Book Value	Interest Due	Accrued Balance	Net Unrealized Gain/Loss	Market Value	Market Value + Accrued
STLUCIE-Equities Sawgrass	124805102	CBIZ ORD	NA	NA	NA	48.00	01/27/2021	---	1,287.42	0.00	0.00	285.54	1,572.96	1,572.96
STLUCIE-Equities Sawgrass	126349109	CSG SYSTEMS INTERNATIONAL ORD	NA	NA	NA	40.00	01/27/2021	---	1,830.40	0.00	0.00	56.80	1,887.20	1,887.20
STLUCIE-Equities Sawgrass	127190304	CACI INTERNATIONAL CL A ORD	NA	NA	NA	9.00	01/27/2021	---	2,288.43	0.00	0.00	7.65	2,296.08	2,296.08
STLUCIE-Equities Sawgrass	127203107	CACTUS CL A ORD	NA	NA	NA	14.00	01/27/2021	---	388.85	0.00	0.00	125.23	514.08	514.08
STLUCIE-Equities Sawgrass	133131102	CAMDEN PROPERTY REIT ORD	NA	NA	NA	15.00	01/27/2021	---	1,540.43	12.45	0.00	449.62	1,990.05	1,990.05
STLUCIE-Equities Sawgrass	163599103	CHEMED ORD	NA	NA	NA	4.00	01/27/2021	---	2,212.36	0.00	0.00	(314.36)	1,898.00	1,898.00
STLUCIE-Equities Sawgrass	173761000	CITRIX SYSTEMS ORD	NA	NA	NA	220.00	01/27/2021	---	28,512.00	0.00	0.00	(2,712.60)	25,799.40	25,799.40
STLUCIE-Equities Sawgrass	19247A100	COHEN & STEELES ORD	NA	NA	NA	22.00	01/27/2021	---	1,595.86	0.00	0.00	210.12	1,805.98	1,805.98
STLUCIE-Equities Sawgrass	201723103	COMMERCIAL METALS ORD	NA	NA	NA	61.00	01/27/2021	---	1,302.05	7.32	0.00	571.87	1,873.92	1,873.92
STLUCIE-Equities Sawgrass	21871N101	CORPORATE REIT ORD	NA	NA	NA	241.00	01/27/2021	---	1,620.73	0.00	0.00	902.54	2,523.27	2,523.27
STLUCIE-Equities Sawgrass	22002T108	CORPORATE OFFICE PROP REIT ORD	NA	NA	NA	61.00	01/27/2021	---	1,608.57	16.78	0.00	98.82	1,707.39	1,707.39
STLUCIE-Equities Sawgrass	221006109	CORVEL ORD	NA	NA	NA	23.00	01/27/2021	---	2,385.84	0.00	0.00	703.06	3,088.90	3,088.90
STLUCIE-Equities Sawgrass	224633206	CRAWFORD CL A ORD	NA	NA	NA	195.00	01/27/2021	---	1,548.30	0.00	0.00	220.35	1,768.65	1,768.65
STLUCIE-Equities Sawgrass	257701201	DONEGAL GROUP CL A ORD	NA	NA	NA	99.00	01/27/2021	---	1,410.75	0.00	0.00	31.68	1,442.43	1,442.43
STLUCIE-Equities Sawgrass	29261A100	ENCOMPASS HEALTH ORD	NA	NA	NA	19.00	01/27/2021	---	1,664.59	5.32	0.00	(182.02)	1,482.57	1,482.57
STLUCIE-Equities Sawgrass	29977A105	EVERCORE CL A ORD	NA	NA	NA	19.00	01/27/2021	---	2,166.38	0.00	0.00	508.25	2,674.63	2,674.63
STLUCIE-Equities Sawgrass	314211103	FEDERATED HERMES CL B ORD	NA	NA	NA	53.00	01/27/2021	---	1,591.06	0.00	0.00	206.17	1,797.23	1,797.23
STLUCIE-Equities Sawgrass	31847R102	FIRST AMERICAN FINANCIAL ORD	NA	NA	NA	42.00	01/27/2021	---	2,312.52	0.00	0.00	306.18	2,618.70	2,618.70
STLUCIE-Equities Sawgrass	33767D105	FIRSTCASH ORD	NA	NA	NA	27.00	01/27/2021	---	1,548.59	0.00	0.00	515.29	2,063.88	2,063.88
STLUCIE-Equities Sawgrass	343498101	FLOWERS FOODS ORD	NA	NA	NA	67.00	01/27/2021	---	1,529.61	0.00	0.00	91.79	1,621.40	1,621.40
STLUCIE-Equities Sawgrass	36162I106	GEO GROUP REIT ORD	NA	NA	NA	160.00	01/27/2021	---	1,293.60	0.00	0.00	(154.40)	1,139.20	1,139.20
STLUCIE-Equities Sawgrass	371901109	GENTEX ORD	NA	NA	NA	72.00	01/27/2021	---	2,601.72	0.00	0.00	(219.24)	2,382.48	2,382.48
STLUCIE-Equities Sawgrass	388689101	GRAPHIC PACKAGING HOLDING ORD	NA	NA	NA	160.00	01/27/2021	---	2,757.81	12.00	0.00	144.59	2,902.40	2,902.40
STLUCIE-Equities Sawgrass	410345102	HANESBRANDS ORD	NA	NA	NA	144.00	01/27/2021	---	2,283.12	0.00	0.00	405.36	2,688.48	2,688.48
STLUCIE-Equities Sawgrass	410867105	HANOVER INSURANCE GROUP ORD	NA	NA	NA	13.00	01/27/2021	---	1,515.54	0.00	0.00	247.78	1,763.32	1,763.32
STLUCIE-Equities Sawgrass	4219106108	HEALTHCARE SERVICES GROUP ORD	NA	NA	NA	70.00	01/27/2021	---	2,166.13	0.00	0.00	43.77	2,209.90	2,209.90
STLUCIE-Equities Sawgrass	431475102	HILL ROM HOLDINGS ORD	NA	NA	NA	17.00	01/27/2021	---	1,743.35	0.00	0.00	187.68	1,931.03	1,931.03
STLUCIE-Equities Sawgrass	441593100	HOULIHAN LOK CL A ORD	NA	NA	NA	30.00	01/27/2021	---	2,119.80	0.00	0.00	333.90	2,453.70	2,453.70
STLUCIE-Equities Sawgrass	460690100	INTERPUBLIC GROUP OF COMPANIES ORD	NA	NA	NA	98.00	01/27/2021	---	2,418.15	0.00	0.00	765.87	3,184.02	3,184.02
STLUCIE-Equities Sawgrass	46284V101	IRON MOUNTAIN ORD	NA	NA	NA	55.00	01/27/2021	---	1,777.33	34.02	0.00	550.27	2,327.60	2,327.60
STLUCIE-Equities Sawgrass	466313103	JABIL ORD	NA	NA	NA	69.00	01/27/2021	---	3,086.37	0.00	0.00	923.91	4,010.28	4,010.28
STLUCIE-Equities Sawgrass	48020Q107	JONES LANG LASALLE ORD	NA	NA	NA	19.00	01/27/2021	---	3,853.87	0.00	0.00	659.87	4,513.74	4,513.74
STLUCIE-Equities Sawgrass	50187A107	LHC GROUP ORD	NA	NA	NA	9.00	01/27/2021	---	2,003.33	0.00	0.00	(200.99)	1,802.34	1,802.34
STLUCIE-Equities Sawgrass	50212V100	LPL FINANCIAL HOLDINGS ORD	NA	NA	NA	13.00	01/27/2021	---	1,486.75	0.00	0.00	267.99	1,754.74	1,754.74
STLUCIE-Equities Sawgrass	552690109	MDU RESOURCES GROUP ORD	NA	NA	NA	66.00	01/27/2021	---	1,844.63	14.03	0.00	273.81	2,068.44	2,068.44
STLUCIE-Equities Sawgrass	55345K103	MRC GLOBAL ORD	NA	NA	NA	140.00	01/27/2021	---	945.70	0.00	0.00	370.30	1,316.00	1,316.00
STLUCIE-Equities Sawgrass	55616P104	MACYS ORD	NA	NA	NA	229.00	01/27/2021	---	3,390.35	0.00	0.00	951.49	4,341.84	4,341.84
STLUCIE-Equities Sawgrass	559079207	MAGELLAN HEALTH ORD	NA	NA	NA	25.00	01/27/2021	---	2,366.75	0.00	0.00	335.00	2,701.75	2,701.75
STLUCIE-Equities Sawgrass	56418H100	MANPOWERGROUP ORD	NA	NA	NA	30.00	01/27/2021	---	2,813.55	0.00	0.00	753.75	3,567.30	3,567.30
STLUCIE-Equities Sawgrass	565849106	MARATHON OIL ORD	NA	NA	NA	211.00	01/27/2021	---	1,684.84	0.00	0.00	1,188.98	2,873.82	2,873.82
STLUCIE-Equities Sawgrass	566324109	MARCUS & MILLICHAIP INC. ORD	NA	NA	NA	43.00	01/27/2021	---	1,711.88	0.00	0.00	(40.47)	1,671.41	1,671.41
STLUCIE-Equities Sawgrass	589400100	MERCURY GENERAL ORD	NA	NA	NA	40.00	01/27/2021	---	2,097.60	0.00	0.00	500.40	2,598.00	2,598.00
STLUCIE-Equities Sawgrass	60783X104	MODIVARE ORD	NA	NA	NA	19.00	01/27/2021	---	3,162.98	0.00	0.00	68.35	3,231.33	3,231.33
STLUCIE-Equities Sawgrass	60855R100	MOLINA HEALTHCARE ORD	NA	NA	NA	10.00	01/27/2021	---	2,258.25	0.00	0.00	272.35	2,530.60	2,530.60
STLUCIE-Equities Sawgrass	635906100	NATIONAL HEALTHCARE ORD	NA	NA	NA	19.00	01/27/2021	---	1,301.82	9.88	0.00	26.28	1,328.10	1,328.10
STLUCIE-Equities Sawgrass	637372202	NATIONAL RESEARCH ORD	NA	NA	NA	27.00	01/27/2021	---	1,280.19	3.24	0.00	(40.89)	1,239.30	1,239.30
STLUCIE-Equities Sawgrass	65342T106	NI HOLDINGS ORD	NA	NA	NA	109.00	01/27/2021	---	1,886.91	0.00	0.00	185.18	2,072.09	2,072.09
STLUCIE-Equities Sawgrass	703395103	PATTERSON COMPANIES ORD	NA	NA	NA	65.00	01/27/2021	---	2,096.37	0.00	0.00	(121.02)	1,975.35	1,975.35
STLUCIE-Equities Sawgrass	74340E103	PROGYNY ORD	NA	NA	NA	36.00	01/27/2021	---	1,721.88	0.00	0.00	402.12	2,124.00	2,124.00
STLUCIE-Equities Sawgrass	745867101	PULTEGROUP ORD	NA	NA	NA	105.00	01/27/2021	---	5,200.35	14.70	0.00	529.50	5,729.85	5,729.85
STLUCIE-Equities Sawgrass	74915M100	QURATE RETAIL SRS A ORD	NA	NA	NA	209.00	01/27/2021	---	2,532.04	0.00	0.00	203.77	2,735.81	2,735.81
STLUCIE-Equities Sawgrass	749397105	RI RCM ORD	NA	NA	NA	95.00	01/27/2021	---	2,544.58	0.00	0.00	(431.78)	2,112.80	2,112.80
STLUCIE-Equities Sawgrass	783549108	RYDER SYSTEM ORD	NA	NA	NA	25.00	01/27/2021	---	1,693.50	0.00	0.00	164.75	1,858.25	1,858.25
STLUCIE-Equities Sawgrass	784117103	SEI INVESTMENTS ORD	NA	NA	NA	28.00	01/27/2021	---	1,657.60	0.00	0.00	77.56	1,735.16	1,735.16
STLUCIE-Equities Sawgrass	78648T100	SAFETY INSURANCE GROUP ORD	NA	NA	NA	17.00	01/27/2021	---	1,304.41	0.00	0.00	26.35	1,330.76	1,330.76
STLUCIE-Equities Sawgrass	801056102	SANMINA ORD	NA	NA	NA	70.00	01/27/2021	---	2,414.96	0.00	0.00	312.24	2,727.20	2,727.20
STLUCIE-Equities Sawgrass	81619Q105	SELECT MEDICAL HOLDINGS ORD	NA	NA	NA	66.00	01/27/2021	---	1,854.27	0.00	0.00	2,789.16	2,789.16	2,789.16
STLUCIE-Equities Sawgrass	817565104	SERVICE CORPORATION INTERNATIONAL ORD	NA	NA	NA	37.00	01/27/2021	---	1,916.42	0.00	0.00	66.41	1,982.83	1,982.83
STLUCIE-Equities Sawgrass	83125X103	SLEEP NUMBER ORD	NA	NA	NA	43.00	01/27/2021	---	4,489.63	0.00	0.00	238.22	4,727.85	4,727.85
STLUCIE-Equities Sawgrass	833034101	SNAP ON ORD	NA	NA	NA	11.00	01/27/2021	---	1,973.35	0.00	0.00	484.38	2,457.73	2,457.73
STLUCIE-Equities Sawgrass	846511103	SPARK ENERGY CL A ORD	NA	NA	NA	178.00	01/27/2021	---	1,945.54	0.00	0.00	181.90	2,016.74	2,016.74
STLUCIE-Equities Sawgrass	85208M102	SPROUTS FARMERS MARKET ORD	NA	NA	NA	67.00	01/27/2021	---	1,483.05	0.00	0.00	71.20	1,664.95	1,664.95
STLUCIE-Equities Sawgrass	858119100	STEEL DYNAMICS ORD	NA	NA	NA	82.00	01/27/2021	---	3,150.85	21.32	0.00	1,736.35	4,887.20	4,887.20
STLUCIE-Equities Sawgrass	860372101	STEWART INFO SVC ORD	NA	NA	NA	60.00	01/27/2021	---	3,023.40	0.00	0.00	378.00	3,401.40	3,401.40

ST. LUCIE COUNTY BOARD OF COUNTY COMMISSIONERS  
INVESTMENT PORTFOLIO  
AS OF June 30, 2021

Account	Identifier	Description	S&P Rating	Fitch Rating	Moody's Rating	Current Units	Settle Date	Final Maturity	Book Value	Interest Due	Accrued Balance	Net Unrealized Gain/Loss	Market Value	Market Value + Accrued
STLUCIE-Equities Sawgrass	861896108	STONEX GROUP ORD	NA	NA	NA	27.00	01/27/2021	---	1,523.61	0.00	0.00	114.48	1,638.09	1,638.09
STLUCIE-Equities Sawgrass	87105L104	SWITCH CL A ORD	NA	NA	NA	115.00	01/27/2021	---	1,902.68	0.00	0.00	524.97	2,427.65	2,427.65
STLUCIE-Equities Sawgrass	883203101	TEXTRON ORD	NA	NA	NA	39.00	01/27/2021	---	1,944.74	0.78	0.00	737.29	2,682.03	2,682.03
STLUCIE-Equities Sawgrass	890516107	TOOTSIE ROLL INDUSTRIES ORD	NA	NA	NA	0.00	01/27/2021	---	0.00	4.73	0.00	0.00	0.00	0.00
STLUCIE-Equities Sawgrass	896749108	TRIPLE S MANAGEMENT ORD	NA	NA	NA	56.00	01/27/2021	---	1,378.16	0.00	0.00	(131.04)	1,247.12	1,247.12
STLUCIE-Equities Sawgrass	927107409	VILLAGE SUPER MARKET CL A ORD	NA	NA	NA	62.00	01/27/2021	---	1,349.34	0.00	0.00	108.28	1,457.62	1,457.62
STLUCIE-Equities Sawgrass	948849104	WEIS MARKETS ORD	NA	NA	NA	42.00	01/27/2021	---	1,988.22	0.00	0.00	181.50	2,169.72	2,169.72
STLUCIE-Equities Sawgrass	974250102	WINMARK ORD	NA	NA	NA	10.00	01/27/2021	---	1,816.70	0.00	0.00	104.10	1,920.80	1,920.80
STLUCIE-Equities Sawgrass	981475106	WORLD FUEL SERVICES ORD	NA	NA	NA	47.00	01/27/2021	---	1,523.74	5.64	0.00	(32.43)	1,491.31	1,491.31
STLUCIE-Equities Sawgrass	98421M106	XEROX HOLDINGS ORD	NA	NA	NA	121.00	01/27/2021	---	2,488.99	30.25	0.00	353.30	2,842.29	2,842.29
STLUCIE-Equities Sawgrass	98986T108	ZYNGA CL A ORD	NA	NA	NA	212.00	01/27/2021	---	2,288.54	0.00	0.00	(34.98)	2,253.56	2,253.56
STLUCIE-Equities Sawgrass	G02602103	AMDOCS ORD	NA	NA	NA	38.00	01/27/2021	---	2,687.74	13.68	0.00	251.94	2,939.68	2,939.68
STLUCIE-Equities Sawgrass	G217B108	CUSHMAN AND WAKEFIELD ORD	NA	NA	NA	101.00	01/27/2021	---	1,511.47	0.00	0.00	253.00	1,764.47	1,764.47
STLUCIE-Equities Sawgrass	G392ZB107	GENPACT ORD	NA	NA	NA	31.00	01/27/2021	---	1,283.40	0.00	0.00	140.83	1,408.33	1,408.33
STLUCIE-Equities Sawgrass	G9078F107	TRITON INTERNATIONAL ORD	NA	NA	NA	54.00	01/27/2021	---	2,618.46	0.00	0.00	207.90	2,826.36	2,826.36
STLUCIE-Equities Sawgrass	N72482123	QIAGEN ORD	NA	NA	NA	24.00	01/27/2021	---	1,294.85	0.00	0.00	(133.73)	1,161.12	1,161.12
STLUCIE-Equities Sawgrass	Y1771G102	COSTAMARE ORD	NA	NA	NA	212.00	01/27/2021	---	1,808.36	0.00	0.00	695.36	2,503.72	2,503.72
STLUCIE-Equities Sawgrass	00653Q102	ADAPTHEALTH CL A ORD	NA	NA	NA	60.00	01/28/2021	---	2,308.57	0.00	0.00	(663.97)	1,644.60	1,644.60
STLUCIE-Equities Sawgrass	031652100	AMKOR TECHNOLOGY ORD	NA	NA	NA	14.00	01/28/2021	---	243.18	0.00	0.00	88.20	331.38	331.38
STLUCIE-Equities Sawgrass	156782104	CERNER ORD	NA	NA	NA	150.00	01/28/2021	---	12,191.72	33.00	0.00	(467.72)	11,724.00	11,724.00
STLUCIE-Equities Sawgrass	218352102	CORCEPT THERAPEUTICS ORD	NA	NA	NA	80.00	01/28/2021	---	2,306.06	0.00	0.00	(546.06)	1,760.00	1,760.00
STLUCIE-Equities Sawgrass	388689101	GRAPHIC PACKAGING HOLDING ORD	NA	NA	NA	18.00	01/28/2021	---	306.09	1.35	0.00	20.43	326.52	326.52
STLUCIE-Equities Sawgrass	579780206	MCCORMICK ORD	NA	NA	NA	240.00	01/28/2021	---	23,001.36	0.00	0.00	(1,804.56)	21,196.80	21,196.80
STLUCIE-Equities Sawgrass	87105L104	SWITCH CL A ORD	NA	NA	NA	16.00	01/28/2021	---	265.28	0.00	0.00	72.48	337.76	337.76
STLUCIE-Equities Sawgrass	883203101	TEXTRON ORD	NA	NA	NA	5.00	01/28/2021	---	249.35	0.10	0.00	94.50	343.85	343.85
STLUCIE-Equities Sawgrass	92343V104	VERIZON COMMUNICATIONS ORD	NA	NA	NA	560.00	01/28/2021	---	31,633.72	0.00	0.00	(276.92)	31,376.80	31,376.80
STLUCIE-Equities Sawgrass	Y1771G102	COSTAMARE ORD	NA	NA	NA	39.00	01/28/2021	---	323.31	0.00	0.00	137.28	460.59	460.59
STLUCIE-Equities Sawgrass	127203107	CACTUS CL A ORD	NA	NA	NA	95.00	01/29/2021	---	2,436.48	0.00	0.00	1,051.92	3,488.40	3,488.40
STLUCIE-Equities Sawgrass	46333X108	IRONWOOD PHARMA CL A ORD	NA	NA	NA	725.00	01/29/2021	---	7,356.28	0.00	0.00	1,974.47	9,330.75	9,330.75
STLUCIE-Equities Sawgrass	55345K103	MRC GLOBAL ORD	NA	NA	NA	285.00	01/29/2021	---	1,949.54	0.00	0.00	729.46	2,679.00	2,679.00
STLUCIE-Equities Sawgrass	59001A102	MERITAGE HOMES ORD	NA	NA	NA	25.00	01/29/2021	---	2,354.69	0.00	0.00	(2.69)	2,352.00	2,352.00
STLUCIE-Equities Sawgrass	023436108	AMEDISYS ORD	NA	NA	NA	1.00	02/01/2021	---	287.14	0.00	0.00	(42.21)	244.93	244.93
STLUCIE-Equities Sawgrass	031652100	AMKOR TECHNOLOGY ORD	NA	NA	NA	64.00	02/01/2021	---	1,023.68	0.00	0.00	491.20	1,514.88	1,514.88
STLUCIE-Equities Sawgrass	05352A100	AVANTOR ORD	NA	NA	NA	8.00	02/01/2021	---	178.93	0.00	0.00	54.48	284.08	284.08
STLUCIE-Equities Sawgrass	053807103	AVNET ORD	NA	NA	NA	5.00	02/01/2021	---	178.93	0.00	0.00	21.47	200.40	200.40
STLUCIE-Equities Sawgrass	055500101	BIS WHOLESALE CLUB HOLD ORD	NA	NA	NA	66.00	02/01/2021	---	3,128.40	0.00	0.00	11.88	3,140.28	3,140.28
STLUCIE-Equities Sawgrass	127203107	CACTUS CL A ORD	NA	NA	NA	16.00	02/01/2021	---	411.36	0.00	0.00	176.16	587.52	587.52
STLUCIE-Equities Sawgrass	202173103	COMMERCIAL METALS ORD	NA	NA	NA	9.00	02/01/2021	---	179.96	1.08	0.00	96.52	276.48	276.48
STLUCIE-Equities Sawgrass	22160K105	COSTCO WHOLESALE ORD	NA	NA	NA	100.00	02/01/2021	---	35,689.00	0.00	0.00	3,878.00	39,567.00	39,567.00
STLUCIE-Equities Sawgrass	224633206	CRAWFORD CL A ORD	NA	NA	NA	39.00	02/01/2021	---	309.37	0.00	0.00	44.36	353.73	353.73
STLUCIE-Equities Sawgrass	30231G102	EXXON MOBIL ORD	NA	NA	NA	346.00	02/01/2021	---	16,010.67	0.00	0.00	5,815.01	21,825.68	21,825.68
STLUCIE-Equities Sawgrass	303075105	FACTSET RESEARCH SYSTEMS ORD	NA	NA	NA	1.00	02/01/2021	---	316.89	0.00	0.00	18.72	335.61	335.61
STLUCIE-Equities Sawgrass	31189V109	FATHOM HOLDINGS ORD	NA	NA	NA	77.00	02/01/2021	---	3,014.17	0.00	0.00	(489.34)	2,524.83	2,524.83
STLUCIE-Equities Sawgrass	314211103	FEDERATED HERMES CL B ORD	NA	NA	NA	40.00	02/01/2021	---	1,178.58	0.00	0.00	177.82	1,356.40	1,356.40
STLUCIE-Equities Sawgrass	31847R102	FIRST AMERICAN FINANCIAL ORD	NA	NA	NA	3.00	02/01/2021	---	159.68	0.00	0.00	27.37	187.05	187.05
STLUCIE-Equities Sawgrass	33767D105	FIRSTCASH ORD	NA	NA	NA	16.00	02/01/2021	---	887.60	0.00	0.00	335.44	1,223.04	1,223.04
STLUCIE-Equities Sawgrass	343498101	FLOWERS FOODS ORD	NA	NA	NA	7.00	02/01/2021	---	165.52	0.00	0.00	3.88	169.40	169.40
STLUCIE-Equities Sawgrass	388689101	GRAPHIC PACKAGING HOLDING ORD	NA	NA	NA	32.00	02/01/2021	---	516.64	2.40	0.00	63.84	580.48	580.48
STLUCIE-Equities Sawgrass	460690100	INTERPUBLIC GROUP OF COMPANIES ORD	NA	NA	NA	4.00	02/01/2021	---	99.98	0.00	0.00	29.98	129.96	129.96
STLUCIE-Equities Sawgrass	466313103	JABIL ORD	NA	NA	NA	11.00	02/01/2021	---	460.35	0.00	0.00	178.97	639.32	639.32
STLUCIE-Equities Sawgrass	48020Q107	JONES LANG LASALLE ORD	NA	NA	NA	6.00	02/01/2021	---	926.58	0.00	0.00	246.18	1,172.76	1,172.76
STLUCIE-Equities Sawgrass	552690109	MDU RESOURCES GROUP ORD	NA	NA	NA	7.00	02/01/2021	---	188.09	1.49	0.00	31.29	219.38	219.38
STLUCIE-Equities Sawgrass	55345K103	MRC GLOBAL ORD	NA	NA	NA	29.00	02/01/2021	---	1,988.84	0.00	0.00	73.76	2,062.60	2,062.60
STLUCIE-Equities Sawgrass	565849106	MARATHON OIL ORD	NA	NA	NA	250.00	02/01/2021	---	1,868.75	0.00	0.00	1,536.25	3,405.00	3,405.00
STLUCIE-Equities Sawgrass	56585A102	MARATHON PETROLEUM ORD	NA	NA	NA	124.00	02/01/2021	---	5,472.36	0.00	0.00	2,019.72	7,492.08	7,492.08
STLUCIE-Equities Sawgrass	579780206	MCCORMICK ORD	NA	NA	NA	360.00	02/01/2021	---	32,866.56	0.00	0.00	(1,071.36)	31,795.20	31,795.20
STLUCIE-Equities Sawgrass	589400100	MERCURY GENERAL ORD	NA	NA	NA	2.00	02/01/2021	---	108.91	0.00	0.00	20.99	129.90	129.90
STLUCIE-Equities Sawgrass	635906100	NATIONAL HEALTHCARE ORD	NA	NA	NA	5.00	02/01/2021	---	328.15	2.60	0.00	21.35	349.50	349.50
STLUCIE-Equities Sawgrass	63732202	NATIONAL RESEARCH ORD	NA	NA	NA	4.00	02/01/2021	---	186.08	0.48	0.00	(2.48)	183.60	183.60
STLUCIE-Equities Sawgrass	65342T106	NH HOLDINGS ORD	NA	NA	NA	20.00	02/01/2021	---	343.40	0.00	0.00	36.80	380.20	380.20
STLUCIE-Equities Sawgrass	745867101	PULTEGROUP ORD	NA	NA	NA	2.00	02/01/2021	---	89.24	0.28	0.00	19.90	109.14	109.14
STLUCIE-Equities Sawgrass	74915M100	OURATE RETAIL SRS A ORD	NA	NA	NA	15.00	02/01/2021	---	194.03	0.00	0.00	2.32	196.35	196.35
STLUCIE-Equities Sawgrass	78648T100	SAFETY INSURANCE GROUP ORD	NA	NA	NA	9.00	02/01/2021	---	672.93	0.00	0.00	31.59	704.52	704.52
STLUCIE-Equities Sawgrass	806857108	SCHLUMBERGER ORD	NA	NA	NA	322.00	02/01/2021	---	7,291.17	40.25	0.00	3,016.05	10,307.22	10,307.22

ST. LUCIE COUNTY BOARD OF COUNTY COMMISSIONERS  
 INVESTMENT PORTFOLIO  
 AS OF June 30, 2021

Account	Identifier	Description	S&P Rating	Fitch Rating	Moody's Rating	Current Units	Settle Date	Final Maturity	Book Value	Interest Due	Accrued Balance	Net Unrealized Gain/Loss	Market Value	Market Value + Accrued
STLUCIE-Equities Sawgrass	85208M102	SPROUTS FARMERS MARKET ORD	NA	NA	NA	8.00	02/01/2021	---	190.48	0.00	0.00	8.32	198.80	198.80
STLUCIE-Equities Sawgrass	861896108	SPONEX GROUP ORD	NA	NA	NA	3.00	02/01/2021	---	163.95	0.00	0.00	18.06	182.01	182.01
STLUCIE-Equities Sawgrass	883203101	TEXTRON ORD	NA	NA	NA	17.00	02/01/2021	---	1,169.56	0.34	0.00	375.53	1,169.09	1,169.09
STLUCIE-Equities Sawgrass	981475106	WORLD FUEL SERVICES ORD	NA	NA	NA	10.00	02/01/2021	---	320.90	1.20	0.00	(3.60)	317.30	317.30
STLUCIE-Equities Sawgrass	98421M106	XEROX HOLDINGS ORD	NA	NA	NA	8.00	02/01/2021	---	167.24	2.00	0.00	20.68	187.92	187.92
STLUCIE-Equities Sawgrass	98986T108	ZYNGA CL A ORD	NA	NA	NA	38.00	02/01/2021	---	378.29	0.00	0.00	25.65	403.94	403.94
STLUCIE-Equities Sawgrass	G3922B107	ENSPACT ORD	NA	NA	NA	4.00	02/01/2021	---	155.72	0.00	0.00	26.00	181.72	181.72
STLUCIE-Equities Sawgrass	Y1771G102	CONSTAMARE ORD	NA	NA	NA	86.00	02/01/2021	---	689.72	0.00	0.00	325.94	1,015.66	1,015.66
STLUCIE-Equities Sawgrass	189054109	CLOROX ORD	NA	NA	NA	140.00	02/04/2021	---	28,819.25	0.00	0.00	(3,631.85)	25,187.40	25,187.40
STLUCIE-Equities Sawgrass	22160K105	COSTCO WHOLESALE ORD	NA	NA	NA	150.00	02/04/2021	---	53,481.00	0.00	0.00	5,369.50	59,350.50	59,350.50
STLUCIE-Equities Sawgrass	031162100	AMGEN ORD	NA	NA	NA	120.00	02/05/2021	---	27,861.60	0.00	0.00	1,388.40	29,250.00	29,250.00
STLUCIE-Equities Sawgrass	156782104	CERNER ORD	NA	NA	NA	250.00	02/05/2021	---	20,092.08	55.00	0.00	(532.08)	19,540.00	19,540.00
STLUCIE-Equities Sawgrass	68389X105	ORACLE ORD	NA	NA	NA	540.00	02/05/2021	---	33,634.44	0.00	0.00	8,399.16	42,033.60	42,033.60
STLUCIE-Equities Sawgrass	189054109	CLOROX ORD	NA	NA	NA	130.00	02/08/2021	---	25,701.25	0.00	0.00	(2,312.95)	23,388.30	23,388.30
STLUCIE-Equities Sawgrass	189054109	CLOROX ORD	NA	NA	NA	30.00	02/11/2021	---	2,262.60	0.00	0.00	(442.20)	1,820.40	1,820.40
STLUCIE-Equities Sawgrass	29358P101	ENSGN GROUP ORD	NA	NA	NA	30.00	02/11/2021	---	2,262.60	0.00	0.00	(442.20)	1,820.40	1,820.40
STLUCIE-Equities Sawgrass	695127100	PACIRA BIOSCIENCES ORD	NA	NA	NA	430.00	02/12/2021	---	45,881.86	0.00	0.00	4,256.14	50,138.00	50,138.00
STLUCIE-Equities Sawgrass	00971T101	AKAMAI TECHNOLOGIES ORD	NA	NA	NA	800.00	02/12/2021	---	37,059.60	0.00	0.00	5,340.40	42,400.00	42,400.00
STLUCIE-Equities Sawgrass	17275R102	CISCO SYSTEMS ORD	NA	NA	NA	560.00	02/16/2021	---	42,467.60	123.20	0.00	1,302.00	43,769.60	43,769.60
STLUCIE-Equities Sawgrass	156782104	CERNER ORD	NA	NA	NA	30.00	02/16/2021	---	42,467.60	123.20	0.00	1,302.00	43,769.60	43,769.60
STLUCIE-Equities Sawgrass	243537107	DECKERS OUTDOOR ORD	NA	NA	NA	10.00	02/25/2021	---	3,131.75	0.00	0.00	708.95	3,840.70	3,840.70
STLUCIE-Equities Sawgrass	258278100	DORMAN PRODUCTS ORD	NA	NA	NA	30.00	02/25/2021	---	3,013.80	0.00	0.00	96.30	3,110.10	3,110.10
STLUCIE-Equities Sawgrass	29358P101	ENSGN GROUP ORD	NA	NA	NA	40.00	02/25/2021	---	3,307.08	2.10	0.00	159.72	3,466.80	3,466.80
STLUCIE-Equities Sawgrass	87724P106	TAYLOR MORRISON HOME ORD	NA	NA	NA	110.00	02/25/2021	---	3,056.54	0.00	0.00	(150.34)	2,906.20	2,906.20
STLUCIE-Equities Sawgrass	91529Y106	UNUM ORD	NA	NA	NA	120.00	02/25/2021	---	3,176.23	0.00	0.00	231.77	3,408.00	3,408.00
STLUCIE-Equities Sawgrass	921659108	VANDA PHARMACEUTICALS ORD	NA	NA	NA	170.00	02/25/2021	---	3,171.28	0.00	0.00	485.42	3,656.70	3,656.70
STLUCIE-Equities Sawgrass	002121101	A10 NETWORKS ORD	NA	NA	NA	880.00	02/26/2021	---	8,409.46	0.00	0.00	1,499.34	9,908.80	9,908.80
STLUCIE-Equities Sawgrass	4633X108	IRONWOOD PHARMA CL A ORD	NA	NA	NA	115.00	02/26/2021	---	1,080.77	0.00	0.00	399.28	1,480.05	1,480.05
STLUCIE-Equities Sawgrass	78463M107	SPS COMMERCE ORD	NA	NA	NA	10.00	02/26/2021	---	1,051.36	0.00	0.00	(52.86)	998.50	998.50
STLUCIE-Equities Sawgrass	87724P106	TAYLOR MORRISON HOME ORD	NA	NA	NA	115.00	02/26/2021	---	3,349.20	0.00	0.00	(310.90)	3,038.30	3,038.30
STLUCIE-Equities Sawgrass	127190304	CACI INTERNATIONAL CL A ORD	NA	NA	NA	101.00	03/02/2021	---	22,600.37	0.00	0.00	3,166.75	25,767.12	25,767.12
STLUCIE-Equities Sawgrass	68389X105	ORACLE ORD	NA	NA	NA	267.00	03/02/2021	---	17,568.28	0.00	0.00	3,215.00	20,783.28	20,783.28
STLUCIE-Equities Sawgrass	26210C104	DROBOX CL A ORD	NA	NA	NA	5,060.00	03/05/2021	---	116,219.60	0.00	0.00	37,149.00	153,368.60	153,368.60
STLUCIE-Equities Sawgrass	00922R105	AIR TRANSPORT SERVICES GROUP ORD	NA	NA	NA	131.00	03/11/2021	---	4,024.15	0.00	0.00	(981.02)	3,043.13	3,043.13
STLUCIE-Equities Sawgrass	006739106	ANTARES PHARMA ORD	NA	NA	NA	2,375.00	03/11/2021	---	10,074.51	0.00	0.00	280.49	10,355.00	10,355.00
STLUCIE-Equities Sawgrass	64111Q104	NETGEAR ORD	NA	NA	NA	220.00	03/11/2021	---	8,887.27	0.00	0.00	(456.87)	8,430.40	8,430.40
STLUCIE-Equities Sawgrass	671044105	OSI SYSTEMS ORD	NA	NA	NA	100.00	03/11/2021	---	9,853.40	0.00	0.00	310.60	10,164.00	10,164.00
STLUCIE-Equities Sawgrass	69343T107	PIG PARTNERS CL A ORD	NA	NA	NA	195.00	03/11/2021	---	10,499.58	0.00	0.00	207.42	10,707.00	10,707.00
STLUCIE-Equities Sawgrass	743312100	PROGRESS SOFTWARE ORD	NA	NA	NA	150.00	03/11/2021	---	8,762.09	0.00	0.00	256.66	9,018.75	9,018.75
STLUCIE-Equities Sawgrass	38141G104	GOLDMAN SACHS GROUP ORD	NA	NA	NA	60.00	03/12/2021	---	19,922.40	0.00	0.00	2,849.40	22,771.80	22,771.80
STLUCIE-Equities Sawgrass	68389X105	ORACLE ORD	NA	NA	NA	630.00	03/15/2021	---	41,316.91	0.00	0.00	7,722.29	49,039.20	49,039.20
STLUCIE-Equities Sawgrass	00090Q103	ADT ORD	NA	NA	NA	306.00	03/16/2021	---	2,559.90	10.71	0.00	741.84	3,301.74	3,301.74
STLUCIE-Equities Sawgrass	006739106	ADDUS HOMECARE ORD	NA	NA	NA	24.00	03/16/2021	---	2,468.30	0.00	0.00	(374.54)	2,093.76	2,093.76
STLUCIE-Equities Sawgrass	02665T306	AMERICAN HOMES 4 RENT CL A REIT ORD	NA	NA	NA	101.00	03/16/2021	---	3,114.50	0.00	0.00	(768.27)	2,346.23	2,346.23
STLUCIE-Equities Sawgrass	031652100	AMKOR TECHNOLOGY ORD	NA	NA	NA	266.00	03/16/2021	---	4,067.92	0.00	0.00	(213.14)	3,854.78	3,854.78
STLUCIE-Equities Sawgrass	042735100	ARROW ELECTRONICS ORD	NA	NA	NA	38.00	03/16/2021	---	2,901.03	0.00	0.00	(206.80)	2,694.23	2,694.23
STLUCIE-Equities Sawgrass	04316A108	ARTISAN PARTNERS ASSET MGMT CL A ORD	NA	NA	NA	68.00	03/16/2021	---	3,458.54	0.00	0.00	569.71	4,028.25	4,028.25
STLUCIE-Equities Sawgrass	05352A100	AVANTOR ORD	NA	NA	NA	115.00	03/16/2021	---	3,221.79	0.00	0.00	861.86	4,083.65	4,083.65
STLUCIE-Equities Sawgrass	053807103	AVNET ORD	NA	NA	NA	123.00	03/16/2021	---	4,864.06	0.00	0.00	65.78	4,929.84	4,929.84
STLUCIE-Equities Sawgrass	055501101	BIS WHOLESALE CLUB HOLD ORD	NA	NA	NA	119.00	03/16/2021	---	5,050.60	0.00	0.00	611.42	5,662.02	5,662.02
STLUCIE-Equities Sawgrass	09215C105	BLACK KNIGHT ORD	NA	NA	NA	48.00	03/16/2021	---	3,174.77	0.00	0.00	28.27	3,743.04	3,743.04
STLUCIE-Equities Sawgrass	097793400	BONANZA CREEK ENERGY ORD	NA	NA	NA	105.00	03/16/2021	---	3,767.33	0.00	0.00	1,175.02	4,942.35	4,942.35
STLUCIE-Equities Sawgrass	099502106	BOOZ ALLEN HAMILTON HOLDING CL A ORD	NA	NA	NA	24.00	03/16/2021	---	1,904.28	0.00	0.00	140.04	2,044.32	2,044.32
STLUCIE-Equities Sawgrass	124805102	CBIZ ORD	NA	NA	NA	73.00	03/16/2021	---	2,472.72	0.00	0.00	(80.51)	2,392.21	2,392.21
STLUCIE-Equities Sawgrass	126349109	CSG SYSTEMS INTERNATIONAL ORD	NA	NA	NA	60.00	03/16/2021	---	2,933.10	0.00	0.00	(102.30)	2,830.80	2,830.80
STLUCIE-Equities Sawgrass	127190304	CACI INTERNATIONAL CL A ORD	NA	NA	NA	15.00	03/16/2021	---	3,575.25	0.00	0.00	251.55	3,826.80	3,826.80
STLUCIE-Equities Sawgrass	127203107	CACTUS CL A ORD	NA	NA	NA	100.00	03/16/2021	---	3,295.17	0.00	0.00	376.83	3,672.00	3,672.00
STLUCIE-Equities Sawgrass	133131102	CAMDEN PROPERTY REIT ORD	NA	NA	NA	21.00	03/16/2021	---	2,199.02	17.43	0.00	587.05	2,786.07	2,786.07
STLUCIE-Equities Sawgrass	16359R103	CHEMED ORD	NA	NA	NA	5.00	03/16/2021	---	2,224.73	0.00	0.00	147.77	2,372.50	2,372.50
STLUCIE-Equities Sawgrass	19247A100	COHEN & STEELES ORD	NA	NA	NA	34.00	03/16/2021	---	2,295.25	0.00	0.00	495.81	2,791.06	2,791.06
STLUCIE-Equities Sawgrass	201723103	COMMERCIAL METALS ORD	NA	NA	NA	99.00	03/16/2021	---	2,971.80	11.88	0.00	69.48	3,041.28	3,041.28
STLUCIE-Equities Sawgrass	21871N101	CORECIVIC REIT ORD	NA	NA	NA	364.00	03/16/2021	---	3,046.61	0.00	0.00	764.47	3,811.08	3,811.08

ST. LUCIE COUNTY BOARD OF COUNTY COMMISSIONERS  
INVESTMENT PORTFOLIO  
AS OF June 30, 2021

Account	Identifier	Description	S&P Rating	Fitch Rating	Moody's Rating	Current Units	Settle Date	Final Maturity	Book Value	Interest Due	Accrued Balance	Net Unrealized Gain/Loss	Market Value	Market Value + Accrued
STLUCIE-Equities Sawgrass	22002T108	CORPORATE OFFICE PROP REIT ORD	NA	NA	NA	93.00	03/16/2021	---	2,491.94	25.58	0.00	111.13	2,603.07	2,603.07
STLUCIE-Equities Sawgrass	221006109	CORVEL ORD	NA	NA	NA	35.00	03/16/2021	---	3,730.39	0.00	0.00	970.11	4,700.50	4,700.50
STLUCIE-Equities Sawgrass	224633206	CRAWFORD CL A ORD	NA	NA	NA	327.00	03/16/2021	---	3,521.04	0.00	0.00	(555.15)	2,965.89	2,965.89
STLUCIE-Equities Sawgrass	257701201	DONOGAL GROUP CL A ORD	NA	NA	NA	147.00	03/16/2021	---	2,209.31	0.00	0.00	(67.52)	2,141.79	2,141.79
STLUCIE-Equities Sawgrass	29261A100	ENCOMPASS HEALTH ORD	NA	NA	NA	30.00	03/16/2021	---	2,396.40	8.40	0.00	(55.50)	2,340.90	2,340.90
STLUCIE-Equities Sawgrass	29977A105	EVERCORE CL A ORD	NA	NA	NA	28.00	03/16/2021	---	3,912.47	0.00	0.00	29.09	3,941.56	3,941.56
STLUCIE-Equities Sawgrass	303075105	FACTSET RESEARCH SYSTEMS ORD	NA	NA	NA	15.00	03/16/2021	---	4,700.78	0.00	0.00	(215.27)	5,034.15	5,034.15
STLUCIE-Equities Sawgrass	31189V109	FATHOM HOLDINGS ORD	NA	NA	NA	60.00	03/16/2021	---	2,182.67	0.00	0.00	(215.27)	1,967.40	1,967.40
STLUCIE-Equities Sawgrass	314211103	FEDERATED HERMES CL B ORD	NA	NA	NA	110.00	03/16/2021	---	3,426.50	0.00	0.00	303.60	3,730.10	3,730.10
STLUCIE-Equities Sawgrass	31847R102	FIRST AMERICAN FINANCIAL ORD	NA	NA	NA	66.00	03/16/2021	---	3,838.56	0.00	0.00	276.54	4,115.10	4,115.10
STLUCIE-Equities Sawgrass	33767D105	FIRSTCASH ORD	NA	NA	NA	55.00	03/16/2021	---	3,811.23	0.00	0.00	392.97	4,204.20	4,204.20
STLUCIE-Equities Sawgrass	343498101	FLOWERS FOODS ORD	NA	NA	NA	108.00	03/16/2021	---	2,522.21	0.00	0.00	91.39	2,613.60	2,613.60
STLUCIE-Equities Sawgrass	361621106	GEO GROUP REIT ORD	NA	NA	NA	242.00	03/16/2021	---	1,944.66	0.00	0.00	(221.62)	1,723.04	1,723.04
STLUCIE-Equities Sawgrass	371901109	GENTEX ORD	NA	NA	NA	109.00	03/16/2021	---	4,012.13	0.00	0.00	(405.32)	3,606.81	3,606.81
STLUCIE-Equities Sawgrass	388689101	GRAPHIC PACKAGING HOLDING ORD	NA	NA	NA	283.00	03/16/2021	---	4,987.90	21.23	0.00	145.72	5,133.62	5,133.62
STLUCIE-Equities Sawgrass	410345102	HANESBRANDS ORD	NA	NA	NA	218.00	03/16/2021	---	4,436.67	0.00	0.00	(366.61)	4,070.06	4,070.06
STLUCIE-Equities Sawgrass	410867105	HANOVER INSURANCE GROUP ORD	NA	NA	NA	18.00	03/16/2021	---	2,316.87	0.00	0.00	124.65	2,441.52	2,441.52
STLUCIE-Equities Sawgrass	421906108	HEALTHCARE SERVICES GROUP ORD	NA	NA	NA	104.00	03/16/2021	---	3,068.18	0.00	0.00	215.10	3,283.28	3,283.28
STLUCIE-Equities Sawgrass	431475102	HILL ROM HOLDINGS ORD	NA	NA	NA	25.00	03/16/2021	---	2,684.88	0.00	0.00	154.87	2,839.75	2,839.75
STLUCIE-Equities Sawgrass	460690100	INTERPUBLIC GROUP OF COMPANIES ORD	NA	NA	NA	154.00	03/16/2021	---	4,549.93	0.00	0.00	453.53	5,003.46	5,003.46
STLUCIE-Equities Sawgrass	46284V101	IRON MOUNTAIN ORD	NA	NA	NA	84.00	03/16/2021	---	3,076.78	51.95	0.00	478.10	3,554.88	3,554.88
STLUCIE-Equities Sawgrass	466313103	JABIL ORD	NA	NA	NA	115.00	03/16/2021	---	5,491.81	0.00	0.00	1,191.99	6,683.80	6,683.80
STLUCIE-Equities Sawgrass	48020Q107	JONES LANG LASALLE ORD	NA	NA	NA	34.00	03/16/2021	---	5,954.76	0.00	0.00	690.88	6,645.64	6,645.64
STLUCIE-Equities Sawgrass	494281109	KIMBALL ELECTRONICS ORD	NA	NA	NA	208.00	03/16/2021	---	5,559.15	0.00	0.00	(1,037.23)	4,521.92	4,521.92
STLUCIE-Equities Sawgrass	50187A107	LHC GROUP ORD	NA	NA	NA	13.00	03/16/2021	---	2,512.09	0.00	0.00	91.29	2,603.38	2,603.38
STLUCIE-Equities Sawgrass	50212V100	LPL FINANCIAL HOLDINGS ORD	NA	NA	NA	20.00	03/16/2021	---	2,891.44	22.31	0.00	(191.84)	2,699.60	2,699.60
STLUCIE-Equities Sawgrass	552690109	MDU RESOURCES GROUP ORD	NA	NA	NA	105.00	03/16/2021	---	3,263.40	0.00	0.00	27.30	3,290.70	3,290.70
STLUCIE-Equities Sawgrass	55345K103	MIRC GLOBAL ORD	NA	NA	NA	351.00	03/16/2021	---	3,451.77	0.00	0.00	(152.37)	3,299.40	3,299.40
STLUCIE-Equities Sawgrass	55616P104	MACYS ORD	NA	NA	NA	178.00	03/16/2021	---	3,190.95	0.00	0.00	183.93	3,374.88	3,374.88
STLUCIE-Equities Sawgrass	559079207	MAGELLAN HEALTH ORD	NA	NA	NA	38.00	03/16/2021	---	3,548.82	0.00	0.00	30.78	3,579.60	3,579.60
STLUCIE-Equities Sawgrass	56418H100	MANPOWERGROUP ORD	NA	NA	NA	45.00	03/16/2021	---	4,638.40	0.00	0.00	692.55	5,330.95	5,330.95
STLUCIE-Equities Sawgrass	565849106	MARATHON OIL ORD	NA	NA	NA	516.00	03/16/2021	---	6,371.57	0.00	0.00	656.35	7,027.92	7,027.92
STLUCIE-Equities Sawgrass	566324109	MARCUS & MILLCAP INC. ORD	NA	NA	NA	65.00	03/16/2021	---	2,210.63	0.00	0.00	315.92	2,526.55	2,526.55
STLUCIE-Equities Sawgrass	589400100	MERCURY GENERAL ORD	NA	NA	NA	64.00	03/16/2021	---	4,093.90	0.00	0.00	62.90	4,156.80	4,156.80
STLUCIE-Equities Sawgrass	60783X104	MODIVARE ORD	NA	NA	NA	30.00	03/16/2021	---	4,519.25	0.00	0.00	582.85	5,102.10	5,102.10
STLUCIE-Equities Sawgrass	60855R100	MOLINA HEALTHCARE ORD	NA	NA	NA	15.00	03/16/2021	---	3,473.29	0.00	0.00	322.61	3,795.90	3,795.90
STLUCIE-Equities Sawgrass	635906100	NATIONAL HEALTHCARE ORD	NA	NA	NA	35.00	03/16/2021	---	2,674.99	18.20	0.00	(228.49)	2,446.50	2,446.50
STLUCIE-Equities Sawgrass	637322202	NATIONAL RESEARCH ORD	NA	NA	NA	43.00	03/16/2021	---	2,228.95	5.16	0.00	(255.25)	1,973.70	1,973.70
STLUCIE-Equities Sawgrass	64111Q104	NETGEAR ORD	NA	NA	NA	140.00	03/16/2021	---	6,039.08	0.00	0.00	(674.28)	5,364.80	5,364.80
STLUCIE-Equities Sawgrass	65342T106	NI HOLDINGS ORD	NA	NA	NA	184.00	03/16/2021	---	3,596.19	0.00	0.00	(98.35)	3,497.84	3,497.84
STLUCIE-Equities Sawgrass	703395103	PATTERSON COMPANIES ORD	NA	NA	NA	100.00	03/16/2021	---	3,186.00	0.00	0.00	(147.00)	3,039.00	3,039.00
STLUCIE-Equities Sawgrass	74340E103	PROGYNY ORD	NA	NA	NA	54.00	03/16/2021	---	2,569.86	0.00	0.00	16.14	3,186.00	3,186.00
STLUCIE-Equities Sawgrass	745867101	PULTEGROUP ORD	NA	NA	NA	161.00	03/16/2021	---	7,567.06	22.54	0.00	1,218.71	8,785.77	8,785.77
STLUCIE-Equities Sawgrass	74915M100	QURATE RETAIL SRS A ORD	NA	NA	NA	332.00	03/16/2021	---	4,308.46	0.00	0.00	37.42	4,345.88	4,345.88
STLUCIE-Equities Sawgrass	749397105	RI RCM ORD	NA	NA	NA	145.00	03/16/2021	---	4,037.53	0.00	0.00	(812.73)	3,224.80	3,224.80
STLUCIE-Equities Sawgrass	783549108	RYDER SYSTEM ORD	NA	NA	NA	38.00	03/16/2021	---	3,020.05	0.00	0.00	(195.51)	2,824.54	2,824.54
STLUCIE-Equities Sawgrass	784117103	SEI INVESTMENTS ORD	NA	NA	NA	44.00	03/16/2021	---	2,637.73	0.00	0.00	88.95	2,726.68	2,726.68
STLUCIE-Equities Sawgrass	78648T100	SAFETY INSURANCE GROUP ORD	NA	NA	NA	35.00	03/16/2021	---	2,987.81	0.00	0.00	(248.01)	2,739.80	2,739.80
STLUCIE-Equities Sawgrass	801056102	SANMINA ORD	NA	NA	NA	104.00	03/16/2021	---	4,091.88	0.00	0.00	(40.04)	4,051.84	4,051.84
STLUCIE-Equities Sawgrass	81619Q105	SELECT MEDICAL HOLDINGS ORD	NA	NA	NA	99.00	03/16/2021	---	3,444.21	0.00	0.00	739.53	4,183.74	4,183.74
STLUCIE-Equities Sawgrass	817565104	SERVICE CORPORATION INTERNATIONAL ORD	NA	NA	NA	58.00	03/16/2021	---	2,812.71	0.00	0.00	295.51	3,108.22	3,108.22
STLUCIE-Equities Sawgrass	827048109	SILGAN HOLDINGS ORD	NA	NA	NA	70.00	03/16/2021	---	2,903.60	0.00	0.00	1.40	2,905.00	2,905.00
STLUCIE-Equities Sawgrass	83125X103	SLEEP NUMBER ORD	NA	NA	NA	65.00	03/16/2021	---	9,349.44	0.00	0.00	(2,202.69)	7,146.75	7,146.75
STLUCIE-Equities Sawgrass	833034101	SNAP ON ORD	NA	NA	NA	15.00	03/16/2021	---	3,253.72	0.00	0.00	97.73	3,351.45	3,351.45
STLUCIE-Equities Sawgrass	846511103	SPARK ENERGY CL A ORD	NA	NA	NA	271.00	03/16/2021	---	2,914.39	0.00	0.00	156.04	3,070.43	3,070.43
STLUCIE-Equities Sawgrass	85208M102	SPROUTS FARMERS MARKET ORD	NA	NA	NA	108.00	03/16/2021	---	2,637.40	0.00	0.00	46.40	2,683.80	2,683.80
STLUCIE-Equities Sawgrass	858119100	STEEL DYNAMICS ORD	NA	NA	NA	123.00	03/16/2021	---	6,057.12	31.98	0.00	1,273.68	7,330.80	7,330.80
STLUCIE-Equities Sawgrass	860372101	STEWART INFO SVC ORD	NA	NA	NA	91.00	03/16/2021	---	4,956.03	0.00	0.00	202.76	5,158.79	5,158.79
STLUCIE-Equities Sawgrass	861896108	STONEX GROUP ORD	NA	NA	NA	43.00	03/16/2021	---	2,762.71	0.00	0.00	(153.90)	2,608.81	2,608.81
STLUCIE-Equities Sawgrass	87105L104	SWITCH CL A ORD	NA	NA	NA	203.00	03/16/2021	---	3,015.12	0.00	0.00	1,270.21	4,285.33	4,285.33
STLUCIE-Equities Sawgrass	883203101	TEXTRON ORD	NA	NA	NA	78.00	03/16/2021	---	4,190.18	1.56	0.00	1,173.88	5,364.06	5,364.06
STLUCIE-Equities Sawgrass	890516107	TOOTSIE ROLL INDUSTRIES ORD	NA	NA	NA	0.00	03/16/2021	---	0.00	7.38	0.00	0.00	0.00	0.00
STLUCIE-Equities Sawgrass	896749108	TRIPLE S MANAGEMENT ORD	NA	NA	NA	85.00	03/16/2021	---	2,425.04	0.00	0.00	(532.09)	1,892.95	1,892.95
STLUCIE-Equities Sawgrass	927107409	VILLAGE SUPER MARKET CL A ORD	NA	NA	NA	94.00	03/16/2021	---	2,431.27	0.00	0.00	(221.33)	2,209.94	2,209.94

ST. LUCIE COUNTY BOARD OF COUNTY COMMISSIONERS  
 INVESTMENT PORTFOLIO  
 AS OF June 30, 2021

Account	Identifier	Description	S&P Rating	Fitch Rating	Moody's Rating	Current Units	Settle Date	Final Maturity	Book Value	Interest Due	Accrued Balance	Net Unrealized Gain/Loss	Market Value	Market Value + Accrued
STLUCIE-Equities Sawgrass	948849104	WEIS MARKETS ORD	NA	NA	NA	63.00	03/16/2021	---	3,718.18	0.00	0.00	(463.60)	3,254.58	3,254.58
STLUCIE-Equities Sawgrass	974250102	WINMARK ORD	NA	NA	NA	15.00	03/16/2021	---	2,745.62	0.00	0.00	0.00	2,881.20	2,881.20
STLUCIE-Equities Sawgrass	981475106	WORLD FUEL SERVICES ORD	NA	NA	NA	79.00	03/16/2021	---	2,811.52	9.48	0.00	(304.85)	2,506.67	2,506.67
STLUCIE-Equities Sawgrass	98421M106	XEROX HOLDINGS ORD	NA	NA	NA	188.00	03/16/2021	---	5,022.98	47.00	0.00	(606.86)	4,416.12	4,416.12
STLUCIE-Equities Sawgrass	98986T108	ZYNGA CL A ORD	NA	NA	NA	356.00	03/16/2021	---	3,615.18	0.00	0.00	169.10	3,784.28	3,784.28
STLUCIE-Equities Sawgrass	G02602103	AMDOCS ORD	NA	NA	NA	54.00	03/16/2021	---	4,316.44	19.44	0.00	(139.00)	4,177.44	4,177.44
STLUCIE-Equities Sawgrass	G2717B108	CUSHMAN AND WAKEFIELD ORD	NA	NA	NA	154.00	03/16/2021	---	2,686.68	0.00	0.00	3.70	2,690.38	2,690.38
STLUCIE-Equities Sawgrass	G3922B107	GENPACT ORD	NA	NA	NA	50.00	03/16/2021	---	2,138.39	0.00	0.00	0.00	2,271.50	2,271.50
STLUCIE-Equities Sawgrass	G9078F107	TRITON INTERNATIONAL ORD	NA	NA	NA	84.00	03/16/2021	---	5,136.63	0.00	0.00	(740.07)	4,396.56	4,396.56
STLUCIE-Equities Sawgrass	N72482123	QIAGEN ORD	NA	NA	NA	36.00	03/16/2021	---	1,718.46	0.00	0.00	23.22	1,741.68	1,741.68
STLUCIE-Equities Sawgrass	Y1771G102	COSTAMARE ORD	NA	NA	NA	422.00	03/16/2021	---	4,427.79	0.00	0.00	556.03	4,983.82	4,983.82
STLUCIE-Equities Sawgrass	00287Y109	ABBVIE ORD	NA	NA	NA	670.00	03/19/2021	---	69,556.39	0.00	0.00	5,912.41	75,468.80	75,468.80
STLUCIE-Equities Sawgrass	26210C104	DROBOX CL A ORD	NA	NA	NA	1,520.00	03/19/2021	---	41,816.72	0.00	0.00	4,254.48	46,071.20	46,071.20
STLUCIE-Equities Sawgrass	35671D857	FREEMPT/MCMORAN ORD	NA	NA	NA	1,522.00	03/26/2021	---	50,080.65	0.00	0.00	6,400.77	56,481.42	56,481.42
STLUCIE-Equities Sawgrass	006739106	ADDUS HOME CARE ORD	NA	NA	NA	4.00	03/31/2021	---	425.44	0.00	0.00	(76.48)	348.96	348.96
STLUCIE-Equities Sawgrass	00922R105	AIR TRANSPORT SERVICES GROUP ORD	NA	NA	NA	11.00	03/31/2021	---	319.66	0.00	0.00	(64.13)	255.53	255.53
STLUCIE-Equities Sawgrass	01973R101	ALLISON TRANSMISSION HOLDINGS ORD	NA	NA	NA	6.00	03/31/2021	---	243.36	0.00	0.00	(4.92)	238.44	238.44
STLUCIE-Equities Sawgrass	023436108	AMEDISYS ORD	NA	NA	NA	1.00	03/31/2021	---	265.11	0.00	0.00	(20.18)	244.93	244.93
STLUCIE-Equities Sawgrass	02665T306	AMERICAN HOMES 4 RENT CL A REIT ORD	NA	NA	NA	17.00	03/31/2021	---	573.67	0.00	0.00	86.78	660.45	660.45
STLUCIE-Equities Sawgrass	031652100	AMKOR TECHNOLOGY ORD	NA	NA	NA	19.00	03/31/2021	---	421.52	0.00	0.00	28.21	449.73	449.73
STLUCIE-Equities Sawgrass	042735100	ARROW ELECTRONICS ORD	NA	NA	NA	2.00	03/31/2021	---	215.09	0.00	0.00	12.57	227.66	227.66
STLUCIE-Equities Sawgrass	04316A108	ARTISAN PARTNERS ASSET MGMT CL A ORD	NA	NA	NA	170.00	03/31/2021	---	8,934.44	0.00	0.00	(295.04)	8,639.40	8,639.40
STLUCIE-Equities Sawgrass	04316A108	ARTISAN PARTNERS ASSET MGMT CL A ORD	NA	NA	NA	6.00	03/31/2021	---	308.04	0.00	0.00	(3.12)	304.92	304.92
STLUCIE-Equities Sawgrass	05352A100	AVANTOR ORD	NA	NA	NA	15.00	03/31/2021	---	422.78	0.00	0.00	109.87	532.65	532.65
STLUCIE-Equities Sawgrass	053807103	AVNET ORD	NA	NA	NA	6.00	03/31/2021	---	243.00	0.00	0.00	(2.52)	240.48	240.48
STLUCIE-Equities Sawgrass	05550J101	BIS WHOLESALE CLUB HOLD ORD	NA	NA	NA	6.00	03/31/2021	---	272.79	0.00	0.00	12.69	285.48	285.48
STLUCIE-Equities Sawgrass	05625108	BADGER METER ORD	NA	NA	NA	90.00	03/31/2021	---	8,633.70	0.00	0.00	197.10	8,830.80	8,830.80
STLUCIE-Equities Sawgrass	09215C105	BLACK KNIGHT ORD	NA	NA	NA	8.00	03/31/2021	---	593.72	0.00	0.00	30.12	623.84	623.84
STLUCIE-Equities Sawgrass	097793400	BONANZA CREEK ENERGY ORD	NA	NA	NA	8.00	03/31/2021	---	281.16	0.00	0.00	95.40	376.56	376.56
STLUCIE-Equities Sawgrass	099502106	BOOZ ALLEN HAMILTON HOLDING CL A ORD	NA	NA	NA	8.00	03/31/2021	---	683.48	0.00	0.00	27.96	711.44	711.44
STLUCIE-Equities Sawgrass	125269100	CF INDUSTRIES HOLDINGS ORD	NA	NA	NA	114.00	03/31/2021	---	5,282.76	0.00	0.00	582.54	5,865.30	5,865.30
STLUCIE-Equities Sawgrass	126349109	CSG SYSTEMS INTERNATIONAL ORD	NA	NA	NA	13.00	03/31/2021	---	623.03	0.00	0.00	(9.69)	613.34	613.34
STLUCIE-Equities Sawgrass	127190304	CAC INTERNATIONAL CL A ORD	NA	NA	NA	3.00	03/31/2021	---	745.53	0.00	0.00	19.83	765.36	765.36
STLUCIE-Equities Sawgrass	133131102	CAMDEN PROPERTY REIT ORD	NA	NA	NA	6.00	03/31/2021	---	669.93	4.98	0.00	126.09	796.02	796.02
STLUCIE-Equities Sawgrass	19247A100	COHEN & STEERS ORD	NA	NA	NA	8.00	03/31/2021	---	527.45	0.00	0.00	129.27	656.72	656.72
STLUCIE-Equities Sawgrass	21871N101	CORECIVIC REIT ORD	NA	NA	NA	58.00	03/31/2021	---	530.50	0.00	0.00	76.76	607.26	607.26
STLUCIE-Equities Sawgrass	22002T108	CORPORATE OFFICE PROP REIT ORD	NA	NA	NA	23.00	03/31/2021	---	624.91	6.33	0.00	18.86	643.77	643.77
STLUCIE-Equities Sawgrass	221006109	CORVEL ORD	NA	NA	NA	3.00	03/31/2021	---	319.64	0.00	0.00	83.26	402.90	402.90
STLUCIE-Equities Sawgrass	224633206	CRAWFORD CL A ORD	NA	NA	NA	23.00	03/31/2021	---	247.60	0.00	0.00	(38.99)	208.61	208.61
STLUCIE-Equities Sawgrass	257701201	DONEGAL GROUP CL A ORD	NA	NA	NA	35.00	03/31/2021	---	530.02	0.00	0.00	(20.07)	509.95	509.95
STLUCIE-Equities Sawgrass	26210C104	DROBOX CL A ORD	NA	NA	NA	2,170.00	03/31/2021	---	57,081.85	0.00	0.00	8,690.85	65,772.70	65,772.70
STLUCIE-Equities Sawgrass	2621A100	ENCOMPASS HEALTH ORD	NA	NA	NA	5.00	03/31/2021	---	412.58	1.40	0.00	(22.43)	390.15	390.15
STLUCIE-Equities Sawgrass	31189V109	FATHOM HOLDINGS ORD	NA	NA	NA	14.00	03/31/2021	---	542.57	0.00	0.00	(83.51)	459.06	459.06
STLUCIE-Equities Sawgrass	314211103	FEDERATED HERMES CL B ORD	NA	NA	NA	9.00	03/31/2021	---	281.03	0.00	0.00	24.16	305.19	305.19
STLUCIE-Equities Sawgrass	31847R102	FIRST AMERICAN FINANCIAL ORD	NA	NA	NA	5.00	03/31/2021	---	286.05	0.00	0.00	25.70	311.75	311.75
STLUCIE-Equities Sawgrass	33767D105	FIRSTCASH ORD	NA	NA	NA	5.00	03/31/2021	---	329.77	0.00	0.00	52.43	382.20	382.20
STLUCIE-Equities Sawgrass	343498101	FLOWERS FOODS ORD	NA	NA	NA	18.00	03/31/2021	---	487.67	0.00	0.00	(2.07)	485.60	485.60
STLUCIE-Equities Sawgrass	34960W106	FORTERRA ORD	NA	NA	NA	229.00	03/31/2021	---	5,346.01	0.00	0.00	37.78	5,383.79	5,383.79
STLUCIE-Equities Sawgrass	36162J106	GEO GROUP REIT ORD	NA	NA	NA	168.00	03/31/2021	---	1,351.56	0.00	0.00	(155.40)	1,196.16	1,196.16
STLUCIE-Equities Sawgrass	371901109	GENTEX ORD	NA	NA	NA	8.00	03/31/2021	---	283.52	0.00	0.00	(18.80)	264.72	264.72
STLUCIE-Equities Sawgrass	384313508	GRAFTECH INTERNATIONAL ORD	NA	NA	NA	461.00	03/31/2021	---	5,339.30	0.00	0.00	17.52	5,356.82	5,356.82
STLUCIE-Equities Sawgrass	388689101	GRAPHIC PACKAGING HOLDING ORD	NA	NA	NA	14.00	03/31/2021	---	258.37	1.05	0.00	(4.41)	253.96	253.96
STLUCIE-Equities Sawgrass	410345102	HANESBRANDS ORD	NA	NA	NA	12.00	03/31/2021	---	237.42	0.00	0.00	(13.38)	224.04	224.04
STLUCIE-Equities Sawgrass	410867105	HANOVER INSURANCE GROUP ORD	NA	NA	NA	4.00	03/31/2021	---	526.50	0.00	0.00	16.06	542.56	542.56
STLUCIE-Equities Sawgrass	431475102	HILL ROM HOLDINGS ORD	NA	NA	NA	5.00	03/31/2021	---	557.08	0.00	0.00	10.87	567.95	567.95
STLUCIE-Equities Sawgrass	460690100	INTERPUBLIC GROUP OF COMPANIES ORD	NA	NA	NA	10.00	03/31/2021	---	284.85	0.00	0.00	40.05	324.90	324.90
STLUCIE-Equities Sawgrass	46284V101	IRON MOUNTAIN ORD	NA	NA	NA	12.00	03/31/2021	---	442.62	7.42	0.00	65.22	507.84	507.84
STLUCIE-Equities Sawgrass	46333X108	IRONWOOD PHARMA CL A ORD	NA	NA	NA	65.00	03/31/2021	---	702.73	0.00	0.00	133.82	836.55	836.55
STLUCIE-Equities Sawgrass	466313103	JABIL ORD	NA	NA	NA	9.00	03/31/2021	---	461.57	0.00	0.00	61.51	523.08	523.08
STLUCIE-Equities Sawgrass	50187A107	LHC GROUP ORD	NA	NA	NA	2.00	03/31/2021	---	375.64	0.00	0.00	24.88	400.52	400.52
STLUCIE-Equities Sawgrass	55345K103	MRC GLOBAL ORD	NA	NA	NA	32.00	03/31/2021	---	288.96	0.00	0.00	11.84	300.80	300.80
STLUCIE-Equities Sawgrass	55405W104	MYR GROUP ORD	NA	NA	NA	80.00	03/31/2021	---	5,229.00	0.00	0.00	2,044.60	7,273.60	7,273.60
STLUCIE-Equities Sawgrass	55616P104	MACYS ORD	NA	NA	NA	33.00	03/31/2021	---	527.08	0.00	0.00	98.60	625.68	625.68
STLUCIE-Equities Sawgrass	56418H100	MANPOWERGROUP ORD	NA	NA	NA	4.00	03/31/2021	---	399.98	0.00	0.00	75.66	475.64	475.64



ST. LUCIE COUNTY BOARD OF COUNTY COMMISSIONERS  
INVESTMENT PORTFOLIO  
AS OF June 30, 2021

Account	Identifier	Description	S&P Rating	Fitch Rating	Moody's Rating	Current Units	Settle Date	Final Maturity	Book Value	Interest Due	Accrued Balance	Net Unrealized Gain/Loss	Market Value	Market Value + Accrued
STLUCIE-Equities Sawgrass	563849106	MARATHON OIL ORD	NA	NA	NA	21.00	03/31/2021	---	230.48	0.00	0.00	55.54	286.02	286.02
STLUCIE-Equities Sawgrass	566324109	MARCS & MILLICAP INC. ORD	NA	NA	NA	12.00	03/31/2021	---	398.86	0.00	0.00	67.58	466.44	466.44
STLUCIE-Equities Sawgrass	576323109	MASTEC ORD	NA	NA	NA	60.00	03/31/2021	---	5,213.22	0.00	0.00	1,152.78	6,366.00	6,366.00
STLUCIE-Equities Sawgrass	589400100	MERCURY GENERAL ORD	NA	NA	NA	5.00	03/31/2021	---	303.70	0.00	0.00	21.05	324.75	324.75
STLUCIE-Equities Sawgrass	60783X104	MODIV-CARE ORD	NA	NA	NA	2.00	03/31/2021	---	300.15	0.00	0.00	39.99	340.14	340.14
STLUCIE-Equities Sawgrass	635906100	NATIONAL HEALTHCARE ORD	NA	NA	NA	3.00	03/31/2021	---	231.30	1.56	0.00	(21.60)	209.70	209.70
STLUCIE-Equities Sawgrass	637322202	NATIONAL RESEARCH ORD	NA	NA	NA	19.00	03/31/2021	---	871.72	0.38	0.00	87.10	872.10	872.10
STLUCIE-Equities Sawgrass	64111Q104	NETGEAR ORD	NA	NA	NA	27.00	03/31/2021	---	1,106.71	0.00	0.00	(72.07)	1,034.64	1,034.64
STLUCIE-Equities Sawgrass	64111Q104	NETGEAR ORD	NA	NA	NA	5.00	03/31/2021	---	214.20	0.00	0.00	(22.60)	191.60	191.60
STLUCIE-Equities Sawgrass	653421106	NI HOLDINGS ORD	NA	NA	NA	19.00	03/31/2021	---	373.33	0.00	0.00	(12.14)	361.19	361.19
STLUCIE-Equities Sawgrass	695127100	PACIRA BIOSCIENCES ORD	NA	NA	NA	5.00	03/31/2021	---	356.08	0.00	0.00	(52.68)	303.40	303.40
STLUCIE-Equities Sawgrass	703395103	PATTERSON COMPANIES ORD	NA	NA	NA	10.00	03/31/2021	---	325.68	0.00	0.00	(21.78)	303.90	303.90
STLUCIE-Equities Sawgrass	719405102	PATRONICS ORD	NA	NA	NA	360.00	03/31/2021	---	4,537.94	0.00	0.00	217.66	4,755.60	4,755.60
STLUCIE-Equities Sawgrass	745867101	PULTEGROUP ORD	NA	NA	NA	4.00	03/31/2021	---	207.98	0.56	0.00	10.30	218.28	218.28
STLUCIE-Equities Sawgrass	74762E102	QUANTA SERVICES ORD	NA	NA	NA	62.00	03/31/2021	---	5,240.55	3.72	0.00	374.79	5,615.34	5,615.34
STLUCIE-Equities Sawgrass	74915M100	QUARATE RETAIL SRS A ORD	NA	NA	NA	26.00	03/31/2021	---	301.73	0.00	0.00	38.61	340.34	340.34
STLUCIE-Equities Sawgrass	74967R106	RMR GROUP CL A ORD	NA	NA	NA	235.00	03/31/2021	---	9,282.29	0.00	0.00	(201.89)	9,080.40	9,080.40
STLUCIE-Equities Sawgrass	783549108	RYDER SYSTEM ORD	NA	NA	NA	5.00	03/31/2021	---	370.35	0.00	0.00	1.30	371.65	371.65
STLUCIE-Equities Sawgrass	784117103	SEI INVESTMENTS ORD	NA	NA	NA	4.00	03/31/2021	---	246.48	0.00	0.00	1.40	247.88	247.88
STLUCIE-Equities Sawgrass	78463M107	SPS COMMERCE ORD	NA	NA	NA	10.00	03/31/2021	---	1,001.60	0.00	0.00	(3.10)	998.50	998.50
STLUCIE-Equities Sawgrass	78604T100	SAFETY INSURANCE GROUP ORD	NA	NA	NA	4.00	03/31/2021	---	340.29	0.00	0.00	(27.17)	313.12	313.12
STLUCIE-Equities Sawgrass	801056102	SANMINA ORD	NA	NA	NA	12.00	03/31/2021	---	494.10	0.00	0.00	(26.58)	467.52	467.52
STLUCIE-Equities Sawgrass	81619Q105	SELECT MEDICAL HOLDINGS ORD	NA	NA	NA	8.00	03/31/2021	---	272.29	0.00	0.00	65.79	338.08	338.08
STLUCIE-Equities Sawgrass	817565104	SERVICE CORPORATION INTERNATIONAL ORD	NA	NA	NA	9.00	03/31/2021	---	462.60	0.00	0.00	19.71	482.31	482.31
STLUCIE-Equities Sawgrass	827048109	SILGAN HOLDINGS ORD	NA	NA	NA	7.00	03/31/2021	---	303.21	0.00	0.00	(12.71)	290.50	290.50
STLUCIE-Equities Sawgrass	833034101	SNAP ON ORD	NA	NA	NA	2.00	03/31/2021	---	458.88	0.00	0.00	(12.02)	446.86	446.86
STLUCIE-Equities Sawgrass	846511103	SPARK ENERGY CL A ORD	NA	NA	NA	91.00	03/31/2021	---	956.83	0.00	0.00	74.20	1,031.03	1,031.03
STLUCIE-Equities Sawgrass	860372101	STEWART INFO SVC ORD	NA	NA	NA	5.00	03/31/2021	---	265.13	0.00	0.00	18.32	283.45	283.45
STLUCIE-Equities Sawgrass	87105L104	SWITCH CL A ORD	NA	NA	NA	41.00	03/31/2021	---	647.80	0.00	0.00	217.71	865.51	865.51
STLUCIE-Equities Sawgrass	883203101	TETRIXON ORD	NA	NA	NA	5.00	03/31/2021	---	271.60	0.10	0.00	72.25	343.85	343.85
STLUCIE-Equities Sawgrass	890516107	TOOTSIE ROLL INDUSTRIES ORD	NA	NA	NA	0.00	03/31/2021	---	0.00	1.26	0.00	0.00	0.00	0.00
STLUCIE-Equities Sawgrass	896749108	TRIPLE S MANAGEMENT ORD	NA	NA	NA	6.00	03/31/2021	---	155.46	0.00	0.00	(21.84)	133.62	133.62
STLUCIE-Equities Sawgrass	981475106	WORLD FUEL SERVICES ORD	NA	NA	NA	7.00	03/31/2021	---	248.86	0.84	0.00	(26.75)	222.11	222.11
STLUCIE-Equities Sawgrass	98421M106	XEROX HOLDINGS ORD	NA	NA	NA	17.00	03/31/2021	---	413.53	4.25	0.00	(14.20)	399.33	399.33
STLUCIE-Equities Sawgrass	98986T108	ZYNGA CL A ORD	NA	NA	NA	33.00	03/31/2021	---	333.47	0.00	0.00	17.32	350.79	350.79
STLUCIE-Equities Sawgrass	G02602103	AMDOCS ORD	NA	NA	NA	6.00	03/31/2021	---	491.46	2.16	0.00	(27.30)	464.16	464.16
STLUCIE-Equities Sawgrass	G2717B108	CUSHMAN AND WAKEFIELD ORD	NA	NA	NA	16.00	03/31/2021	---	263.28	0.00	0.00	16.24	279.52	279.52
STLUCIE-Equities Sawgrass	G9087Q102	TRONOX HOLDINGS ORD	NA	NA	NA	291.00	03/31/2021	---	5,124.51	0.00	0.00	1,393.89	6,518.40	6,518.40
STLUCIE-Equities Sawgrass	N72482123	QIAGEN ORD	NA	NA	NA	36.00	03/31/2021	---	1,743.98	0.00	0.00	(2.30)	1,741.68	1,741.68
STLUCIE-Equities Sawgrass	Y1771G102	COSTAMARE ORD	NA	NA	NA	22.00	03/31/2021	---	212.63	0.00	0.00	47.19	259.82	259.82
STLUCIE-Equities Sawgrass	758750103	REGAL BELOIT ORD	NA	NA	NA	45.00	04/16/2021	---	6,492.84	0.00	0.00	(484.89)	6,007.95	6,007.95
STLUCIE-Equities Sawgrass	039653100	ARCOSA ORD	NA	NA	NA	79.00	04/22/2021	---	4,843.93	0.00	0.00	(203.47)	4,640.46	4,640.46
STLUCIE-Equities Sawgrass	26210C104	DROBOX CL A ORD	NA	NA	NA	3,400.00	04/22/2021	---	89,858.94	0.00	0.00	13,195.06	103,054.00	103,054.00
STLUCIE-Equities Sawgrass	412822108	HARLEY DAVIDSON ORD	NA	NA	NA	108.00	04/22/2021	---	5,001.48	0.00	0.00	(52.92)	4,948.56	4,948.56
STLUCIE-Equities Sawgrass	590479135	MESA AIR GROUP ORD	NA	NA	NA	460.00	04/22/2021	---	5,017.59	0.00	0.00	(725.79)	4,291.80	4,291.80
STLUCIE-Equities Sawgrass	156782104	CERNER ORD	NA	NA	NA	590.00	04/29/2021	---	44,634.27	129.80	0.00	1,480.13	46,114.40	46,114.40
STLUCIE-Equities Sawgrass	031162100	AMGEN ORD	NA	NA	NA	270.00	04/30/2021	---	64,676.99	0.00	0.00	1,135.51	65,812.50	65,812.50
STLUCIE-Equities Sawgrass	031652100	AMKOR TECHNOLOGY ORD	NA	NA	NA	485.00	04/30/2021	---	10,080.05	0.00	0.00	1,399.90	11,479.95	11,479.95
STLUCIE-Equities Sawgrass	047649108	ATKORE ORD	NA	NA	NA	135.00	04/30/2021	---	10,450.67	0.00	0.00	(865.67)	9,585.00	9,585.00
STLUCIE-Equities Sawgrass	30212W100	EXP WORLD HOLDINGS ORD	NA	NA	NA	142.00	04/30/2021	---	5,054.73	0.00	0.00	450.61	5,505.34	5,505.34
STLUCIE-Equities Sawgrass	384313508	GRAFTECH INTERNATIONAL ORD	NA	NA	NA	575.00	04/30/2021	---	7,380.53	0.00	0.00	(699.03)	6,681.50	6,681.50
STLUCIE-Equities Sawgrass	74915M100	QUARATE RETAIL SRS A ORD	NA	NA	NA	130.00	04/30/2021	---	1,637.83	0.00	0.00	63.87	1,701.70	1,701.70
STLUCIE-Equities Sawgrass	92346J108	VERICEL ORD	NA	NA	NA	25.00	04/30/2021	---	1,577.82	0.00	0.00	(265.32)	1,312.50	1,312.50
STLUCIE-Equities Sawgrass	177376100	CITRIX SYSTEMS ORD	NA	NA	NA	490.00	05/03/2021	---	61,220.16	0.00	0.00	(3,757.86)	57,462.30	57,462.30
STLUCIE-Equities Sawgrass	004397105	ACCURAY ORD	NA	NA	NA	930.00	05/10/2021	---	4,203.88	0.00	0.00	(0.28)	4,203.60	4,203.60
STLUCIE-Equities Sawgrass	031652100	AMKOR TECHNOLOGY ORD	NA	NA	NA	40.00	05/10/2021	---	784.35	0.00	0.00	162.45	946.80	946.80
STLUCIE-Equities Sawgrass	039653100	ARCOSA ORD	NA	NA	NA	30.00	05/10/2021	---	1,939.88	0.00	0.00	(177.68)	1,762.20	1,762.20
STLUCIE-Equities Sawgrass	04316A108	ARTISAN PARTNERS ASSET MGMT CL A ORD	NA	NA	NA	5.00	05/10/2021	---	279.80	0.00	0.00	(25.70)	254.10	254.10
STLUCIE-Equities Sawgrass	089302103	BIG LOTS ORD	NA	NA	NA	105.00	05/10/2021	---	7,332.05	0.00	0.00	(401.00)	6,931.05	6,931.05
STLUCIE-Equities Sawgrass	14888U101	CATALYST PHARMACEUTICALS ORD	NA	NA	NA	1,065.00	05/10/2021	---	4,994.96	0.00	0.00	1,128.79	6,123.75	6,123.75
STLUCIE-Equities Sawgrass	254543101	DIODES ORD	NA	NA	NA	115.00	05/10/2021	---	8,161.69	0.00	0.00	1,011.86	9,173.55	9,173.55
STLUCIE-Equities Sawgrass	37247D106	GENWORTH FINANCIAL CL A ORD	NA	NA	NA	655.00	05/10/2021	---	2,819.78	0.00	0.00	(265.28)	2,554.50	2,554.50
STLUCIE-Equities Sawgrass	48123V102	J2 GLOBAL ORD	NA	NA	NA	75.00	05/10/2021	---	8,813.07	0.00	0.00	1,503.18	10,316.25	10,316.25
STLUCIE-Equities Sawgrass	505336107	LA Z BOY ORD	NA	NA	NA	115.00	05/10/2021	---	5,057.65	0.00	0.00	(798.05)	4,259.60	4,259.60



ST. LUCIE COUNTY BOARD OF COUNTY COMMISSIONERS  
INVESTMENT PORTFOLIO  
AS OF June 30, 2021

Account	Identifier	Description	S&P Rating	Fitch Rating	Moody's Rating	Current Units	Settle Date	Final Maturity	Book Value	Interest Due	Accrued Balance	Net Unrealized Gain/Loss	Market Value	Market Value + Accrued
STLUCIE-Equities Sawgrass	74044104	PREFORMED LINE PRODUCTS ORD	NA	NA	NA	50.00	05/10/2021	---	3,395.73	10.00	0.00	314.27	3,710.00	3,710.00
STLUCIE-Equities Sawgrass	74164F103	PRIMORIS SERVICES ORD	NA	NA	NA	165.00	05/10/2021	---	5,365.62	9.90	0.00	(509.67)	4,855.95	4,855.95
STLUCIE-Equities Sawgrass	74915M100	QURATE RETAIL SRS A ORD	NA	NA	NA	475.00	05/10/2021	---	5,600.58	0.00	0.00	617.17	6,217.75	6,217.75
STLUCIE-Equities Sawgrass	860372101	STEWART INFO SVC ORD	NA	NA	NA	80.00	05/10/2021	---	4,806.51	0.00	0.00	(271.31)	4,535.20	4,535.20
STLUCIE-Equities Sawgrass	87724P106	TAYLOR MORRISON HOME ORD	NA	NA	NA	5.00	05/10/2021	---	135.28	0.00	0.00	(21.18)	132.10	132.10
STLUCIE-Equities Sawgrass	04316A108	ARTISAN PARTNERS ASSET MGMT CL A ORD	NA	NA	NA	30.00	05/28/2021	---	1,509.75	0.00	0.00	14.85	1,524.60	1,524.60
STLUCIE-Equities Sawgrass	13462K109	CAMPING WORLD CL A ORD	NA	NA	NA	85.00	05/28/2021	---	3,553.36	0.00	0.00	(69.21)	3,484.15	3,484.15
STLUCIE-Equities Sawgrass	254543101	DIODES ORD	NA	NA	NA	20.00	05/28/2021	---	1,502.62	0.00	0.00	92.78	1,595.40	1,595.40
STLUCIE-Equities Sawgrass	466367109	JACK IN THE BOX ORD	NA	NA	NA	85.00	05/28/2021	---	9,723.74	0.00	0.00	(251.34)	9,472.40	9,472.40
STLUCIE-Equities Sawgrass	825690100	SHUTTERSTOCK ORD	NA	NA	NA	40.00	05/28/2021	---	3,648.76	0.00	0.00	278.04	3,926.80	3,926.80
STLUCIE-Equities Sawgrass	278865100	TRIPOINTE HOMES ORD	NA	NA	NA	340.00	05/28/2021	---	8,129.54	0.00	0.00	(843.34)	7,286.20	7,286.20
STLUCIE-Equities Sawgrass	87265H109	TAYLOR MORRISON HOME ORD	NA	NA	NA	35.00	05/28/2021	---	1,040.00	0.00	0.00	(115.30)	924.70	924.70
STLUCIE-Equities Sawgrass	87724P106	WORLD WRESTLING ENTERTAINM CL A ORD	NA	NA	NA	105.00	05/28/2021	---	5,992.76	0.00	0.00	85.69	6,078.45	6,078.45
STLUCIE-Equities Sawgrass	278865100	ECOLAB ORD	NA	NA	NA	250.00	06/08/2021	---	53,759.80	120.00	0.00	(2,267.30)	51,492.50	51,492.50
STLUCIE-Equities Sawgrass	278865100	ECOLAB ORD	NA	NA	NA	210.00	06/10/2021	---	44,506.98	100.80	0.00	(1,253.28)	43,253.70	43,253.70
STLUCIE-Equities Sawgrass	49338L103	KEYSIGHT TECHNOLOGIES ORD	NA	NA	NA	850.00	06/21/2021	---	127,819.52	0.00	0.00	3,428.98	131,248.50	131,248.50
STLUCIE-Equities Sawgrass	345370860	FORD MOTOR ORD	NA	NA	NA	2,108.00	06/24/2021	---	31,567.30	0.00	0.00	(242.42)	31,324.88	31,324.88
STLUCIE-Equities Sawgrass	65960L103	MEDTRONIC ORD	NA	NA	NA	682.00	06/24/2021	---	86,094.04	429.66	0.00	(1,437.38)	84,656.66	84,656.66
STLUCIE-Equities Sawgrass	09222R105	AIR TRANSPORT SERVICES GROUP ORD	NA	NA	NA	139.00	06/30/2021	---	3,209.26	0.00	0.00	19.71	3,228.97	3,228.97
STLUCIE-Equities Sawgrass	013091103	ALBERTSONS COMPANIES CL A ORD	NA	NA	NA	263.00	06/30/2021	---	5,262.87	0.00	0.00	(92.29)	5,170.58	5,170.58
STLUCIE-Equities Sawgrass	023436108	AMEDISYS ORD	NA	NA	NA	4.00	06/30/2021	---	1,020.67	0.00	0.00	(40.95)	979.72	979.72
STLUCIE-Equities Sawgrass	03852U106	ARAMARK ORD	NA	NA	NA	184.00	06/30/2021	---	6,863.02	0.00	0.00	(9.02)	6,854.00	6,854.00
STLUCIE-Equities Sawgrass	039653100	ARCOSA ORD	NA	NA	NA	26.00	06/30/2021	---	1,541.28	0.00	0.00	(14.04)	1,527.24	1,527.24
STLUCIE-Equities Sawgrass	05352A100	AVANTOR ORD	NA	NA	NA	30.00	06/30/2021	---	1,072.93	0.00	0.00	(7.63)	1,065.30	1,065.30
STLUCIE-Equities Sawgrass	055501101	BIS WHOLESALE CLUB HOLD ORD	NA	NA	NA	26.00	06/30/2021	---	1,215.74	0.00	0.00	21.34	1,237.08	1,237.08
STLUCIE-Equities Sawgrass	125269100	CF INDUSTRIES HOLDINGS ORD	NA	NA	NA	12.00	06/30/2021	---	595.44	0.00	0.00	21.96	617.40	617.40
STLUCIE-Equities Sawgrass	126349109	CSG SYSTEMS INTERNATIONAL ORD	NA	NA	NA	14.00	06/30/2021	---	657.16	0.00	0.00	3.36	660.52	660.52
STLUCIE-Equities Sawgrass	16359R103	CHEMED ORD	NA	NA	NA	3.00	06/30/2021	---	1,461.03	0.00	0.00	(37.53)	1,423.50	1,423.50
STLUCIE-Equities Sawgrass	191098102	COCA COLA CONSOLIDATED ORD	NA	NA	NA	14.00	06/30/2021	---	5,636.30	0.00	0.00	(6.48)	5,629.82	5,629.82
STLUCIE-Equities Sawgrass	221006109	CORVEL ORD	NA	NA	NA	5.00	06/30/2021	---	659.90	0.00	0.00	11.60	671.50	671.50
STLUCIE-Equities Sawgrass	234264109	DAKTRONICS ORD	NA	NA	NA	806.00	06/30/2021	---	5,260.60	0.00	0.00	50.94	5,311.54	5,311.54
STLUCIE-Equities Sawgrass	257701201	DONEGAL GROUP CL A ORD	NA	NA	NA	68.00	06/30/2021	---	994.16	0.00	0.00	(3.40)	990.76	990.76
STLUCIE-Equities Sawgrass	29261A100	ENCOMPASS HEALTH ORD	NA	NA	NA	5.00	06/30/2021	---	401.51	1.40	0.00	(11.36)	390.15	390.15
STLUCIE-Equities Sawgrass	30212W100	EXP WORLD HOLDINGS ORD	NA	NA	NA	12.00	06/30/2021	---	479.28	0.00	0.00	(14.04)	465.24	465.24
STLUCIE-Equities Sawgrass	343498101	FLOWERS FOODS ORD	NA	NA	NA	92.00	06/30/2021	---	2,230.93	0.00	0.00	(4.53)	2,226.40	2,226.40
STLUCIE-Equities Sawgrass	34960W106	FORTERRA ORD	NA	NA	NA	42.00	06/30/2021	---	986.58	0.00	0.00	0.84	987.42	987.42
STLUCIE-Equities Sawgrass	371901109	GENTEX ORD	NA	NA	NA	33.00	06/30/2021	---	1,091.18	0.00	0.00	0.79	1,091.97	1,091.97
STLUCIE-Equities Sawgrass	372284208	GENIE ENERGY CL B ORD	NA	NA	NA	824.00	06/30/2021	---	5,174.56	0.00	0.00	33.12	5,207.68	5,207.68
STLUCIE-Equities Sawgrass	384313508	GRAFTECH INTERNATIONAL ORD	NA	NA	NA	537.00	06/30/2021	---	6,307.01	0.00	0.00	(67.07)	6,239.94	6,239.94
STLUCIE-Equities Sawgrass	388689101	GRAPHIC PACKAGING HOLDING ORD	NA	NA	NA	35.00	06/30/2021	---	634.78	0.00	0.00	0.12	634.90	634.90
STLUCIE-Equities Sawgrass	410345102	HANESBRANDS ORD	NA	NA	NA	47.00	06/30/2021	---	886.78	0.00	0.00	(9.29)	877.49	877.49
STLUCIE-Equities Sawgrass	412821108	HARLEY DAVIDSON ORD	NA	NA	NA	53.00	06/30/2021	---	2,469.74	0.00	0.00	(41.28)	2,428.46	2,428.46
STLUCIE-Equities Sawgrass	421906108	HEALTHCARE SERVICES GROUP ORD	NA	NA	NA	38.00	06/30/2021	---	1,232.88	0.00	0.00	(33.22)	1,199.66	1,199.66
STLUCIE-Equities Sawgrass	42222N103	HEALTHSTREAM ORD	NA	NA	NA	262.00	06/30/2021	---	7,313.10	0.00	0.00	7.18	7,320.28	7,320.28
STLUCIE-Equities Sawgrass	460690100	INTERPUBLIC GROUP OF COMPANIES ORD	NA	NA	NA	24.00	06/30/2021	---	771.60	0.00	0.00	8.16	779.76	779.76
STLUCIE-Equities Sawgrass	46284V101	IRON MOUNTAIN ORD	NA	NA	NA	54.00	06/30/2021	---	2,336.79	0.00	0.00	(51.51)	2,285.28	2,285.28
STLUCIE-Equities Sawgrass	466313103	JABIL ORD	NA	NA	NA	9.00	06/30/2021	---	525.24	0.00	0.00	(2.16)	523.08	523.08
STLUCIE-Equities Sawgrass	49428J109	KIMBALL ELECTRONICS ORD	NA	NA	NA	32.00	06/30/2021	---	695.01	0.00	0.00	0.67	695.68	695.68
STLUCIE-Equities Sawgrass	55616P104	MACYS ORD	NA	NA	NA	214.00	06/30/2021	---	4,161.49	0.00	0.00	(104.05)	4,057.44	4,057.44
STLUCIE-Equities Sawgrass	566324109	MARCUS & MILLICHAP INC. ORD	NA	NA	NA	16.00	06/30/2021	---	632.10	0.00	0.00	(10.18)	621.92	621.92
STLUCIE-Equities Sawgrass	579063108	MCAFEE CL A ORD	NA	NA	NA	183.00	06/30/2021	---	5,188.91	0.00	0.00	(61.25)	5,127.66	5,127.66
STLUCIE-Equities Sawgrass	589400100	MERCURY GENERAL ORD	NA	NA	NA	104.00	06/30/2021	---	1,259.00	0.00	0.00	40.00	1,299.00	1,299.00
STLUCIE-Equities Sawgrass	590479135	MESA AIR GROUP ORD	NA	NA	NA	118.00	06/30/2021	---	5,449.24	0.00	0.00	(67.26)	5,381.98	5,381.98
STLUCIE-Equities Sawgrass	62886E108	NCR ORD	NA	NA	NA	10.00	06/30/2021	---	698.20	5.20	0.00	0.80	699.00	699.00
STLUCIE-Equities Sawgrass	635906100	NATIONAL HEALTHCARE ORD	NA	NA	NA	11.00	06/30/2021	---	514.25	1.32	0.00	(9.35)	504.90	504.90
STLUCIE-Equities Sawgrass	637372202	NATIONAL RESEARCH ORD	NA	NA	NA	19.00	06/30/2021	---	745.75	0.00	0.00	(17.67)	728.08	728.08
STLUCIE-Equities Sawgrass	64111Q104	NETGEAR ORD	NA	NA	NA	80.00	06/30/2021	---	6,150.09	16.00	0.00	(214.09)	5,936.00	5,936.00
STLUCIE-Equities Sawgrass	740441104	PREFORMED LINE PRODUCTS ORD	NA	NA	NA	112.00	06/30/2021	---	5,232.79	0.00	0.00	(52.79)	5,180.00	5,180.00
STLUCIE-Equities Sawgrass	743312100	PROGRESS SOFTWARE ORD	NA	NA	NA	19.00	06/30/2021	---	1,729.57	1.14	0.00	(8.74)	1,720.83	1,720.83
STLUCIE-Equities Sawgrass	74762E102	QUANTA SERVICES ORD	NA	NA	NA	61.00	06/30/2021	---	790.93	0.00	0.00	7.56	798.49	798.49
STLUCIE-Equities Sawgrass	74915M100	QURATE RETAIL SRS A ORD	NA	NA	NA	16.00	06/30/2021	---	1,167.36	0.00	0.00	21.92	1,189.28	1,189.28
STLUCIE-Equities Sawgrass	783549108	RYDER SYSTEM ORD	NA	NA	NA	14.00	06/30/2021	---	871.50	0.00	0.00	(3.92)	867.58	867.58
STLUCIE-Equities Sawgrass	784117103	SEI INVESTMENTS ORD	NA	NA	NA	24.00	06/30/2021	---	1,283.28	0.00	0.00	2.88	1,286.16	1,286.16
STLUCIE-Equities Sawgrass	817565104	SERVICE CORPORATION INTERNATIONAL ORD	NA	NA	NA	24.00	06/30/2021	---	1,283.28	0.00	0.00	2.88	1,286.16	1,286.16

ST. LUCIE COUNTY BOARD OF COUNTY COMMISSIONERS  
 INVESTMENT PORTFOLIO  
 AS OF June 30, 2021

Account	Identifier	Description	S&P Rating	Fitch Rating	Moody's Rating	Current Units	Settle Date	Final Maturity	Book Value	Interest Due	Accrued Balance	Net Unrealized Gain/Loss	Market Value	Market Value + Accrued
STLUCIE-Equities Sawgrass	860372101	STEWART INFO SVC ORD	NA	NA	NA	12.00	06/30/2021	---	670.08	0.00	0.00	10.20	680.28	680.28
STLUCIE-Equities Sawgrass	896749108	TRIPLE S MANAGEMENT ORD	NA	NA	NA	58.00	06/30/2021	---	1,326.67	0.00	0.00	(35.01)	1,291.66	1,291.66
STLUCIE-Equities Sawgrass	92537N108	VERTIV HOLDINGS CL A ORD	NA	NA	NA	218.00	06/30/2021	---	5,889.01	0.00	0.00	62.39	5,951.40	5,951.40
STLUCIE-Equities Sawgrass	98986T108	ZYNGA CL A ORD	NA	NA	NA	113.00	06/30/2021	---	1,225.42	0.00	0.00	(24.23)	1,201.19	1,201.19
STLUCIE-Equities Sawgrass	G01761109	ALLEGION ORD	NA	NA	NA	38.00	06/30/2021	---	5,282.35	0.00	0.00	11.05	5,293.40	5,293.40
STLUCIE-Equities Sawgrass	G02602103	AMDOCS ORD	NA	NA	NA	9.00	06/30/2021	---	704.43	3.24	0.00	(8.19)	696.24	696.24
STLUCIE-Equities Sawgrass	N72482123	QIAGEN ORD	NA	NA	NA	18.00	06/30/2021	---	885.60	0.00	0.00	(14.76)	870.84	870.84
STLUCIE-Equities Sawgrass	46429B689	ISHARES:MSCI MV EAFE MVF	NA	NA	NA	6,569.00	07/22/2016	---	438,152.30	0.00	0.00	58,069.96	496,222.26	496,222.26
STLUCIE-Equities Sawgrass	464287630	ISHARES:RUSS 2000 VL ETF	NA	NA	NA	876.00	12/08/2016	---	102,229.11	0.00	0.00	42,985.41	145,214.52	145,214.52
STLUCIE-Equities Sawgrass	46429B689	ISHARES:MSCI MV EAFE MVF	NA	NA	NA	482.00	12/08/2016	---	29,879.08	0.00	0.00	6,531.20	36,410.28	36,410.28
STLUCIE-Equities Sawgrass	922042775	VANGUARD FTSE XUS ETF	NA	NA	NA	12,420.00	12/08/2016	---	547,722.00	0.00	0.00	239,581.80	787,303.80	787,303.80
STLUCIE-Equities Sawgrass	922042858	VANGUARD EM ST I ETF	NA	NA	NA	2,308.00	12/08/2016	---	83,272.41	0.00	0.00	42,075.07	125,347.48	125,347.48
STLUCIE-Equities Sawgrass	922042858	VANGUARD EM ST I ETF	NA	NA	NA	560.00	12/14/2016	---	20,572.05	0.00	0.00	9,841.55	30,413.60	30,413.60
STLUCIE-Equities Sawgrass	46429B689	ISHARES:MSCI MV EAFE MVF	NA	NA	NA	320.00	05/30/2018	---	23,632.00	0.00	0.00	540.80	24,172.80	24,172.80
STLUCIE-Equities Sawgrass	922042775	VANGUARD FTSE XUS ETF	NA	NA	NA	540.00	05/30/2018	---	29,314.93	0.00	0.00	4,915.67	34,230.60	34,230.60
STLUCIE-Equities Sawgrass	922042858	VANGUARD EM ST I ETF	NA	NA	NA	130.00	05/30/2018	---	5,869.50	0.00	0.00	1,190.80	7,060.30	7,060.30
STLUCIE-Equities Sawgrass	464287630	ISHARES:RUSS 2000 VL ETF	NA	NA	NA	130.00	12/20/2019	---	16,679.00	0.00	0.00	4,871.10	21,550.10	21,550.10
STLUCIE-Equities Sawgrass	46429B689	ISHARES:MSCI MV EAFE MVF	NA	NA	NA	480.00	12/20/2019	---	35,496.00	0.00	0.00	763.20	36,259.20	36,259.20
STLUCIE-Equities Sawgrass	922042775	VANGUARD FTSE XUS ETF	NA	NA	NA	840.00	12/20/2019	---	45,334.30	0.00	0.00	7,913.30	53,247.60	53,247.60
STLUCIE-Equities Sawgrass	922042858	VANGUARD EM ST I ETF	NA	NA	NA	190.00	12/20/2019	---	8,467.35	0.00	0.00	1,851.55	10,318.90	10,318.90
									9,554,009.99	6,953.28	0.00	2,210,133.66	11,764,143.65	11,764,143.65
Total									391,845,232.22	6,994.25	558,122.15	2,891,970.64	394,737,202.86	395,295,325.01