



**MICHELLE R. MILLER**  
**CLERK & COMPTROLLER**  
ST. LUCIE COUNTY, FLORIDA

May 10, 2021

The Honorable Chris Dzadovsky, Chair  
St. Lucie County Board of County Commissioners  
2300 Virginia Avenue  
Fort Pierce, Florida 34982

Re: Investment Report for Quarter Ending March 31, 2021

Dear Commissioner Dzadovsky *Chris,*

I am pleased to share the 2nd Quarter Investment Report for the fiscal year 2021 for your review.

The Investment Report includes the following:

- Investment Summary
- Portfolio Diversification, Maturity Distribution, Issuer Concentration and Top 10 Holdings charts
- Investment Portfolio Detail

All investment activities complied with the bid process as outlined in the St. Lucie County Investment Policy. All investment categories and the portfolio composition percentages were in accordance with the Investment Policy as set forth and approved by the Board of County Commissioners.

This information is provided to you, the Honorable Members of the Board of County Commissioners, and the Investment Committee as required by the Investment Policy. Please do not hesitate to contact our office should you have any questions.

Best Regards,

Michelle R. Miller  
Clerk & Comptroller

**TOGETHER WE ASPIRE. TOGETHER WE ACHIEVE.**



**MICHELLE R. MILLER**  
**CLERK & COMPTROLLER**  
ST. LUCIE COUNTY, FLORIDA

Enclosures

May 10, 2021

The Honorable Chris Dzadovsky, Chair

cc:

District 2 Commissioner, Sean Mitchell  
District 3 Commissioner, Linda Bartz  
District 4 Commissioner, Frannie Hutchinson  
District 5 Commissioner, Cathy Townsend  
Howard Tipton, County Administrator  
Dan McIntyre, County Attorney  
Jennifer Hill, OMB Director  
Investment Committee Members  
Budget Committee Members

**TOGETHER WE ASPIRE. TOGETHER WE ACHIEVE.**

P.O. Box 700 • Fort Pierce, FL 34954 • 772-462-6900 • [www.stlucieclerk.com](http://www.stlucieclerk.com)

**ST LUCIE COUNTY, FLORIDA  
BOARD OF COUNTY COMMISSIONERS  
INVESTMENT SUMMARY  
AS OF MARCH 31, 2021**

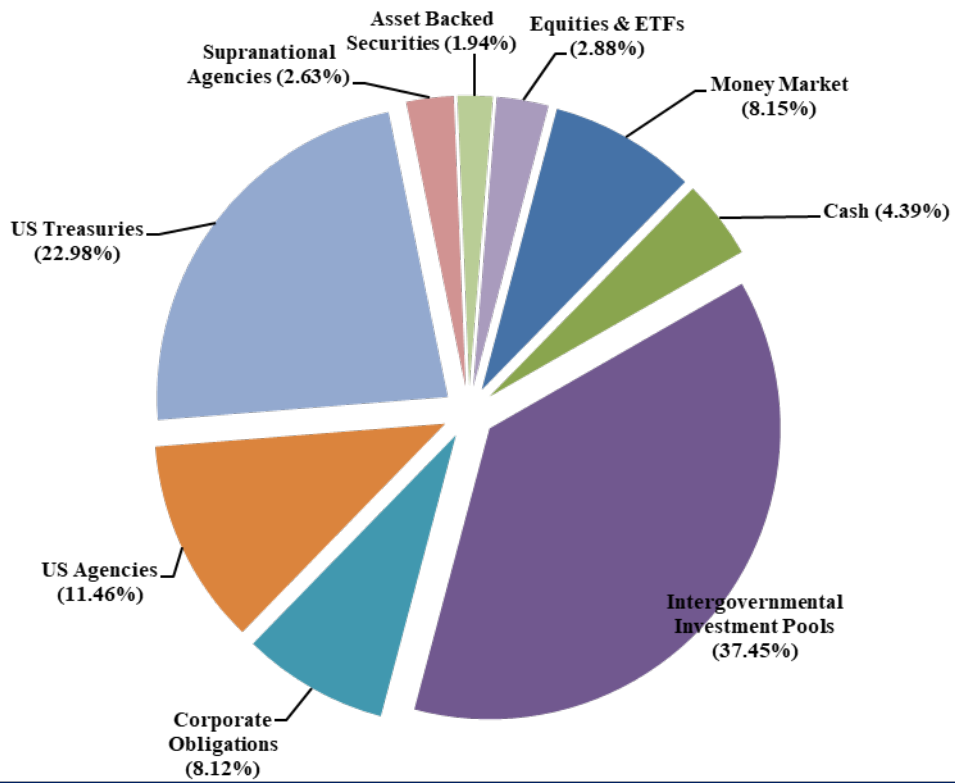
Portfolio Composition	Dollars Invested	Market Value Plus Accrued	Percentage of Total Portfolio	Maximum Allowable Percentage
<i>CASH</i>	\$ 17,059,713	\$ 17,059,713	4.39%	25%
<i>MONEY MARKET</i>	31,677,456	31,677,456	8.15%	80%
<i>INTERGOVERNMENTAL INVESTMENT POOLS</i>	145,491,273	145,491,273	37.45%	40%
<i>CORPORATE OBLIGATIONS</i>	30,985,170	31,549,086	8.12%	25%
<i>US AGENCIES</i>	44,033,049	44,509,325	11.46%	50%
<i>US TREASURIES</i>	88,796,571	89,294,471	22.98%	75%
<i>SUPRANATIONAL AGENCIES</i>	10,061,936	10,203,120	2.63%	25%
<i>ASSET BACKED SECURITIES</i>	7,507,443	7,537,471	1.94%	10%
<i>EQUITIES and EXCHANGE TRADED FUNDS</i>	9,319,383	11,181,156	2.88%	10%
<b>TOTAL INVESTMENTS</b>	<b>\$ 384,931,994</b>	<b>\$ 388,503,071</b>	<b>100%</b>	

Cash and Fixed Income Summary	
Risk Metric	Value
Cash	\$17,059,713
Money Market & Intergovernmental Investment Pools	\$177,168,729
Fixed Income	\$183,093,473
Years to Final Maturity	1.336
Book Yield (1)	0.502%
Yield (2)	0.380%
Average Credit Rating	AA-/Aa3/AA-

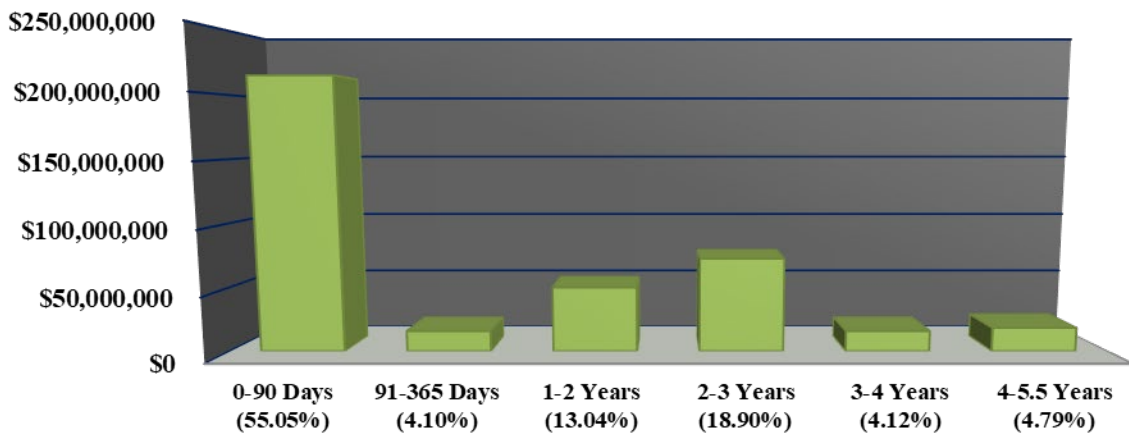
(1) Book Yield - Book yield (purchase yield) is the rate that all future cash flows discounted to the book value. This is a projected return at time of purchase.

(2) Yield - Yield (current yield) is a bond's annual return on its annual coupon payments and current market price.

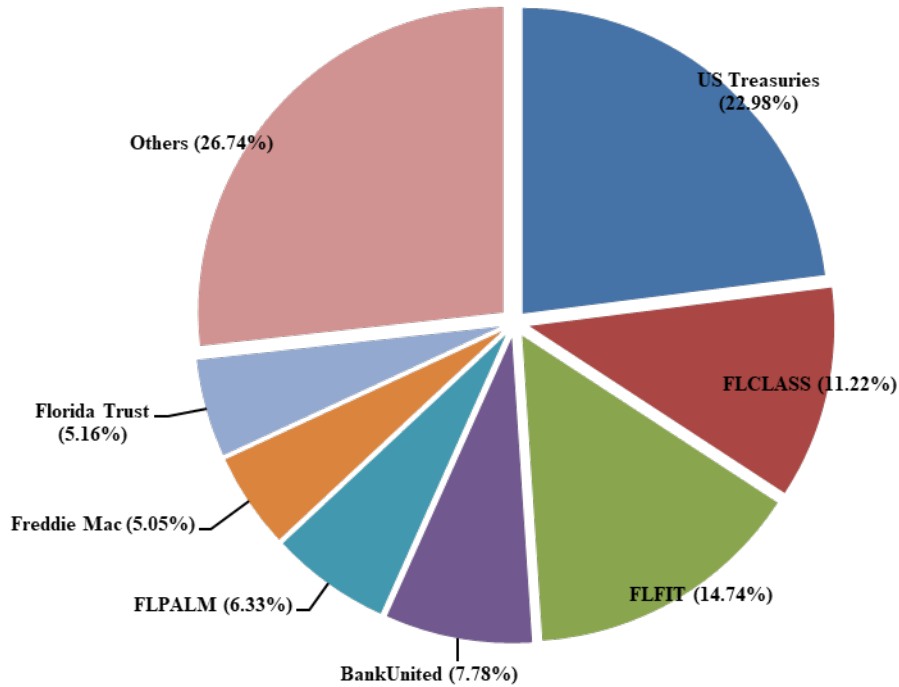
## Portfolio Diversification



## Maturity Distribution



## Issuer Concentration



## Top Ten Holdings

Rank	Issuer Name	Book Value	Market Value Plus Accrued	% of Market Plus Accrued
1	US Treasuries	\$ 88,796,571	\$ 89,294,471	22.98%
2	FLFIT	57,261,766	57,261,766	14.74%
3	FLCLASS	43,593,587	43,593,587	11.22%
4	BankUnited Money Market Account	30,221,910	30,221,910	7.78%
5	FLPALM	24,580,524	24,580,524	6.33%
6	Florida Trust	20,055,395	20,055,395	5.16%
7	Freddie Mac	19,424,733	19,603,723	5.05%
8	Cash	17,059,713	17,059,713	4.45%
9	Fannie Mae	13,714,510	13,898,583	3.63%
10	Farm Credit System	6,637,634	6,661,220	1.74%
<b>Total</b>		<b>\$ 321,346,343</b>	<b>\$ 322,230,892</b>	<b>83.08%</b>

**ST. LUCIE COUNTY BOARD OF COUNTY COMMISSIONERS  
INVESTMENT PORTFOLIO  
AS OF March 31, 2021**

Account	Identifier	Description	S&P Rating	Fitch Rating	Moody's Rating	Current Units	Settle Date	Final Maturity	Book Value	Interest Due	Accrued Balance	Net Unrealized Gain/Loss	Market Value	Market Value + Accrued
<b>CASH</b>														
STLUCIE-Payden & Rygel	CCYUSD	Payable	AA+	AAA	Aaa	(9,712,610.43)		03/31/2021	(9,712,610.43)	0.00	0.00	0.00	(9,712,610.43)	(9,712,610.43)
STLUCIE-Equities Sawgrass	CCYUSD	Cash	AA+	AAA	Aaa	(0.01)		03/31/2021	(0.01)	0.00	0.00	0.00	(0.01)	(0.01)
STLUCIE-Cash Sol	CCYUSD	Receivable	AA+	AAA	Aaa	0.03		03/31/2021	0.03	0.00	0.00	0.00	0.03	0.03
STLUCIE-PFM	CCYUSD	Receivable	AA+	AAA	Aaa	0.76		03/31/2021	0.76	0.00	0.00	0.00	0.76	0.76
STLUCIE-Cash Sol	CCYUSD	Cash	AA+	AAA	Aaa	6.41		03/31/2021	6.41	0.00	0.00	0.00	6.41	6.41
STLUCIE-Sawgrass	CCYUSD	Receivable	AA+	AAA	Aaa	8.91		03/31/2021	8.91	0.00	0.00	0.00	8.91	8.91
STLUCIE-Equities Sawgrass	CCYUSD	Receivable	AA+	AAA	Aaa	2,807.08		03/31/2021	2,807.08	0.00	0.00	0.00	2,807.08	2,807.08
STLUCIE-Payden & Rygel	CCYUSD	Receivable	AA+	AAA	Aaa	9,668,570.02		03/31/2021	9,668,570.02	0.00	0.00	0.00	9,668,570.02	9,668,570.02
STLUCIE-Wells Fargo Bank	CCYUSD	Cash	AA+	AAA	Aaa	17,100,930.63		03/31/2021	17,100,930.63	0.00	0.00	0.00	17,100,930.63	17,100,930.63
						17,059,713.40			17,059,713.40	0.00	0.00	0.00	17,059,713.40	17,059,713.40
<b>MONEY MARKET</b>														
STLUCIE-Cash Sol	31846V443	FIRST AMER-GVT OBLG V	AAAm	AAA	Aaa	6,582.70		03/31/2021	6,582.70	0.03	0.00	0.00	6,582.70	6,582.70
STLUCIE-PPM	31846V443	FIRST AMER-GVT OBLG V	AAAm	AAA	Aaa	28,160.58		03/31/2021	28,160.58	0.76	0.00	0.00	28,160.58	28,160.58
STLUCIE-Equities Sawgrass	31846V443	FIRST AMER-GVT OBLG V	AAAm	AAA	Aaa	203,858.97		03/31/2021	203,858.97	1.17	0.00	0.00	203,858.97	203,858.97
STLUCIE-Payden & Rygel	31846V443	FIRST AMER-GVT OBLG V	AAAm	AAA	Aaa	303,277.89		03/31/2021	303,277.89	4.55	0.00	0.00	303,277.89	303,277.89
STLUCIE-Sawgrass	31846V443	FIRST AMER-GVT OBLG V	AAAm	AAA	Aaa	913,665.55		03/31/2021	913,665.55	8.91	0.00	0.00	913,665.55	913,665.55
STLUCIE-BankUnited	BANKUNITED	IDP Bank Holdings	NA	NA	NA	30,221,909.94		03/31/2021	30,221,909.94	0.00	0.00	0.00	30,221,909.94	30,221,909.94
						31,677,455.63			31,677,455.63	15.42	0.00	0.00	31,677,455.63	31,677,455.63
<b>INTERGOVERNMENTAL INVESTMENT POOLS</b>														
STLUCIE-FL Trst	FLGHT-DAY-TI	FLIGHT Day-To-Day Fund	NA	NA	NA	20,055,395.06		03/31/2021	20,055,395.06	0.00	0.00	0.00	20,055,395.06	20,055,395.06
STLUCIE-FLCLASS	FLCLASS	FLORIDA LOCAL CLASS	NA	NA	NA	43,593,587.11		03/31/2021	43,593,587.11	0.00	0.00	0.00	43,593,587.11	43,593,587.11
STLUCIE-FLFIT	FLFIT	FLORIDA LOCAL CLASS	NA	NA	NA	57,261,766.35		03/31/2021	57,261,766.35	0.00	0.00	0.00	57,261,766.35	57,261,766.35
STLUCIE-FLPALM	FLPALM	Florida Education Investment Trust Fund	NA	NA	NA	24,580,524.33		04/01/2021	24,580,524.33	0.00	0.00	0.00	24,580,524.33	24,580,524.33
						145,491,272.85			145,491,272.85	0.00	0.00	0.00	145,491,272.85	145,491,272.85
<b>CORPORATE OBLIGATIONS</b>														
STLUCIE-Sawgrass	0258M0EB1	AMERICAN EXPRESS CREDIT CORP	A-	A	A2	1,070,000.00	10/19/2018	05/05/2021	1,041,666.40	0.00	9,763.75	28,333.60	1,070,000.00	1,070,000.00
STLUCIE-Sawgrass	037833AR1	APPLE INC	AA+	NA	Aa1	1,000,000.00	11/06/2018	05/06/2021	991,230.00	0.00	11,479.17	11,060.00	1,000,290.00	1,013,769.17
STLUCIE-Sawgrass	857477AV5	STATE STREET CORP	A	AA-	A1	780,000.00	05/19/2016	05/19/2021	779,594.40	0.00	5,777.00	2,043.60	781,638.00	787,215.00
STLUCIE-Sawgrass	202795HZ6	COMMONWEALTH EDISON CO	A	A	A1	1,020,000.00	06/20/2017	09/01/2021	1,066,746.60	0.00	2,890.00	(42,126.00)	1,024,620.60	1,027,510.60
STLUCIE-Sawgrass	17275RBJ0	CISCO SYSTEMS INC	AA-	NA	A1	750,000.00	09/20/2021	09/20/2021	749,835.00	0.00	423.96	4,987.50	755,246.46	755,246.46
STLUCIE-Sawgrass	17275RB00	CISCO SYSTEMS INC	AA-	NA	A1	850,000.00	09/20/2016	09/20/2021	849,881.00	0.00	480.49	5,584.50	855,465.99	855,465.99
STLUCIE-Sawgrass	24422ETL3	JOHN DEERE CAPITAL CORP	A	A	A2	350,000.00	08/21/2017	01/06/2022	356,338.50	0.00	2,189.93	63.00	358,401.43	358,401.43
STLUCIE-Sawgrass	927804FK5	VIRGINIA ELECTRIC AND POWER CO	BBB+	A	A2	230,000.00	06/07/2017	01/15/2022	236,768.90	0.00	1,432.39	(3,686.90)	233,082.00	234,514.39
STLUCIE-Sawgrass	927804FK5	VIRGINIA ELECTRIC AND POWER CO	BBB+	A	A2	720,000.00	06/07/2017	01/15/2022	711,032.00	0.00	4,484.00	(11,455.20)	729,648.00	734,132.00
STLUCIE-Sawgrass	46625HD3	JPMORGAN CHASE & CO	A	AA-	A2	350,000.00	05/08/2020	01/24/2022	370,160.00	0.00	2,931.25	(8,200.50)	361,959.50	364,890.75
STLUCIE-Sawgrass	458140BB5	JPMORGAN CHASE & CO	A	AA-	A2	630,000.00	05/11/2017	05/11/2022	629,615.70	0.00	5,757.50	13,872.60	643,488.30	649,245.80
STLUCIE-Sawgrass	24422ETV1	JOHN DEERE CAPITAL CORP	A+	A+	A1	1,340,000.00	09/08/2017	09/08/2022	1,337,279.80	0.00	1,840.64	38,458.00	1,375,737.80	1,377,578.44
STLUCIE-Sawgrass	037833DC1	APPLE INC	AA+	NA	Aa1	300,000.00	09/12/2017	09/12/2022	299,646.00	0.00	332.50	8,133.00	307,779.00	308,111.50
STLUCIE-Sawgrass	458140AM2	INTEL CORP	A-	A-	A3	425,000.00	04/16/2019	09/14/2022	417,639.00	0.00	461.60	18,908.25	436,547.25	437,008.85
STLUCIE-Sawgrass	49327M2U7	KEYBANK NA	A-	A-	A3	500,000.00	12/13/2019	09/15/2022	504,475.00	0.00	543.06	9,110.00	513,588.00	514,128.06
STLUCIE-Sawgrass	92826CAG7	VISA INC	AA-	NA	A3	1,125,000.00	09/11/2017	09/15/2022	1,121,602.50	0.00	1,075.00	32,287.50	1,153,890.00	1,154,965.00
STLUCIE-Sawgrass	458140AM2	INTEL CORP	A+	A+	A1	225,000.00	07/19/2018	12/15/2022	220,572.00	0.00	1,788.75	13,479.75	234,051.75	235,840.50
STLUCIE-Sawgrass	458140AM2	INTEL CORP	A+	A+	A1	500,000.00	12/13/2019	12/15/2022	511,690.00	0.00	3,975.00	8,425.00	520,115.00	524,090.00
STLUCIE-Sawgrass	458140AM2	INTEL CORP	A+	A+	A1	500,000.00	12/13/2019	12/15/2022	511,470.00	0.00	3,975.00	8,645.00	520,115.00	524,090.00
STLUCIE-Sawgrass	61744YAN8	MORGAN STANLEY	BBB+	A	A1	385,000.00	06/15/2018	01/23/2023	375,298.00	0.00	2,972.50	(7,590.00)	403,098.85	405,371.42
STLUCIE-Sawgrass	61744YAN8	MORGAN STANLEY	BBB+	A	A1	500,000.00	02/04/2021	01/23/2023	527,095.00	0.00	2,951.39	3,500.00	526,456.39	526,456.39
STLUCIE-Sawgrass	949746SK8	WELLS FARGO & CO	BBB+	A+	A2	860,000.00	07/22/2019	01/24/2023	873,863.20	0.00	4,912.11	4,162.40	878,025.60	882,937.71
STLUCIE-Sawgrass	38141GWU4	GOLDMAN SACHS GROUP INC	BBB+	A	A2	1,890,000.00	03/18/2019	02/23/2023	1,878,338.70	0.00	1,797.30	27,064.80	1,905,403.50	1,907,200.80
STLUCIE-Sawgrass	14912L500	CATERPILLAR FINANCIAL SERVICES CORP	A	A	A3	500,000.00	03/01/2021	03/01/2023	523,295.00	0.00	1,093.75	(2,405.00)	520,890.00	521,983.75
STLUCIE-Sawgrass	49327M2U7	KEYBANK NA	A-	A-	A3	145,000.00	03/07/2018	03/07/2023	144,973.90	0.00	326.25	8,166.40	153,140.30	153,466.55
STLUCIE-Sawgrass	49327M2U7	KEYBANK NA	A-	A-	A3	500,000.00	02/02/2021	03/07/2023	531,955.00	0.00	1,125.00	(3,885.00)	528,070.00	529,195.00
STLUCIE-Sawgrass	931142EK5	WALMART INC	AA	AA	A2	140,000.00	06/27/2018	06/26/2023	139,962.20	0.00	1,256.11	9,353.40	149,315.60	150,571.71
STLUCIE-Sawgrass	931142EK5	WALMART INC	AA	AA	A2	500,000.00	12/13/2019	06/26/2023	525,075.00	0.00	4,886.11	8,195.00	533,270.00	537,756.11
STLUCIE-Sawgrass	931142EK5	WALMART INC	AA	AA	A2	560,000.00	06/27/2018	06/26/2023	560,408.80	0.00	5,024.44	36,853.60	566,262.40	602,286.84
STLUCIE-Sawgrass	60460FAD5	BANK OF NEW YORK MELLON CORP	A	BB+	A1	1,000,000.00	04/01/2019	08/16/2023	975,520.00	0.00	2,750.00	64,400.00	1,039,960.00	1,042,710.00
STLUCIE-Sawgrass	68389XBL8	ORACLE CORP	A	BBB+	Baa2	400,000.00	11/21/2019	09/15/2023	405,788.00	0.00	426.67	10,364.00	416,152.00	416,578.67
STLUCIE-Sawgrass	68389XBL8	ORACLE CORP	A	BBB+	Baa2	1,000,000.00	12/13/2019	09/15/2023	1,013,750.00	0.00	1,066.67	26,630.00	1,040,380.00	1,041,446.67
STLUCIE-Sawgrass	61746BEC6	MORGAN STANLEY	BBB+	A	A1	690,000.00	11/15/2019	10/24/2023	706,111.50	0.00	2,046.45	(3,491.40)	702,620.10	704,666.55
STLUCIE-Sawgrass	693475AV7	PNC FINANCIAL SERVICES GROUP INC	A-	A	A3	1,500,000.00	04/01/2019	01/23/2023	1,541,610.00	0.00	9,916.67	75,840.00	1,617,450.00	1,627,366.67
STLUCIE-Sawgrass	86787BEC0	TRUIST BANK	A	A+	A2	500,000.00	06/02/2020	04/01/2024	542,375.00	0.00	8,000.00	(6,445.00)	535,930.00	543,930.00
STLUCIE-Sawgrass	86787BEC0	TRUIST BANK	A	A+	A2	750,000.00	02/04/2021	04/01/2024	810,420.00	0.00	12,000.00	(6,525.00)	803,895.00	815,895.00
STLUCIE-Sawgrass	05531FBH5	TRUIST FINANCIAL CORP	A-	A	A3	605,000.00	10/24/2019	08/01/2024	612,562.50	0.00	2,520.83	24,351.25	636,913.75	639,434.58
STLUCIE-Sawgrass	172967MT5	CTIGROUP INC	BBB+	A	A3	425,000.00	11/02/2020	10/30/2024	426,160.25	0.00	1,383.33	(1,470.50)	424,689.75	426,073.08
STLUCIE-Sawgrass	14913Q3B3	CATERPILLAR FINANCIAL SERVICES CORP	A	A	A3	500,000.00	02/04/2021	01/08/2024	530,180.00	0.00	4,270.14	(7,005.00)	523,175.00	527,445.14
STLUCIE-Sawgrass	14913Q3B3	CATERPILLAR FINANCIAL SERVICES CORP	A	A	A3	520,000.00								

**ST. LUCIE COUNTY BOARD OF COUNTY COMMISSIONERS  
INVESTMENT PORTFOLIO  
AS OF March 31, 2021**

Account	Identifier	Description	S&P Rating	Fitch Rating	Moody's Rating	Current Units	Settle Date	Final Maturity	Book Value	Interest Due	Accrued Balance	Net Unrealized Gain/Loss	Market Value	Market Value + Accrued	
STLUCIE-Saw grass	88579YBM2	3M CO	A+	NA	A1	280,000.00	03/27/2020	04/15/2025	279,773.20	0.00	3,421.44	(17,514.00)	297,287.20	300,708.64	
STLUCIE-Saw grass	88579YBM2	3M CO	A+	NA	A1	1,000,000.00	02/04/2021	04/15/2025	1,084,030.00	0.00	12,219.44	(22,290.00)	1,061,740.00	1,073,959.44	
STLUCIE-Saw grass	037833DDT4	APPLE INC	AA+	NA	Aa1	500,000.00	03/23/2021	05/11/2025	502,770.00	0.00	2,187.50	300.00	503,070.00	505,257.50	
STLUCIE-Saw grass	69353RE07	PNC BANK NA	A	A+	A2	305,000.00	06/26/2020	06/01/2025	338,418.85	0.00	3,304.17	(8,985.30)	329,433.55	332,737.72	
STLUCIE-Saw grass	023135B08	AMAZON.COM INC	AA-	A+	A2	320,000.00	06/03/2020	06/03/2025	319,875.20	0.00	839.11	(1,280.00)	318,595.20	319,434.31	
STLUCIE-Saw grass	166756AE6	CHEVRON USA INC	AA-	NA	Aa2	570,000.00	08/12/2020	08/12/2025	570,000.00	0.00	533.00	(11,137.80)	558,862.20	559,395.20	
						30,983,169.70			30,983,169.70	0.00	158,217.70	405,698.80	31,390,868.50	31,549,086.20	
<b>US AGENCIES</b>															
STLUCIE-Payden & Rygel	690353V38	US INTERNATIONAL DEVELOPMENT FINANCE CORP	AA+	AAA	Aaa	300,000.00	06/28/2018	08/21/2021	299,529.00	0.00	25,212.42	29,205.00	328,734.00	353,946.42	
STLUCIE-PFM	3133ELT4	FEDERAL FARM CREDIT BANKS FUNDING CORP	AA+	AAA	Aaa	1,100,000.00	03/18/2020	01/18/2022	1,098,493.00	0.00	1,182.19	5,126.00	1,103,619.00	1,104,801.19	
STLUCIE-PFM	3133ELW2	FEDERAL FARM CREDIT BANKS FUNDING CORP	AA+	AAA	Aaa	800,000.00	04/08/2020	04/08/2022	798,816.00	0.00	1,441.67	3,392.00	802,208.00	803,649.67	
STLUCIE-PFM	3135G0V59	FEDERAL NATIONAL MORTGAGE ASSOCIATION	AA+	AAA	Aaa	425,000.00	04/12/2019	04/12/2022	434,613.75	0.00	4,489.06	10,807.75	434,413.75	438,902.81	
STLUCIE-PFM	3133ELY89	FEDERAL FARM CREDIT BANKS FUNDING CORP	AA+	AAA	Aaa	900,000.00	05/06/2020	05/06/2022	898,857.00	0.00	906.25	2,250.00	901,107.00	902,013.25	
STLUCIE-PFM	3134GV66	FEDERAL HOME LOAN MORTGAGE CORP	AA+	AAA	Aaa	800,000.00	06/08/2020	06/08/2022	799,616.00	0.00	627.78	1,616.00	801,232.00	801,859.78	
STLUCIE-PFM	313379Q69	FEDERAL HOME LOAN BANKS	AA+	AAA	Aaa	870,000.00	06/14/2019	06/10/2022	876,116.10	0.00	5,700.31	14,572.50	890,688.60	896,388.91	
STLUCIE-PFM	3137EA672	FEDERAL HOME LOAN MORTGAGE CORP	AA+	AAA	Aaa	675,000.00	07/23/2020	07/23/2022	673,474.50	0.00	154.69	1,444.50	674,919.00	675,073.69	
STLUCIE-PFM	3133EMX74	FEDERAL FARM CREDIT BANKS FUNDING CORP	AA+	AAA	Aaa	1,105,000.00	11/23/2020	07/15/2022	1,102,889.45	0.00	491.11	2,011.10	1,104,900.55	1,105,391.66	
STLUCIE-Payden & Rygel	690353M79	US INTERNATIONAL DEVELOPMENT FINANCE CORP	AA+	AAA	Aaa	83,130.13	01/16/2019	02/15/2023	81,397.70	0.00	190.14	84,318.89	84,318.89	84,509.03	
STLUCIE-PFM	3130A7E3	FEDERAL HOME LOAN BANKS	AA+	WR	Aaa	510,000.00	02/21/2020	02/17/2023	509,061.60	0.00	857.08	12,382.80	521,444.40	522,301.48	
STLUCIE-PFM	3137EA6Q8	FEDERAL HOME LOAN MORTGAGE CORP	AA+	AAA	Aaa	1,030,000.00	04/20/2020	04/20/2023	1,027,425.00	0.00	1,727.40	6,447.80	1,033,872.80	1,035,600.20	
STLUCIE-PFM	3137EA6R6	FEDERAL HOME LOAN MORTGAGE CORP	AA+	AAA	Aaa	975,000.00	05/07/2020	05/05/2023	974,590.50	0.00	1,482.81	4,563.00	979,153.50	980,636.31	
STLUCIE-PFM	3135G0V43	FEDERAL NATIONAL MORTGAGE ASSOCIATION	AA+	AAA	Aaa	1,665,000.00	05/22/2020	05/22/2023	1,659,988.35	0.00	1,491.56	7,042.95	1,667,031.30	1,668,522.86	
STLUCIE-Payden & Rygel	3137EA6N5	FEDERAL HOME LOAN MORTGAGE CORP	AA+	AAA	Aaa	500,000.00	06/11/2018	06/19/2023	497,280.00	0.00	3,895.83	30,765.00	528,045.00	531,940.83	
STLUCIE-PFM	3137EA6S4	FEDERAL HOME LOAN MORTGAGE CORP	AA+	AAA	Aaa	1,500,000.00	06/26/2020	06/26/2023	1,495,620.00	0.00	989.58	5,565.00	1,501,185.00	1,502,170.58	
STLUCIE-PFM	3135G0654	FEDERAL NATIONAL MORTGAGE ASSOCIATION	AA+	AAA	Aaa	1,100,000.00	10/08/2020	07/10/2023	1,099,725.00	0.00	618.75	1,067.00	1,100,792.00	1,101,410.75	
STLUCIE-PFM	3135G0564	FEDERAL NATIONAL MORTGAGE ASSOCIATION	AA+	AAA	Aaa	1,580,000.00	07/10/2020	07/10/2023	1,576,603.00	0.00	888.75	4,534.60	1,581,137.60	1,582,026.35	
STLUCIE-Payden & Rygel	911759M55	U.S. DEPARTMENT OF HOUSING AND URBAN DEVELOPMENT	AA+	AAA	Aaa	70,000.00	03/28/2019	08/01/2023	70,000.00	0.00	305.43	70,000.00	73,687.60	73,993.03	
STLUCIE-PFM	3135G0680	FEDERAL NATIONAL MORTGAGE ASSOCIATION	AA+	AAA	Aaa	650,000.00	08/12/2020	08/10/2023	648,830.00	0.00	276.25	1,287.00	650,117.00	650,393.25	
STLUCIE-PFM	3137EA6V7	FEDERAL HOME LOAN MORTGAGE CORP	AA+	AAA	Aaa	1,100,000.00	08/21/2020	08/24/2023	1,098,878.00	0.00	282.64	1,452.00	1,100,330.00	1,100,612.64	
STLUCIE-PFM	3137EA6V8	FEDERAL HOME LOAN MORTGAGE CORP	AA+	AAA	Aaa	230,000.00	09/04/2020	09/08/2023	230,042.00	0.00	36.74	(97.20)	229,944.80	229,981.54	
STLUCIE-PFM	3137EA6W5	FEDERAL HOME LOAN MORTGAGE CORP	AA+	AAA	Aaa	520,000.00	09/04/2020	09/08/2023	524,892.75	0.00	51.91	29.25	524,922.00	524,973.91	
STLUCIE-Payden & Rygel	3135G0U43	FEDERAL NATIONAL MORTGAGE ASSOCIATION	AA+	AAA	Aaa	325,000.00	09/14/2018	09/12/2023	317,868.00	0.00	789.03	35,422.40	353,290.40	354,073.43	
STLUCIE-PFM	3137EA6Z8	FEDERAL HOME LOAN MORTGAGE CORP	AA+	AAA	Aaa	280,000.00	11/05/2020	11/06/2023	279,748.00	0.00	283.89	28.00	279,776.00	280,059.89	
STLUCIE-PFM	3135G06H1	FEDERAL NATIONAL MORTGAGE ASSOCIATION	AA+	AAA	Aaa	450,000.00	11/25/2020	11/27/2023	449,487.00	0.00	393.75	(31.50)	449,455.50	449,849.25	
STLUCIE-Payden & Rygel	3130ALJ28	FEDERAL HOME LOAN BANKS	AA+	AAA	Aaa	600,000.00	03/12/2021	03/12/2025	600,000.00	0.00	158.33	78.00	600,078.00	600,236.33	
STLUCIE-Payden & Rygel	690353S84	US INTERNATIONAL DEVELOPMENT FINANCE CORP	AA+	AAA	Aaa	210,000.00	02/20/2019	03/20/2024	218,550.00	0.00	180.95	8,456.70	218,456.70	218,637.65	
STLUCIE-Payden & Rygel	3135G0V75	FEDERAL NATIONAL MORTGAGE ASSOCIATION	AA+	AAA	Aaa	360,000.00	07/08/2019	07/02/2024	358,335.60	0.00	1,557.50	16,808.40	375,444.00	377,001.50	
STLUCIE-Saw grass	3133EL400	FEDERAL FARM CREDIT BANKS FUNDING CORP	AA+	AAA	Aaa	1,000,000.00	08/20/2020	08/19/2024	999,250.00	0.00	548.33	1,560.00	1,000,810.00	1,001,358.33	
STLUCIE-Payden & Rygel	3134GXZ4	FEDERAL HOME LOAN MORTGAGE CORP	AA+	AAA	Aaa	300,000.00	12/04/2020	11/25/2024	300,000.00	0.00	472.50	(1,203.00)	298,797.00	299,269.50	
STLUCIE-Payden & Rygel	3135G0X24	FEDERAL NATIONAL MORTGAGE ASSOCIATION	AA+	AAA	Aaa	1,100,000.00	01/10/2020	01/07/2025	1,096,491.00	0.00	4,170.83	45,705.00	1,142,196.00	1,146,366.83	
STLUCIE-Payden & Rygel	3135G03U5	FEDERAL NATIONAL MORTGAGE ASSOCIATION	AA+	AAA	Aaa	570,000.00	04/24/2020	04/22/2025	568,285.80	0.00	1,573.44	(478.80)	568,347.00	569,920.44	
STLUCIE-Payden & Rygel	690353ZC4	US INTERNATIONAL DEVELOPMENT FINANCE CORP	AA+	AAA	Aaa	30,778.81	01/30/2019	05/15/2025	30,446.40	0.00	98.71	1,620.20	32,165.31	32,165.31	
STLUCIE-Payden & Rygel	880951EW8	TENNESSEE VALLEY AUTHORITY	AA+	WR	Aaa	340,000.00	05/11/2020	05/15/2025	339,000.40	0.00	963.33	459.00	339,459.40	340,422.73	
STLUCIE-Payden & Rygel	3135G04Z3	FEDERAL NATIONAL MORTGAGE ASSOCIATION	AA+	AAA	Aaa	540,000.00	06/19/2020	06/17/2025	538,882.20	0.00	780.00	(4,271.40)	534,610.80	535,390.80	
STLUCIE-Payden & Rygel	3137EA6U9	FEDERAL HOME LOAN MORTGAGE CORP	AA+	AAA	Aaa	330,000.00	07/23/2020	07/21/2025	328,356.60	0.00	240.63	(3,705.00)	324,650.70	324,891.33	
STLUCIE-Saw grass	3133ELX33	FEDERAL FARM CREDIT BANKS FUNDING CORP	AA+	AAA	Aaa	415,000.00	07/24/2020	07/22/2025	414,792.50	0.00	548.84	614.20	415,406.70	415,955.54	
STLUCIE-Saw grass	3133ELX33	FEDERAL FARM CREDIT BANKS FUNDING CORP	AA+	AAA	Aaa	1,325,000.00	07/27/2020	07/22/2025	1,324,536.25	0.00	1,752.31	1,762.25	1,326,298.50	1,328,050.81	
STLUCIE-Payden & Rygel	3135G06A6	FEDERAL NATIONAL MORTGAGE ASSOCIATION	AA+	AAA	Aaa	1,500,000.00	11/06/2020	10/20/2025	1,499,625.00	0.00	3,890.83	(20,535.00)	1,479,090.00	1,482,980.83	
STLUCIE-Payden & Rygel	3135G06G3	FEDERAL NATIONAL MORTGAGE ASSOCIATION	AA+	AAA	Aaa	480,000.00	11/12/2020	11/07/2025	478,281.60	0.00	926.67	(5,793.60)	472,488.00	473,414.67	
STLUCIE-Payden & Rygel	3130AKXQ4	FEDERAL HOME LOAN BANKS	AA+	AAA	Aaa	600,000.00	02/16/2021	02/12/2026	599,580.00	0.00	490.00	(12,144.00)	587,436.00	587,926.00	
STLUCIE-Saw grass	3130ALCV4	FEDERAL HOME LOAN BANKS	AA+	AAA	Aaa	525,000.00	02/24/2021	02/24/2026	525,000.00	0.00	404.69	(6,483.75)	518,516.25	518,920.94	
STLUCIE-PFM	3137AYQG3	FHMS K-023 A1	AA+	AAA	Aaa	145,877.45	03/09/2018	04/25/2022	142,709.17	0.00	192.44	4,101.89	146,811.06	147,003.50	
STLUCIE-PFM	3137AYCD1	FHMS K-025 A1	AA+	AAA	Aaa	97,443.26	06/15/2018	04/25/2022	95,460.14	0.00	152.26	2,344.64	97,804.77	97,957.03	
STLUCIE-PFM	3137BLU07	FHMS K-720 A1	AA+	AAA	Aaa	425,000.00	03/12/2019	06/25/2022	424,286.13	0.00	961.92	9,851.37	434,137.50	435,099.42	
STLUCIE-PFM	3137AWO01	FHMS K-023 A2	AA+	AAA	Aaa	375,000.00	09/09/2019	08/25/2022	380,537.11	0.00	720.94	3,507.89	384,045.00	384,765.94	
STLUCIE-PFM	3137BIBS0	FHMS K-026 A1	AA+	AAA	Aaa	430,000.00	06/17/2019	11/25/2022	433,762.50	0.00	899.42	9,898.60	443,661.10	444,560.52	
STLUCIE-Payden & Rygel	3137B04Y7	FHMS K-SMC A2	AA+	AAA	Aaa	210,000.00	10/04/2019	11/25/2022	214,167.19	0.00	457.63	4,287.41	218,454.60	218,912.23	
STLUCIE-Payden & Rygel	3137B3612	FHMS K-029 A2	AA+	AAA	Aaa	110,000.00	08/19/2019	02/25/2023	115,134.77	0.00	304.33	442.23	115,577.00	115,881.33	
STLUCIE-Payden & Rygel	3137B3612	FHMS K-029 A2	AA+	AAA	Aaa	180,000.00	08/19/2019	02/25/2023	188,388.28	0.00	498.00	737.72	189,126.00	189,624.00	
STLUCIE-PFM	3137B5JL8	FHMS K-034 A1	AA+	AAA	Aaa	91,567.42	06/18/2018	02/25/2022	91,098.85	0.00	203.66	2,375.92	93,474.77	93,678.43	



ST. LUCIE COUNTY BOARD OF COUNTY COMMISSIONERS  
 INVESTMENT PORTFOLIO  
 AS OF March 31, 2021

Account	Description	S&P Rating	Fitch Rating	Moody's Rating	Current Units	Settle Date	Final Maturity	Book Value	Interest Due	Accrued Balance	Net Unrealized Gain/Loss	Market Value	Market Value + Accrued
STLUCIE-PPM	3137BBB3 FHM K-038 A1	AA+	AAA	Aaa	143,974.80	11/26/2018	10/25/2023	141,927.66	0.00	312.43	4,918.00	146,845.66	147,158.08
STLUCIE-PPM	3137BTU25 FHM K-724 A2	AA+	AAA	Aaa	525,000.00	02/02/2021	11/25/2023	560,458.01	0.00	1,339.63	(5,071.01)	555,387.01	556,726.63
STLUCIE-PPM	3137BDCV6 FHM K-039 A1	AA+	AAA	Aaa	0.00	07/06/2018	12/25/2023	0.00	0.00	0.00	0.00	0.00	0.00
STLUCIE-Payden & Rygel	3137BWW60 FHM K-725 AM	AA+	AAA	Naa	390,000.00	06/26/2019	02/25/2024	405,051.56	0.00	1,008.80	10,856.14	415,907.70	416,916.50
STLUCIE-PPM	3137FQ3V3 FHM K-J27 A1	AA+	AAA	Aaa	113,928.83	11/26/2019	07/25/2024	113,926.10	0.00	198.62	3,508.32	117,434.42	117,633.04
STLUCIE-Payden & Rygel	3137FAE0 FHM K-730 A2	AA+	AAA	Aaa	650,000.00	03/19/2021	07/25/2024	693,900.39	0.00	1,595.75	(2,664.39)	691,236.00	692,831.75
STLUCIE-PPM	3137FUZ8 FHM K-130 A1	AA+	AAA	Aaa	479,928.39	07/30/2020	01/25/2025	479,919.27	0.00	210.37	(1,857.80)	478,071.84	478,271.84
STLUCIE-PPM	3137F7U8 FHM K-132 A1	AA+	AAA	Aaa	150,279.43	11/30/2020	06/25/2025	150,278.83	0.00	64.62	(1,320.36)	148,958.47	149,023.09
STLUCIE-PPM	3137F9ZD6 FHM K-133 A1	AA+	AAA	Aaa	99,749.77	02/26/2021	12/25/2025	99,746.58	0.00	36.57	(709.02)	99,037.56	99,074.13
STLUCIE-Payden & Rygel	3137ASJ19 FHM K-019 A2	AA+	AAA	Aaa	199,499.54	02/26/2021	12/25/2025	199,493.16	0.00	73.15	(1,418.04)	198,075.11	198,148.26
STLUCIE-Payden & Rygel	3132A9SE8 FH ZS8617	AA+	AAA	Aaa	40,438.72	06/22/2020	08/01/2031	42,397.47	0.00	84.25	(312.89)	42,084.58	42,168.82
STLUCIE-Payden & Rygel	3132A9SE8 FH ZS8617	AA+	AAA	Aaa	181,974.24	05/27/2020	08/01/2031	190,561.14	0.00	379.11	(1,180.56)	189,380.59	189,759.70
STLUCIE-PPM	3137AM6C7 FHM K-015 A2	AA+	AAA	Aaa	297,347.42	11/09/2018	07/25/2021	296,604.05	0.00	800.36	2,337.15	299,941.20	299,741.56
STLUCIE-PPM	3137AMF8 FHM K-016 A2	AA+	AAA	Aaa	361,733.23	06/24/2019	10/25/2021	366,127.72	0.00	894.57	(1,428.27)	364,699.44	365,594.01
STLUCIE-PPM	3137ASN9 FHM K-019 A2	AA+	AAA	Aaa	378,834.90	03/13/2019	03/25/2022	373,833.10	0.00	717.26	10,661.60	384,494.69	385,211.95
STLUCIE-Payden & Rygel	3137ASN9 FHM K-019 A2	AA+	AAA	Aaa	378,834.90	06/28/2020	03/25/2022	380,877.06	0.00	717.26	3,617.64	384,494.69	385,211.95
STLUCIE-Payden & Rygel	3137ATRW4 FHM K-020 A2	AA+	AAA	Aaa	230,000.00	03/11/2020	05/25/2022	236,262.11	0.00	454.83	(1,901.31)	234,360.63	234,815.63
STLUCIE-PPM	3137ATRW4 FHM K-020 A2	AA+	AAA	Aaa	435,000.00	09/09/2019	05/25/2022	441,100.20	0.00	860.21	2,147.40	443,247.60	444,107.81
STLUCIE-PPM	3137AUPE3 FHM K-021 A2	AA+	AAA	Aaa	425,000.00	04/02/2019	06/25/2022	424,037.11	0.00	848.58	9,853.89	433,891.00	434,739.58
STLUCIE-PPM	3137AVXN2 FHM K-022 A2	AA+	AAA	Aaa	425,000.00	08/19/2019	07/25/2022	430,179.69	0.00	834.06	4,416.81	434,596.50	435,430.56
STLUCIE-Payden & Rygel	3137AXHP1 FMA 2018-M5 A2	AA+	AAA	Aaa	340,000.00	06/20/2019	09/25/2022	343,891.41	0.00	729.02	5,740.79	349,632.20	350,361.22
STLUCIE-PPM	3137B3N95 FHM K-030 A1	AA+	AAA	Aaa	159,096.09	04/25/2018	09/25/2022	158,791.57	0.00	368.44	1,743.46	161,535.03	161,903.47
STLUCIE-PPM	3137AYCE9 FHM K-025 A2	AA+	AAA	Aaa	425,000.00	06/25/2019	10/25/2022	432,769.53	0.00	949.88	5,396.97	438,166.50	439,116.38
STLUCIE-PPM	3137BWW6 FHM K-J11 A2	AA+	AAA	Aaa	88,612.31	05/14/2019	10/25/2022	89,744.21	0.00	216.51	2,429.17	91,903.38	92,119.89
STLUCIE-Payden & Rygel	31396CHB9 FHR 3047 FV	AA+	AAA	Aaa	87,871.11	01/15/2017	01/15/2035	88,008.41	0.00	15.86	(54.70)	87,969.56	87,969.56
STLUCIE-Payden & Rygel	3136B1XP4 FNA 2018-M5 A2	AA+	AAA	Aaa	29,166.87	04/30/2018	09/25/2022	29,747.02	0.00	86.53	(425.57)	29,321.45	29,407.98
STLUCIE-PPM	3136A6IA3 FNA 2012-M5 A2	AA+	AAA	Aaa	119,497.66	10/07/2019	02/25/2022	118,876.83	0.00	270.36	1,675.99	120,552.82	120,823.19
STLUCIE-PPM	3136ABPW7 FNA 2013-M1 A2	AA+	AAA	Aaa	165,361.76	09/13/2019	08/25/2022	166,634.27	0.00	325.85	1,783.38	168,417.65	168,743.50
STLUCIE-PPM	3136AEGQ4 FNA 2013-M7 A2	AA+	AAA	Aaa	179,678.04	09/09/2019	12/25/2022	182,032.00	0.00	341.39	2,297.90	184,329.90	184,671.29
STLUCIE-Payden & Rygel	3138L2H9 FNA AO7975	AA+	AAA	Aaa	0.00	07/24/2019	06/01/2027	0.00	0.00	0.00	(0.00)	0.00	(0.00)
STLUCIE-Payden & Rygel	3138X0Z35 FNA AU1661	AA+	AAA	Aaa	0.01	08/19/2019	07/01/2028	0.01	0.00	0.00	0.00	0.01	0.01
STLUCIE-Payden & Rygel	31418BZ33 FNA MA2561	AA+	AAA	Aaa	151,000.77	09/17/2019	03/01/2031	155,212.27	0.00	377.50	4,468.02	159,680.29	160,057.79
STLUCIE-Payden & Rygel	3138WHPY2 FNA S7638	AA+	AAA	Aaa	212,389.03	05/19/2020	07/01/2031	222,394.54	0.00	442.48	(1,380.40)	221,014.15	221,456.62
STLUCIE-Payden & Rygel	3138WJDM7 FNA S8207	AA+	AAA	Aaa	180,015.34	09/17/2019	10/01/2032	182,884.34	0.00	375.03	5,606.12	188,490.86	188,865.50
STLUCIE-Payden & Rygel	31418CFJ8 FNA MA2868	AA+	AAA	Aaa	278,513.75	12/17/2019	01/01/2032	281,211.86	0.00	580.24	9,757.03	290,968.89	291,549.13
STLUCIE-Payden & Rygel	3140FPBK4 FNA BE3641	AA+	AAA	Aaa	29,269.41	10/17/2019	05/01/2032	30,142.92	0.00	73.17	809.48	30,952.40	31,025.57
STLUCIE-Payden & Rygel	3140FPBK4 FNA BE3641	AA+	AAA	Aaa	91,989.57	10/17/2019	05/01/2032	94,720.51	0.00	229.97	2,558.46	97,278.97	97,508.95
STLUCIE-Payden & Rygel	31418CP17 FNA MA3124	AA+	AAA	Aaa	160,037.20	01/16/2020	09/01/2032	162,512.78	0.00	333.41	4,005.93	166,518.71	166,852.12
STLUCIE-Payden & Rygel	31418CP17 FNA MA3124	AA+	AAA	Aaa	164,482.68	02/18/2020	09/01/2032	167,720.94	0.00	342.67	3,423.29	171,144.23	171,486.90
STLUCIE-Payden & Rygel	314019VB4 FNA BM5109	AA+	AAA	Aaa	97,923.15	12/17/2019	12/01/2032	100,661.94	0.00	244.81	2,755.68	103,417.61	103,662.42
STLUCIE-Payden & Rygel	314019VA6 FNA BM5108	AA+	AAA	Aaa	255,068.61	11/18/2019	02/01/2033	261,644.61	0.00	637.67	7,491.04	269,135.65	269,773.32
STLUCIE-Payden & Rygel	314018TK9 FNA BM4153	AA+	AAA	Aaa	53,357.13	02/18/2020	06/01/2033	55,341.35	0.00	133.39	1,450.38	56,791.73	56,925.12
STLUCIE-Payden & Rygel	314018TK9 FNA BM4153	AA+	AAA	Aaa	195,642.81	02/18/2020	06/01/2033	202,597.31	0.00	489.11	5,639.03	208,236.33	208,725.44
STLUCIE-Payden & Rygel	3140K6CH6 FNA BO9971	AA+	AAA	Aaa	379,178.26	12/23/2019	08/01/2034	383,325.53	0.00	789.95	12,673.08	395,998.61	396,788.56
STLUCIE-Payden & Rygel	31418DGG1 FNA MA3798	AA+	AAA	Aaa	0.00	09/23/2019	10/01/2034	0.00	0.00	0.00	(0.00)	0.00	0.00
STLUCIE-Payden & Rygel	38376U91 GNR 2017-468 AF	AA+	AAA	Aaa	115,823.86	03/27/2018	05/20/2047	116,041.03	0.00	44.89	264.66	116,305.69	116,350.58
								44,033,048.77	0.00	102,990.56	373,285.25	44,406,334.02	44,509,324.59
STLUCIE-PPM	912828L65 UNITED STATES TREASURY	AA+	AAA	Aaa	5,000.00	12/23/2019	11/30/2021	5,009.96	0.00	29.33	46.29	5,056.25	5,085.58
STLUCIE-PPM	912828R7 UNITED STATES TREASURY	AA+	AAA	Aaa	620,000.00	01/10/2019	12/15/2021	622,155.47	0.00	4,784.13	9,010.73	631,166.20	635,950.33
STLUCIE-PPM	912828V8 UNITED STATES TREASURY	AA+	AAA	Aaa	1,935,000.00	02/11/2019	01/15/2022	1,932,878.91	0.00	10,156.08	39,679.59	1,971,958.50	1,982,114.58
STLUCIE-PPM	912828H86 UNITED STATES TREASURY	AA+	AAA	Aaa	375,000.00	01/31/2020	01/31/2022	364,804.69	0.00	932.32	14,635.31	379,440.00	380,372.32
STLUCIE-PPM	9128286C9 UNITED STATES TREASURY	AA+	AAA	Aaa	1,075,000.00	03/06/2019	02/15/2022	1,073,782.23	0.00	3,340.81	23,932.52	1,097,714.75	1,101,055.56
STLUCIE-PPM	9128286M7 UNITED STATES TREASURY	AA+	AAA	Aaa	1,175,000.00	05/03/2019	04/15/2022	1,175,734.38	0.00	12,201.92	25,609.12	1,201,343.50	1,213,545.42
STLUCIE-PPM	912828W29 UNITED STATES TREASURY	AA+	AAA	Aaa	200,000.00	04/03/2019	04/30/2022	196,773.44	0.00	1,469.61	6,766.56	203,540.00	205,009.61
STLUCIE-PPM	912828X86 UNITED STATES TREASURY	AA+	AAA	Aaa	525,000.00	07/09/2019	05/31/2022	523,892.58	0.00	3,079.33	11,113.92	535,006.50	538,085.83
STLUCIE-PPM	912828XW5 UNITED STATES TREASURY	AA+	AAA	Aaa	1,000,000.00	03/30/2021	06/30/2022	1,020,781.25	0.00	4,399.17	(431.25)	1,020,350.00	1,024,749.17
STLUCIE-PPM	9128287C8 UNITED STATES TREASURY	AA+	AAA	Aaa	400,000.00	08/05/2019	07/15/2022	400,656.25	0.00	1,469.61	7,767.75	408,424.00	409,893.61
STLUCIE-PPM	912828ZP4 UNITED STATES TREASURY	AA+	AAA	Aaa	1,325,000.00	06/05/2019	07/31/2022	1,326,242.19	0.00	4,117.75	29,709.81	1,355,952.00	1,360,069.75
STLUCIE-PPM	912828ZS8 UNITED STATES TREASURY	AA+	AAA	Aaa	400,000.00	10/04/2019	08/31/2022	401,125.00	0.00	565.22	7,327.00	408,452.00	409,017.22
STLUCIE-PPM	912828YK0 UNITED STATES TREASURY	AA+	AAA	Aaa	700,000.00	09/30/2020	10/15/2022	713,340.23	0.00	1,332.69	(1,354.43)	713,985.80	715,318.49
STLUCIE-PPM	912828YK0 UNITED STATES TREASURY	AA+	AAA	Aaa	210,000.00	11/04/2019	10/15/2022	213,983.66	0.00	4,442.31	15,938.34	219,921.97	221,860.28
STLUCIE-PPM	912828YK0 UNITED STATES TREASURY	AA+	AAA	Aaa	925,000.00	12/04/2019	10/15/2022	917,990.23	0.00	5,870.19	24,566.27	942,556.50	948,426.69
STLUCIE-PPM	912828TY6 UNITED STATES TREASURY	AA+	AAA	Aaa	3,250,000.00	12/12/2							



**ST. LUCIE COUNTY BOARD OF COUNTY COMMISSIONERS  
INVESTMENT PORTFOLIO  
AS OF March 31, 2021**

Account	Identifier	Description	S&P Rating	Fitch Rating	Moody's Rating	Current Units	Settle Date	Final Maturity	Book Value	Interest Due	Accrued Balance	Net Unrealized Gain/Loss	Market Value	Market Value + Accrued
STLUCIE-PPM	91282CB05	UNITED STATES TREASURY	AA+	AAA	Aaa	2,000,000.00	02/03/2021	01/31/2023	2,000,468.75	0.00	414.36	(1,648.75)	1,998,820.00	1,999,234.36
STLUCIE-Payden & Rygel	91282CB04	UNITED STATES TREASURY	AA+	AAA	Aaa	510,000.00	03/31/2021	03/31/2023	509,760.94	0.00	1.74	(117.94)	509,643.00	509,644.74
STLUCIE-PPM	912828029	UNITED STATES TREASURY	AA+	AAA	Aaa	1,500,000.00	03/04/2020	03/31/2023	1,530,878.91	0.00	61.48	8,841.09	1,539,720.00	1,539,781.48
STLUCIE-Payden & Rygel	91282CB04	UNITED STATES TREASURY	AA+	AAA	Aaa	5,370,000.00	04/01/2021	03/31/2023	5,367,063.28	0.00	18.34	(822.28)	5,366,241.00	5,366,259.34
STLUCIE-PPM	9128282P8	UNITED STATES TREASURY	AA+	AAA	Aaa	475,000.00	06/05/2020	05/15/2023	473,292.97	0.00	224.71	1,056.28	474,349.25	474,573.96
STLUCIE-Payden & Rygel	9128284S6	UNITED STATES TREASURY	AA+	AAA	Aaa	2,000,000.00	03/01/2021	05/31/2023	2,114,843.76	0.00	18,430.07	(4,603.76)	2,110,240.00	2,128,674.07
STLUCIE-PPM	9128282U7	UNITED STATES TREASURY	AA+	AAA	Aaa	94,000.00	08/13/2020	06/15/2023	94,164.87	0.00	69.08	(65.23)	94,169.64	94,168.72
STLUCIE-Payden & Rygel	912828ZU7	UNITED STATES TREASURY	AA+	AAA	Aaa	224,000.00	08/05/2020	06/15/2023	224,854.34	0.00	164.62	(616.90)	224,237.44	224,402.06
STLUCIE-PPM	912828ZU7	UNITED STATES TREASURY	AA+	AAA	Aaa	292,000.00	08/12/2020	06/15/2023	293,019.66	0.00	214.59	(710.14)	292,309.52	292,524.11
STLUCIE-Payden & Rygel	912828ZU7	UNITED STATES TREASURY	AA+	AAA	Aaa	514,000.00	08/12/2020	06/15/2023	514,903.62	0.00	377.73	(358.68)	514,544.84	514,922.57
STLUCIE-PPM	912828ZU7	UNITED STATES TREASURY	AA+	AAA	Aaa	2,202,000.00	07/27/2020	06/15/2023	2,207,505.00	0.00	1,618.23	(3,170.88)	2,204,334.12	2,205,952.35
STLUCIE-Payden & Rygel	91282CAK7	UNITED STATES TREASURY	AA+	AAA	Aaa	630,000.00	10/07/2020	09/15/2023	629,212.50	0.00	36.38	(1,008.00)	628,204.50	628,240.88
STLUCIE-PPM	91282CAK7	UNITED STATES TREASURY	AA+	AAA	Aaa	884,000.00	10/06/2020	09/15/2023	882,895.00	0.00	51.05	(1,414.40)	881,480.60	881,531.65
STLUCIE-Payden & Rygel	91282CAP6	UNITED STATES TREASURY	AA+	AAA	Aaa	500,000.00	10/15/2020	10/15/2023	499,042.97	0.00	288.46	(742.97)	498,300.00	498,588.46
STLUCIE-PPM	91282AP6	UNITED STATES TREASURY	AA+	AAA	Aaa	1,250,000.00	11/06/2020	10/15/2023	1,247,705.08	0.00	721.15	(1,955.08)	1,245,750.00	1,246,471.15
STLUCIE-Payden & Rygel	91282CAW1	UNITED STATES TREASURY	AA+	AAA	Aaa	500,000.00	12/04/2020	11/15/2023	500,683.59	0.00	473.07	(993.59)	499,690.00	500,163.07
STLUCIE-PPM	91282CAW1	UNITED STATES TREASURY	AA+	AAA	Aaa	1,120,000.00	12/03/2020	11/15/2023	1,120,831.25	0.00	1,059.67	(1,525.65)	1,119,305.60	1,120,365.27
STLUCIE-Payden & Rygel	912828U57	UNITED STATES TREASURY	AA+	AAA	Aaa	2,850,000.00	12/12/2019	11/30/2023	2,899,095.70	0.00	20,298.42	91,067.30	2,990,163.00	3,010,461.42
STLUCIE-PPM	91282CBAB	UNITED STATES TREASURY	AA+	AAA	Aaa	350,000.00	12/30/2020	12/15/2023	349,548.83	0.00	128.61	(1,148.33)	348,400.50	348,529.11
STLUCIE-Payden & Rygel	91282CBAB	UNITED STATES TREASURY	AA+	AAA	Aaa	550,000.00	01/11/2021	12/15/2023	548,753.91	0.00	202.09	(1,267.41)	547,486.50	547,688.59
STLUCIE-PPM	91282CB00	UNITED STATES TREASURY	AA+	AAA	Aaa	240,000.00	01/22/2021	01/15/2024	239,531.25	0.00	62.98	(769.65)	238,761.60	238,824.58
STLUCIE-Payden & Rygel	91282CB00	UNITED STATES TREASURY	AA+	AAA	Aaa	370,000.00	01/22/2021	01/15/2024	369,291.80	0.00	97.10	(1,201.00)	368,090.80	368,187.90
STLUCIE-PPM	91282CB00	UNITED STATES TREASURY	AA+	AAA	Aaa	1,177,000.00	01/15/2021	01/15/2024	1,173,321.88	0.00	308.88	(2,395.20)	1,170,926.68	1,171,235.56
STLUCIE-Payden & Rygel	91282CB00	UNITED STATES TREASURY	AA+	AAA	Aaa	1,893,700.00	01/15/2021	01/15/2024	1,887,782.19	0.00	496.97	(3,853.68)	1,883,928.51	1,884,425.47
STLUCIE-PPM	91282CB00	UNITED STATES TREASURY	AA+	AAA	Aaa	2,760,000.00	02/01/2021	01/15/2024	2,755,471.88	0.00	724.31	(9,713.48)	2,745,758.40	2,746,482.71
STLUCIE-Payden & Rygel	91282CB00	UNITED STATES TREASURY	AA+	AAA	Aaa	3,000,000.00	02/03/2021	01/15/2024	2,995,312.50	0.00	787.29	(10,792.50)	2,984,520.00	2,985,307.29
STLUCIE-PPM	91282CB00	UNITED STATES TREASURY	AA+	AAA	Aaa	5,293,300.00	01/15/2021	01/15/2024	5,276,758.44	0.00	1,891.13	(10,771.87)	5,265,986.57	5,267,375.70
STLUCIE-Payden & Rygel	91282CBM2	UNITED STATES TREASURY	AA+	AAA	Aaa	600,000.00	02/25/2021	02/15/2024	598,078.13	0.00	93.23	(1,408.13)	596,670.00	596,763.23
STLUCIE-PPM	91282CBM2	UNITED STATES TREASURY	AA+	AAA	Aaa	2,000,000.00	03/03/2021	02/15/2024	1,991,328.13	0.00	310.77	(2,428.13)	1,988,900.00	1,989,210.77
STLUCIE-Payden & Rygel	91282CBR1	UNITED STATES TREASURY	AA+	AAA	Aaa	410,000.00	03/24/2021	03/15/2024	409,327.34	0.00	47.35	(446.64)	408,880.70	408,928.05
STLUCIE-PPM	91282CBR1	UNITED STATES TREASURY	AA+	AAA	Aaa	780,000.00	03/19/2021	03/15/2024	777,989.06	0.00	90.08	(118.46)	777,870.60	777,960.68
STLUCIE-Payden & Rygel	91282CBR1	UNITED STATES TREASURY	AA+	AAA	Aaa	1,000,000.00	03/31/2021	03/15/2024	997,539.06	0.00	115.49	(269.06)	997,270.00	997,385.49
STLUCIE-PPM	91282CBR1	UNITED STATES TREASURY	AA+	AAA	Aaa	2,685,000.00	03/15/2021	03/15/2024	2,677,529.26	0.00	310.09	140.69	2,677,669.95	2,677,980.04
STLUCIE-Payden & Rygel	912828WJ5	UNITED STATES TREASURY	AA+	AAA	Aaa	700,000.00	08/05/2019	05/15/2024	726,471.10	0.00	6,622.93	19,413.90	745,885.00	752,507.93
STLUCIE-PPM	912828WJ5	UNITED STATES TREASURY	AA+	AAA	Aaa	750,000.00	07/18/2019	05/15/2024	772,971.26	0.00	7,095.99	26,191.24	799,162.50	806,238.49
STLUCIE-Payden & Rygel	912828WJ5	UNITED STATES TREASURY	AA+	AAA	Aaa	1,000,000.00	08/07/2019	05/15/2024	1,037,933.04	0.00	9,461.33	27,616.96	1,065,550.00	1,075,011.33
STLUCIE-PPM	912828WJ5	UNITED STATES TREASURY	AA+	AAA	Aaa	1,100,000.00	08/08/2019	05/15/2024	1,150,406.03	0.00	10,407.46	21,698.97	1,172,105.00	1,182,512.46
STLUCIE-Payden & Rygel	912828WJ5	UNITED STATES TREASURY	AA+	AAA	Aaa	2,250,000.00	05/31/2019	05/15/2024	2,295,995.42	0.00	21,287.98	102,392.08	2,397,487.50	2,418,775.48
STLUCIE-PPM	912828YV6	UNITED STATES TREASURY	AA+	AAA	Aaa	300,000.00	12/31/2019	05/15/2024	297,316.41	0.00	1,508.24	12,772.59	310,089.00	311,597.24
STLUCIE-Payden & Rygel	912828Z1	UNITED STATES TREASURY	AA+	AAA	Aaa	550,000.00	03/19/2020	02/28/2025	602,400.39	0.00	1,315.22	(7,349.89)	595,050.50	596,365.72
STLUCIE-PPM	912828Z1	UNITED STATES TREASURY	AA+	AAA	Aaa	850,000.00	12/09/2020	11/15/2025	2,728,515.63	0.00	2,032.61	(19,792.52)	2,708,723.11	2,728,515.63
STLUCIE-Payden & Rygel	912828Z1	UNITED STATES TREASURY	AA+	AAA	Aaa	900,000.00	05/11/2020	02/28/2025	1,004,800.78	0.00	2,152.17	(31,081.78)	973,719.00	975,871.17
STLUCIE-PPM	912828Z1	UNITED STATES TREASURY	AA+	AAA	Aaa	1,500,000.00	02/03/2021	02/28/2025	1,648,183.59	0.00	3,869.96	(25,318.59)	1,622,865.00	1,626,451.96
STLUCIE-Payden & Rygel	912828A0	UNITED STATES TREASURY	AA+	AAA	Aaa	335,000.00	09/09/2020	08/31/2025	334,646.68	0.00	72.83	(7,589.53)	327,057.15	327,129.98
STLUCIE-PPM	912828M56	UNITED STATES TREASURY	AA+	AAA	Aaa	2,000,000.00	06/03/2020	11/15/2025	2,202,187.50	0.00	17,030.39	(73,360.50)	2,128,820.00	2,145,850.39
STLUCIE-Payden & Rygel	912828M56	UNITED STATES TREASURY	AA+	AAA	Aaa	2,500,000.00	12/09/2020	11/15/2025	2,728,515.63	0.00	21,287.98	(67,490.63)	2,661,025.00	2,682,312.98
STLUCIE-PPM	91282CBH3	UNITED STATES TREASURY	AA+	AAA	Aaa	705,200.00	03/25/2021	01/31/2026	690,930.72	0.00	438.31	(3,579.33)	687,351.39	687,789.70
STLUCIE-Payden & Rygel	91282CBH3	UNITED STATES TREASURY	AA+	AAA	Aaa	1,569,800.00	03/24/2021	01/31/2026	1,541,837.94	0.00	975.70	(11,769.58)	1,530,068.36	1,531,044.07
STLUCIE-PPM	912828P46	UNITED STATES TREASURY	AA+	AAA	Aaa	2,500,000.00	07/21/2020	02/15/2026	535,761.72	0.00	1,010.01	(18,926.72)	516,835.00	517,845.01
STLUCIE-Payden & Rygel	912828P46	UNITED STATES TREASURY	AA+	AAA	Aaa	2,500,000.00	10/05/2020	02/15/2026	2,672,851.58	0.00	5,050.07	(88,676.58)	2,589,225.07	2,589,225.07
STLUCIE-PPM	91282CB17	UNITED STATES TREASURY	AA+	AAA	Aaa	4,380,000.00	04/01/2021	03/31/2026	4,345,439.06	0.00	89.75	(5,472.26)	4,339,966.80	4,340,056.55
									88,796,570.71	0.00	253,927.27	243,972.81	89,040,543.52	89,294,470.79
<b>SUPRANATIONAL AGENCIES</b>														
STLUCIE-Payden & Rygel	00828EDF3	AFRICAN DEVELOPMENT BANK	AAA	AAA	Aaa	170,000.00	12/06/2018	12/06/2021	169,850.40	0.00	1,629.17	3,394.90	173,245.30	174,874.47
STLUCIE-Payden & Rygel	4581XOCW6	INTER-AMERICAN DEVELOPMENT BANK	NA	AAA	Aaa	1,200,000.00	01/18/2017	01/18/2022	1,198,524.00	0.00	5,170.82	19,596.00	1,218,120.00	1,223,290.83
STLUCIE-PPM	04510T6T6	ASIAN DEVELOPMENT BANK	AAA	AAA	Aaa	980,000.00	04/07/2020	04/07/2022	979,108.20	0.00	2,960.42	5,380.20	984,488.40	987,448.82
STLUCIE-PPM	459058GJ1	INTERNATIONAL BANK FOR RECONSTRUCTION AND DE	AAA	AAA	Aaa	300,000.00	05/29/2019	07/01/2022	298,899.00	0.00	1,593.75	8,277.00	307,176.00	308,769.75
STLUCIE-Payden & Rygel	4581XOCZ9	INTER-AMERICAN DEVELOPMENT BANK	AAA	AAA	Aaa	600,000.00	09/14/2017	09/14/2022	597,888.00	0.00	495.83	15,300.00	613,188.00	613,683.83
STLUCIE-PPM	00828EEA3	AFRICAN DEVELOPMENT BANK	AAA	AAA	Aaa	230,000.00	09/18/2019	09/16/2022	229,638.90	0.00	155.73	4,972.60	234,611.50	234,767.23
STLUCIE-Payden & Rygel	00828EEA3	AFRICAN DEVELOPMENT BANK	AAA	AAA	Aaa	425,000.00	09/18/2019	09/16/2022	424,332.75	0.00	287.76	9,188.50	433,521.25	433,809.01

ST. LUCIE COUNTY BOARD OF COUNTY COMMISSIONERS  
 INVESTMENT PORTFOLIO  
 AS OF March 31, 2021

Account	Identifier	Description	S&P Rating	Fitch Rating	Moody's Rating	Current Units	Settle Date	Final Maturity	Book Value	Interest Due	Accrued Balance	Net Unrealized Gain/Loss	Market Value	Market Value + Accrued
STLUCIE-PPM	045167EX7	ASIAN DEVELOPMENT BANK	AAA	AAA	Aaa	525,000.00	10/06/2020	10/06/2023	524,438.25	0.00	638.02	(425.00)	523,934.25	524,572.27
STLUCIE-Payden & Rygel	4581XODP0	INTER-AMERICAN DEVELOPMENT BANK	AAA	AAA	Aaa	330,000.00	09/02/2020	11/15/2023	329,475.30	0.00	478.96	(504.00)	329,049.60	329,528.56
STLUCIE-PPM	459058DM6	INTERNATIONAL BANK FOR RECONSTRUCTION AND DE	AAA	AAA	Aaa	330,000.00	11/24/2020	11/24/2023	329,290.50	0.00	291.04	(207.90)	329,082.60	329,373.64
STLUCIE-Payden & Rygel	459058M6	INTERNATIONAL BANK FOR RECONSTRUCTION AND DE	AAA	AAA	Aaa	340,000.00	11/24/2020	11/24/2023	339,269.00	0.00	299.86	(214.20)	339,054.80	339,354.66
STLUCIE-Payden & Rygel	459050KC89	INTERNATIONAL FINANCE CORP	AAA	AAA	Aaa	500,000.00	10/16/2019	10/16/2024	498,535.00	0.00	3,151.04	14,570.00	513,105.00	516,256.04
STLUCIE-Payden & Rygel	045167EW9	ASIAN DEVELOPMENT BANK	AAA	AAA	Aaa	610,000.00	09/03/2020	09/03/2025	607,291.60	0.00	177.92	(10,492.00)	596,799.60	596,977.52
									10,061,936.25	0.00	26,500.56	114,683.55	10,176,619.80	10,203,120.36
<b>ASSET BACKED SECURITIES</b>														
STLUCIE-Payden & Rygel	08162CAD3	WOLS 2018-B A3	AAA	AAA	Aaa	13,333.55	09/19/2018	12/15/2021	13,332.49	0.00	18.90	15.46	13,347.95	13,366.86
STLUCIE-Payden & Rygel	02007MAE0	ALLYA 2018-1 A3	AAA	AAA	NA	7,627.42	08/03/2018	06/15/2022	7,554.73	0.00	7.97	78.72	7,633.45	7,641.42
STLUCIE-Payden & Rygel	92815HAC1	HAROT 2018-3 A3	AAA	AAA	NA	106,525.78	08/28/2018	08/22/2022	106,511.16	0.00	80.29	897.71	107,408.88	107,496.17
STLUCIE-Payden & Rygel	92867XAD8	VWALT 2019-A A3	AAA	AAA	NA	100,000.00	10/04/2019	11/21/2022	99,998.42	0.00	67.81	1,051.58	101,050.00	101,110.81
STLUCIE-Payden & Rygel	14315EAC4	CARMX 2018-4 A3	AAA	AAA	NA	0.01	10/24/2018	09/15/2023	0.01	0.00	0.00	(0.00)	0.01	0.01
STLUCIE-Payden & Rygel	34533FAD3	FORDO 2019-A A3	AAA	AAA	NA	226,167.77	03/22/2019	09/15/2023	226,129.70	0.00	279.44	3,439.62	229,569.33	229,848.77
STLUCIE-Payden & Rygel	92347YAA2	VZOT 2019-A A1A	AAA	AAA	Aaa	270,000.00	03/13/2019	09/20/2023	269,946.00	0.00	241.73	3,728.70	273,674.70	273,916.43
STLUCIE-Payden & Rygel	14042WAC4	COPAR 2019-1 A3	AAA	AAA	Aaa	118,063.60	05/30/2019	11/15/2023	118,039.69	0.00	131.71	1,629.99	119,802.68	119,934.39
STLUCIE-Payden & Rygel	98163EAD8	WOART 2018-B A3	AAA	AAA	NA	156,610.40	08/01/2018	11/15/2023	156,595.77	0.00	217.86	2,197.78	158,793.54	159,011.41
STLUCIE-Payden & Rygel	14315NAC4	CARMX 2019-1 A3	AAA	AAA	NA	0.01	01/23/2019	03/15/2024	0.01	0.00	0.00	0.00	0.01	0.01
STLUCIE-Payden & Rygel	80285RAD0	SDART 2020-2 A3	AAA	AAA	Aaa	120,000.00	07/22/2020	04/15/2024	119,986.19	0.00	35.73	306.61	120,286.80	120,322.53
STLUCIE-Payden & Rygel	02007RAC3	ALLYA 2019-3 A3	AAA	AAA	NA	80,000.00	09/17/2019	05/15/2024	79,997.74	0.00	68.62	968.66	80,966.40	81,035.02
STLUCIE-Payden & Rygel	26208VAD8	DRIVE 2020-2 A3	AAA	AAA	NA	80,000.00	06/17/2020	05/15/2024	79,996.94	0.00	29.51	287.06	80,284.00	80,313.51
STLUCIE-Payden & Rygel	14043TAF3	COPAR 2019-2 A3	AAA	AAA	NA	310,000.00	09/18/2019	05/15/2024	309,982.58	0.00	264.53	4,394.62	314,677.20	314,641.73
STLUCIE-Payden & Rygel	80285WAD9	SDART 2020-3	AAA	AAA	NA	330,000.00	09/23/2020	07/15/2024	329,968.45	0.00	76.27	467.15	330,435.60	330,511.87
STLUCIE-Payden & Rygel	36259PAE6	GMALT 2020-2 A4	AAA	AAA	NA	100,000.00	06/17/2020	07/22/2024	99,983.75	0.00	30.86	977.25	100,961.00	100,991.86
STLUCIE-Payden & Rygel	05591RAD6	BMWLT 2021-1 A4	AAA	AAA	NA	200,000.00	07/25/2020	07/25/2024	199,992.06	0.00	43.17	(370.06)	199,622.00	199,665.17
STLUCIE-Payden & Rygel	92868JAD8	VALET 2020-1 A3	AAA	AAA	NA	540,000.00	05/19/2020	11/20/2024	539,963.12	0.00	161.70	5,409.88	545,373.00	545,534.70
STLUCIE-Payden & Rygel	14315XAC2	CARMX 2020-1 A3	AAA	AAA	NA	130,000.00	12/16/2020	12/16/2024	129,974.49	0.00	109.20	2,928.41	132,902.90	133,012.10
STLUCIE-Payden & Rygel	03066PAC3	AMCAR 2020-3 A3	AAA	AAA	NA	500,000.00	11/24/2020	06/18/2025	499,932.50	0.00	95.69	1,167.50	501,100.00	501,195.69
STLUCIE-Payden & Rygel	98163DAD0	WOSAT 2020-A A3	AAA	AAA	NA	130,000.00	09/16/2020	07/15/2025	129,992.80	0.00	31.78	329.60	130,322.40	130,354.18
STLUCIE-Payden & Rygel	03063FAC8	AMCAR 2021-1 A3	AAA	AAA	NA	250,000.00	03/10/2021	08/18/2025	249,996.43	0.00	53.96	(298.93)	249,697.50	249,751.46
STLUCIE-Payden & Rygel	54353GAE9	FORDO 2020-B A4	AAA	AAA	NA	100,000.00	06/19/2020	09/15/2025	99,997.70	0.00	35.11	700.30	100,698.00	100,733.11
STLUCIE-Payden & Rygel	98164EAC9	WOART 2021-A A3	AAA	AAA	NA	550,000.00	02/10/2021	01/15/2026	549,962.55	0.00	73.33	(1,513.55)	548,449.00	548,522.33
STLUCIE-Payden & Rygel	36259PAD3	GMCAR 2020-3 A4	AAA	AAA	NA	140,000.00	08/19/2020	01/16/2026	139,998.52	0.00	33.83	(425.52)	139,573.00	139,606.83
STLUCIE-Payden & Rygel	80286TAD5	SRT 2021-A A4	AAA	AAA	NA	350,000.00	03/24/2021	03/20/2026	349,968.54	0.00	40.83	(588.04)	349,380.50	349,421.33
STLUCIE-Payden & Rygel	24705QAC6	DEFT 211 A3	AAA	AAA	Aaa	200,000.00	03/17/2020	05/22/2026	199,962.00	0.00	33.44	(174.00)	199,788.00	199,821.44
STLUCIE-Payden & Rygel	58769EAD0	MBALT 2020-B A4	AAA	AAA	NA	330,000.00	09/23/2020	06/15/2026	329,956.67	0.00	73.33	129.13	330,085.80	330,159.13
STLUCIE-Payden & Rygel	98163CAF7	WOART 20C A4	AAA	AAA	NA	160,000.00	08/19/2020	10/15/2026	159,979.98	0.00	43.38	(394.38)	159,585.60	159,628.98
STLUCIE-Payden & Rygel	58769VAD2	MERCEDES-BENZ AUTO RECEIVABLES TRUST 2020-1	AAA	AAA	NA	210,000.00	06/23/2020	10/15/2026	209,994.16	0.00	71.87	1,274.24	211,268.40	211,340.27
STLUCIE-Payden & Rygel	39154TBE3	GNL 2021-1 A4	AAA	AAA	NA	300,000.00	02/10/2021	12/15/2026	299,994.93	0.00	73.33	(2,712.92)	297,252.00	297,325.33
STLUCIE-Payden & Rygel	12597PAD0	BMWOT 2020-A A4	AAA	AAA	Aaa	160,000.00	05/27/2020	04/15/2027	159,969.54	0.00	107.38	3,400.06	163,369.60	163,476.98
STLUCIE-Payden & Rygel	09661RAE1	BMWOT 2020-A A4	AAA	AAA	NA	190,000.00	04/26/2027	04/26/2027	189,947.16	0.00	19.63	214.34	190,161.50	190,181.13
STLUCIE-Payden & Rygel	12510KAC7	CCG 211 A2	AAA	AAA	Aaa	300,000.00	02/16/2021	06/14/2027	299,953.98	0.00	40.00	(229.98)	299,724.00	299,764.00
STLUCIE-Payden & Rygel	47787NAD1	JDOT 2020-B A4	AAA	AAA	Aaa	150,000.00	07/22/2020	06/15/2027	149,953.19	0.00	48.00	759.31	150,712.50	150,760.50
STLUCIE-Payden & Rygel	47788UAD4	JDOT 2021 A4	AAA	AAA	Aaa	400,000.00	03/10/2021	12/15/2027	399,983.00	0.00	144.67	(3,075.00)	396,908.00	397,052.67
STLUCIE-Payden & Rygel	165183CP7	CFI211 A1	AAA	AAA	Aaa	200,000.00	03/23/2021	04/15/2023	199,975.64	0.00	20.89	24.36	200,000.00	200,020.89
									7,507,442.58	0.00	2,905.76	27,122.66	7,534,565.25	7,537,471.01
<b>EQUITIES &amp; EXCHANGE TRADED FUNDS</b>														
STLUCIE-Equities Sawgrass	099502106	BOOZ ALLEN HAMILTON HOLDING CL A ORD	NA	NA	NA	1.00	03/31/2020	---	68.46	0.00	0.00	0.00	80.53	80.53
STLUCIE-Equities Sawgrass	023436108	AMEDISYS ORD	NA	NA	NA	1.00	04/20/2020	---	212.68	0.00	0.00	0.00	264.79	264.79
STLUCIE-Equities Sawgrass	974250102	WINMARK ORD	NA	NA	NA	1.00	06/02/2020	---	137.48	0.00	0.00	0.00	186.43	186.43
STLUCIE-Equities Sawgrass	78648T100	SAFETY INSURANCE GROUP ORD	NA	NA	NA	1.00	07/01/2020	---	76.64	0.00	0.00	0.00	84.25	84.25
STLUCIE-Equities Sawgrass	31847R102	FIRST AMERICAN FINANCIAL ORD	NA	NA	NA	1.00	09/29/2020	---	50.00	0.00	0.00	0.00	56.65	56.65
STLUCIE-Equities Sawgrass	221006109	CORVEL ORD	NA	NA	NA	1.00	09/29/2020	---	83.42	0.00	0.00	0.00	102.59	102.59
STLUCIE-Equities Sawgrass	60855R100	MOLINA HEALTHCARE ORD	NA	NA	NA	1.00	09/29/2020	---	159.33	0.00	0.00	0.00	233.76	233.76
STLUCIE-Equities Sawgrass	48029Q107	JONES LANG LASALLE ORD	NA	NA	NA	1.00	09/29/2020	---	95.82	0.00	0.00	0.00	179.04	179.04
STLUCIE-Equities Sawgrass	784117103	SEI INVESTMENTS ORD	NA	NA	NA	1.00	12/31/2020	---	56.93	0.00	0.00	0.00	60.93	60.93
STLUCIE-Equities Sawgrass	974250102	WINMARK ORD	NA	NA	NA	1.00	12/31/2020	---	186.54	0.00	0.00	0.00	186.43	186.43
STLUCIE-Equities Sawgrass	303250104	FAIR ISAAC ORD	NA	NA	NA	1.00	12/31/2020	---	507.14	0.00	0.00	(21.09)	486.05	486.05
STLUCIE-Equities Sawgrass	948849104	WEI MARKETS ORD	NA	NA	NA	1.00	12/31/2020	---	48.31	0.00	0.00	8.21	56.52	56.52
STLUCIE-Equities Sawgrass	127190304	CACI INTERNATIONAL CL A ORD	NA	NA	NA	1.00	12/31/2020	---	248.01	0.00	0.00	0.00	246.66	246.66
STLUCIE-Equities Sawgrass	00164V103	AMC NETWORKS CL A ORD	NA	NA	NA	1.00	12/31/2020	---	34.52	0.00	0.00	18.64	53.16	53.16
STLUCIE-Equities Sawgrass	042735100	ARROW ELECTRONICS ORD	NA	NA	NA	1.00	12/31/2020	---	96.76	0.00	0.00	0.00	110.82	110.82
STLUCIE-Equities Sawgrass	303075105	FACTSET RESEARCH SYSTEMS ORD	NA	NA	NA	1.00	02/01/2021	---	316.89	0.00	0.00	0.00	308.59	308.59
STLUCIE-Equities Sawgrass	023436108	AMEDISYS ORD	NA	NA	NA	1.00	02/01/2021	---	287.14	0.00	0.00	0.00	264.79	264.79
STLUCIE-Equities Sawgrass	023436108	AMEDISYS ORD	NA	NA	NA	1.00	03/31/2021	---	265.11	0.00	0.00	0.00	264.79	264.79

ST. LUCIE COUNTY BOARD OF COUNTY COMMISSIONERS  
 INVESTMENT PORTFOLIO  
 AS OF March 31, 2021

Account	Identifier	Description	S&P Rating	Fitch Rating	Moody's Rating	Current Units	Settle Date	Final Maturity	Book Value	Interest Due	Accrued Balance	Net Unrealized Gain/Loss	Market Value	Market Value + Accrued
STLUCIE-Equities Sawgrass	466313103	JABIL ORD	NA	NA	NA	2.00	09/29/2020	---	67.53	0.00	0.00	36.79	104.32	164.32
STLUCIE-Equities Sawgrass	78648T100	SAFETY INSURANCE GROUP ORD	NA	NA	NA	2.00	09/29/2020	---	136.85	0.00	0.00	0.00	168.50	168.50
STLUCIE-Equities Sawgrass	56418H100	MANPOWERGROUP ORD	NA	NA	NA	2.00	09/29/2020	---	144.28	0.00	0.00	53.52	197.80	197.80
STLUCIE-Equities Sawgrass	83125X103	SLEEP NUMBER ORD	NA	NA	NA	2.00	09/29/2020	---	94.80	0.00	0.00	192.18	286.98	286.98
STLUCIE-Equities Sawgrass	861896108	STONEX GROUP ORD	NA	NA	NA	2.00	09/29/2020	---	98.78	0.00	0.00	31.98	130.76	130.76
STLUCIE-Equities Sawgrass	31847R102	FIRST AMERICAN FINANCIAL ORD	NA	NA	NA	2.00	12/31/2020	---	102.40	0.00	0.00	10.90	113.30	113.30
STLUCIE-Equities Sawgrass	78648T100	SAFETY INSURANCE GROUP ORD	NA	NA	NA	2.00	12/31/2020	---	157.32	0.00	0.00	11.18	168.50	168.50
STLUCIE-Equities Sawgrass	133131102	CAMDEN PROPERTY REIT ORD	NA	NA	NA	2.00	12/31/2020	---	197.18	1.66	0.00	22.64	219.82	219.82
STLUCIE-Equities Sawgrass	19247A100	COHEN & STEERS ORD	NA	NA	NA	2.00	12/31/2020	---	146.16	0.00	0.00	(15.50)	130.66	130.66
STLUCIE-Equities Sawgrass	860372101	STEWART INFO SVC ORD	NA	NA	NA	2.00	12/31/2020	---	96.88	0.00	0.00	7.18	104.06	104.06
STLUCIE-Equities Sawgrass	33767D105	FIRSTCASH ORD	NA	NA	NA	2.00	12/31/2020	---	104.14	0.00	0.00	(8.80)	131.34	131.34
STLUCIE-Equities Sawgrass	04316A108	ARTISAN PARTNERS ASSET MGMT CL A ORD	NA	NA	NA	2.00	12/31/2020	---	98.24	0.00	0.00	6.10	104.34	104.34
STLUCIE-Equities Sawgrass	566324109	MARCUS & MILLICAP INC. ORD	NA	NA	NA	2.00	12/31/2020	---	75.30	0.00	0.00	(7.90)	67.40	67.40
STLUCIE-Equities Sawgrass	83125X103	SLEEP NUMBER ORD	NA	NA	NA	2.00	12/31/2020	---	163.16	0.00	0.00	123.82	286.98	286.98
STLUCIE-Equities Sawgrass	896749108	TRIPLE S MANAGEMENT CL B ORD	NA	NA	NA	2.00	12/31/2020	---	43.74	0.00	0.00	8.32	52.06	52.06
STLUCIE-Equities Sawgrass	745867101	PULTEGROUP ORD	NA	NA	NA	2.00	02/01/2021	---	89.24	0.28	0.00	15.64	104.88	104.88
STLUCIE-Equities Sawgrass	589400100	MERCURY GENERAL ORD	NA	NA	NA	2.00	02/01/2021	---	108.91	0.00	0.00	12.71	121.62	121.62
STLUCIE-Equities Sawgrass	833034101	SNAP ON ORD	NA	NA	NA	2.00	03/31/2021	---	458.88	0.00	0.00	2.60	461.48	461.48
STLUCIE-Equities Sawgrass	50187A107	LHC GROUP ORD	NA	NA	NA	2.00	03/31/2021	---	375.64	0.00	0.00	6.78	382.42	382.42
STLUCIE-Equities Sawgrass	042735100	ARROW ELECTRONICS ORD	NA	NA	NA	2.00	03/31/2021	---	215.09	0.00	0.00	6.55	221.64	221.64
STLUCIE-Equities Sawgrass	60783X104	MODIVCARE ORD	NA	NA	NA	2.00	03/31/2021	---	300.15	0.00	0.00	(3.91)	296.24	296.24
STLUCIE-Equities Sawgrass	126349109	CSG SYSTEMS INTERNATIONAL ORD	NA	NA	NA	3.00	09/29/2020	---	121.97	0.00	0.00	12.70	134.67	134.67
STLUCIE-Equities Sawgrass	62914B100	NIC ORD	NA	NA	NA	3.00	09/29/2020	---	58.22	0.00	0.00	43.57	101.79	101.79
STLUCIE-Equities Sawgrass	974250102	WINMARK ORD	NA	NA	NA	3.00	09/29/2020	---	492.82	0.00	0.00	66.47	559.29	559.29
STLUCIE-Equities Sawgrass	09502106	BOOZ ALLEN HAMILTON HOLDING CL A ORD	NA	NA	NA	3.00	09/29/2020	---	215.09	0.00	0.00	(11.66)	241.59	241.59
STLUCIE-Equities Sawgrass	055501101	BIS WHOLESALE CLUB HOLD ORD	NA	NA	NA	3.00	09/29/2020	---	120.41	0.00	0.00	14.17	134.58	134.58
STLUCIE-Equities Sawgrass	833034101	SNAP ON ORD	NA	NA	NA	3.00	12/31/2020	---	509.52	0.00	0.00	182.70	692.22	692.22
STLUCIE-Equities Sawgrass	56418H100	MANPOWERGROUP ORD	NA	NA	NA	3.00	12/31/2020	---	269.19	0.00	0.00	27.51	296.70	296.70
STLUCIE-Equities Sawgrass	602602103	AMDOCS ORD	NA	NA	NA	3.00	12/31/2020	---	211.56	1.08	0.00	(1.11)	210.45	210.45
STLUCIE-Equities Sawgrass	09215C105	BLACK KNIGHT ORD	NA	NA	NA	3.00	12/31/2020	---	253.25	0.00	0.00	(42.60)	221.97	221.97
STLUCIE-Equities Sawgrass	31847R102	FIRST AMERICAN FINANCIAL ORD	NA	NA	NA	3.00	02/01/2021	---	159.68	0.00	0.00	10.27	169.95	169.95
STLUCIE-Equities Sawgrass	861896108	STONEX GROUP ORD	NA	NA	NA	3.00	02/01/2021	---	163.95	0.00	0.00	32.19	196.14	196.14
STLUCIE-Equities Sawgrass	635906100	NATIONAL HEALTHCARE ORD	NA	NA	NA	3.00	03/31/2021	---	231.30	1.56	0.00	2.43	233.73	233.73
STLUCIE-Equities Sawgrass	127190304	CACINTERNATIONAL CL A ORD	NA	NA	NA	3.00	03/31/2021	---	745.53	0.00	0.00	(5.55)	739.98	739.98
STLUCIE-Equities Sawgrass	221006109	CORVEL ORD	NA	NA	NA	3.00	03/31/2021	---	319.64	0.00	0.00	(11.87)	307.77	307.77
STLUCIE-Equities Sawgrass	63922B107	GENPACT ORD	NA	NA	NA	4.00	07/01/2020	---	145.20	0.00	0.00	26.08	171.28	171.28
STLUCIE-Equities Sawgrass	817565104	SERVICE CORPORATION INTERNATIONAL ORD	NA	NA	NA	4.00	07/01/2020	---	155.00	0.00	0.00	49.20	204.20	204.20
STLUCIE-Equities Sawgrass	817565104	SERVICE CORPORATION INTERNATIONAL ORD	NA	NA	NA	4.00	09/29/2020	---	168.60	0.00	0.00	35.60	204.20	204.20
STLUCIE-Equities Sawgrass	371901109	GENTEX ORD	NA	NA	NA	4.00	09/29/2020	---	101.78	0.00	0.00	40.90	142.68	142.68
STLUCIE-Equities Sawgrass	749397105	RI RCM ORD	NA	NA	NA	4.00	09/29/2020	---	64.74	0.00	0.00	33.98	98.72	98.72
STLUCIE-Equities Sawgrass	637372202	NATIONAL RESEARCH ORD	NA	NA	NA	4.00	12/31/2020	---	175.44	0.00	0.00	11.88	187.32	187.32
STLUCIE-Equities Sawgrass	21871N101	CORECTIC REIT ORD	NA	NA	NA	4.00	12/31/2020	---	27.80	0.00	0.00	8.40	36.20	36.20
STLUCIE-Equities Sawgrass	16359R103	CHEMED ORD	NA	NA	NA	4.00	01/27/2021	---	2,212.36	0.00	0.00	(373.08)	1,839.28	1,839.28
STLUCIE-Equities Sawgrass	63922B107	GENPACT ORD	NA	NA	NA	4.00	02/01/2021	---	155.72	0.00	0.00	15.56	171.28	171.28
STLUCIE-Equities Sawgrass	637372202	NATIONAL RESEARCH ORD	NA	NA	NA	4.00	02/01/2021	---	186.08	0.00	0.00	1.24	187.32	187.32
STLUCIE-Equities Sawgrass	460690100	INTERPUBLIC GROUP OF COMPANIES ORD	NA	NA	NA	4.00	02/01/2021	---	99.98	0.00	0.00	16.82	116.80	116.80
STLUCIE-Equities Sawgrass	78648T100	SAFETY INSURANCE GROUP ORD	NA	NA	NA	4.00	03/31/2021	---	340.29	0.00	0.00	(3.29)	337.00	337.00
STLUCIE-Equities Sawgrass	745867101	PULTEGROUP ORD	NA	NA	NA	4.00	03/31/2021	---	207.98	0.00	0.00	1.78	209.76	209.76
STLUCIE-Equities Sawgrass	410867105	HANOVER INSURANCE GROUP ORD	NA	NA	NA	4.00	03/31/2021	---	526.50	0.00	0.00	(8.66)	517.84	517.84
STLUCIE-Equities Sawgrass	56418H100	MANPOWERGROUP ORD	NA	NA	NA	4.00	03/31/2021	---	399.98	0.00	0.00	(4.38)	395.60	395.60
STLUCIE-Equities Sawgrass	784117103	SEI INVESTMENTS ORD	NA	NA	NA	4.00	03/31/2021	---	246.48	0.00	0.00	(2.76)	243.72	243.72
STLUCIE-Equities Sawgrass	006739106	ADDUS HOMECARE ORD	NA	NA	NA	4.00	03/31/2021	---	425.44	0.00	0.00	(7.08)	418.36	418.36
STLUCIE-Equities Sawgrass	084670702	BERKSHIRE HATHAWAY CL B ORD	NA	NA	NA	5.00	07/22/2016	---	733.52	0.00	0.00	543.83	1,277.35	1,277.35
STLUCIE-Equities Sawgrass	30214U102	EXPONENT ORD	NA	NA	NA	5.00	03/26/2019	---	285.50	0.00	0.00	201.75	487.25	487.25
STLUCIE-Equities Sawgrass	30250104	FAIR ISAAC ORD	NA	NA	NA	5.00	02/28/2020	---	1,933.35	0.00	0.00	476.90	2,430.25	2,430.25
STLUCIE-Equities Sawgrass	58506Q109	MEDPACE HOLDINGS ORD	NA	NA	NA	5.00	03/12/2020	---	444.98	0.00	0.00	820.25	820.25	820.25
STLUCIE-Equities Sawgrass	78463M107	SPS COMMERCE ORD	NA	NA	NA	5.00	05/01/2020	---	273.30	0.00	0.00	223.26	496.55	496.55
STLUCIE-Equities Sawgrass	02079K107	ALPHABET CL C ORD	NA	NA	NA	5.00	08/26/2020	---	7,988.50	0.00	0.00	2,384.65	10,343.15	10,343.15
STLUCIE-Equities Sawgrass	01973R101	ALLISON TRANSMISSION HOLDINGS ORD	NA	NA	NA	5.00	09/29/2020	---	170.72	0.00	0.00	33.43	204.15	204.15
STLUCIE-Equities Sawgrass	98421M106	XEROX HOLDINGS ORD	NA	NA	NA	5.00	09/29/2020	---	89.25	1.25	0.00	32.10	121.35	121.35
STLUCIE-Equities Sawgrass	05352A100	AVANTOR ORD	NA	NA	NA	5.00	09/29/2020	---	110.23	0.00	0.00	34.42	144.65	144.65
STLUCIE-Equities Sawgrass	49714P108	KINSALE CAPITAL GROUP ORD	NA	NA	NA	5.00	11/19/2020	---	1,164.89	0.00	0.00	(340.89)	824.00	824.00
STLUCIE-Equities Sawgrass	006653Q102	ADAPTHEALTH CL A ORD	NA	NA	NA	5.00	11/27/2020	---	142.52	0.00	0.00	41.28	183.80	183.80
STLUCIE-Equities Sawgrass	745867101	PULTEGROUP ORD	NA	NA	NA	5.00	12/31/2020	---	221.50	0.70	0.00	40.70	262.20	262.20
STLUCIE-Equities Sawgrass	46284V101	IRON MOUNTAIN ORD	NA	NA	NA	5.00	12/31/2020	---	148.45	3.09	0.00	36.60	185.05	185.05
STLUCIE-Equities Sawgrass	466313103	JABIL ORD	NA	NA	NA	5.00	12/31/2020	---	211.60	0.00	0.00	49.20	260.80	260.80
STLUCIE-Equities Sawgrass	314211103	FEDERATED HERMES CL B ORD	NA	NA	NA	5.00	12/31/2020	---	140.60	0.00	0.00	15.90	156.50	156.50
STLUCIE-Equities Sawgrass	371901109	GENTEX ORD	NA	NA	NA	5.00	12/31/2020	---	169.10	0.00	0.00	9.25	178.35	178.35

ST. LUCIE COUNTY BOARD OF COUNTY COMMISSIONERS  
 INVESTMENT PORTFOLIO  
 AS OF March 31, 2021

Account	Identifier	Description	S&P Rating	Fitch Rating	Moody's Rating	Current Units	Settle Date	Final Maturity	Book Value	Interest Due	Accrued Balance	Net Unrealized Gain/Loss	Market Value	Market Value + Accrued
STLUCIE-Equities Sawgrass	G2717B108	CUSHMAN AND WAKEFIELD ORD	NA	NA	NA	5.00	12/31/2020	---	76.60	0.00	0.00	5.00	81.60	81.60
STLUCIE-Equities Sawgrass	883203101	TEXTRON ORD	NA	NA	NA	5.00	01/28/2021	---	249.35	0.10	0.00	0.00	280.40	280.40
STLUCIE-Equities Sawgrass	635906100	NATIONAL HEALTHCARE ORD	NA	NA	NA	5.00	02/01/2021	---	328.15	2.60	0.00	0.00	389.55	389.55
STLUCIE-Equities Sawgrass	053807103	AVNET ORD	NA	NA	NA	5.00	03/16/2021	---	178.93	0.00	0.00	28.62	207.55	207.55
STLUCIE-Equities Sawgrass	16359R103	CHEMED ORD	NA	NA	NA	5.00	03/16/2021	---	2,224.73	0.00	0.00	74.37	2,299.10	2,299.10
STLUCIE-Equities Sawgrass	431475102	HILL ROM HOLDINGS ORD	NA	NA	NA	5.00	03/31/2021	---	557.08	0.00	0.00	(4.68)	552.40	552.40
STLUCIE-Equities Sawgrass	860372101	STEWART INFO SVC ORD	NA	NA	NA	5.00	03/31/2021	---	265.13	0.00	0.00	(4.98)	260.15	260.15
STLUCIE-Equities Sawgrass	31847R102	FIRST AMERICAN FINANCIAL ORD	NA	NA	NA	5.00	03/31/2021	---	286.05	0.00	0.00	(2.80)	283.25	283.25
STLUCIE-Equities Sawgrass	883203101	TEXTRON ORD	NA	NA	NA	5.00	03/31/2021	---	271.60	0.00	0.00	8.80	280.40	280.40
STLUCIE-Equities Sawgrass	783549108	RYDER SYSTEM ORD	NA	NA	NA	5.00	03/31/2021	---	370.35	0.00	0.00	7.90	378.25	378.25
STLUCIE-Equities Sawgrass	589400100	MERCURY GENERAL ORD	NA	NA	NA	5.00	03/31/2021	---	303.70	0.00	0.00	0.35	304.05	304.05
STLUCIE-Equities Sawgrass	33767D105	FIRSTCASH ORD	NA	NA	NA	5.00	03/31/2021	---	329.77	0.00	0.00	(1.42)	328.35	328.35
STLUCIE-Equities Sawgrass	29261A100	ENCOMPASS HEALTH ORD	NA	NA	NA	5.00	03/31/2021	---	412.58	1.40	0.00	(3.08)	409.50	409.50
STLUCIE-Equities Sawgrass	64111Q104	NETGEAR ORD	NA	NA	NA	5.00	03/31/2021	---	214.20	0.00	0.00	(8.70)	205.50	205.50
STLUCIE-Equities Sawgrass	695127100	PACIRA BIOSCIENCES ORD	NA	NA	NA	5.00	03/31/2021	---	356.08	0.00	0.00	(5.63)	350.45	350.45
STLUCIE-Equities Sawgrass	006739106	ADDUS HOMECARE ORD	NA	NA	NA	6.00	02/28/2020	---	563.34	0.00	0.00	64.20	627.54	627.54
STLUCIE-Equities Sawgrass	833034101	SNAP ON ORD	NA	NA	NA	6.00	02/28/2020	---	897.54	0.00	0.00	486.90	1,384.44	1,384.44
STLUCIE-Equities Sawgrass	099502106	BOOZ ALLEN HAMILTON HOLDING CL A ORD	NA	NA	NA	6.00	02/28/2020	---	429.63	0.00	0.00	53.55	483.18	483.18
STLUCIE-Equities Sawgrass	053807103	AVNET ORD	NA	NA	NA	6.00	03/31/2020	---	147.78	0.00	0.00	101.28	249.06	249.06
STLUCIE-Equities Sawgrass	83125X103	SLEEP NUMBER ORD	NA	NA	NA	6.00	07/01/2020	---	266.35	0.00	0.00	594.59	860.94	860.94
STLUCIE-Equities Sawgrass	053807103	AVNET ORD	NA	NA	NA	6.00	09/29/2020	---	152.58	0.00	0.00	96.48	249.06	249.06
STLUCIE-Equities Sawgrass	00164V103	AMC NETWORKS CL A ORD	NA	NA	NA	6.00	09/29/2020	---	144.42	0.00	0.00	174.54	318.96	318.96
STLUCIE-Equities Sawgrass	817565104	SERVICE CORPORATION INTERNATIONAL ORD	NA	NA	NA	6.00	12/31/2020	---	292.02	0.00	0.00	14.28	306.30	306.30
STLUCIE-Equities Sawgrass	460690100	INTERPUBLIC GROUP OF COMPANIES ORD	NA	NA	NA	6.00	12/31/2020	---	142.80	0.00	0.00	32.40	175.20	175.20
STLUCIE-Equities Sawgrass	98421M106	XEROX HOLDINGS ORD	NA	NA	NA	6.00	12/31/2020	---	139.74	1.50	0.00	(5.88)	145.62	145.62
STLUCIE-Equities Sawgrass	01973R101	ALLISON TRANSMISSION HOLDINGS ORD	NA	NA	NA	6.00	12/31/2020	---	257.94	0.00	0.00	(12.96)	244.98	244.98
STLUCIE-Equities Sawgrass	801056102	SANMINA ORD	NA	NA	NA	6.00	12/31/2020	---	191.70	0.00	0.00	56.58	248.28	248.28
STLUCIE-Equities Sawgrass	85208M102	SPROUTS FARMERS MARKET ORD	NA	NA	NA	6.00	12/31/2020	---	123.96	0.00	0.00	35.76	159.72	159.72
STLUCIE-Equities Sawgrass	73278L105	POOL ORD	NA	NA	NA	6.00	01/27/2021	---	2,214.87	0.00	0.00	(143.43)	2,071.44	2,071.44
STLUCIE-Equities Sawgrass	48029Q107	JONES LANG LASALLE ORD	NA	NA	NA	6.00	02/01/2021	---	926.58	0.00	0.00	147.66	1,074.24	1,074.24
STLUCIE-Equities Sawgrass	04316A108	ARTISAN PARTNERS ASSET MGMT CL A ORD	NA	NA	NA	6.00	03/31/2021	---	308.04	0.00	0.00	4.98	313.02	313.02
STLUCIE-Equities Sawgrass	053807103	AVNET ORD	NA	NA	NA	6.00	03/31/2021	---	243.00	0.00	0.00	6.06	249.06	249.06
STLUCIE-Equities Sawgrass	133131102	CAMDEN PROPERTY REIT ORD	NA	NA	NA	6.00	03/31/2021	---	669.93	4.98	0.00	(10.47)	659.46	659.46
STLUCIE-Equities Sawgrass	01973R101	ALLISON TRANSMISSION HOLDINGS ORD	NA	NA	NA	6.00	03/31/2021	---	243.36	0.00	0.00	1.62	244.98	244.98
STLUCIE-Equities Sawgrass	G02602103	AMDOCS ORD	NA	NA	NA	6.00	03/31/2021	---	491.46	2.16	0.00	(70.56)	420.90	420.90
STLUCIE-Equities Sawgrass	00164V103	AMC NETWORKS CL A ORD	NA	NA	NA	6.00	03/31/2021	---	313.92	0.00	0.00	5.04	318.96	318.96
STLUCIE-Equities Sawgrass	055001101	BIS WHOLESAL CLUB HOLD ORD	NA	NA	NA	6.00	03/31/2021	---	272.79	0.00	0.00	(3.63)	269.16	269.16
STLUCIE-Equities Sawgrass	896749108	TRIPLE S MANAGEMENT CL B ORD	NA	NA	NA	6.00	03/31/2021	---	155.46	0.00	0.00	0.72	156.18	156.18
STLUCIE-Equities Sawgrass	73278L105	POOL ORD	NA	NA	NA	7.00	02/28/2020	---	1,542.98	0.00	0.00	873.70	2,416.68	2,416.68
STLUCIE-Equities Sawgrass	29089Q105	EMERGENT BIOSOLUTIONS ORD	NA	NA	NA	7.00	03/12/2020	---	380.67	0.00	0.00	269.70	650.37	650.37
STLUCIE-Equities Sawgrass	67020Y100	NUANCE COMMUNICATIONS ORD	NA	NA	NA	7.00	07/01/2020	---	176.96	0.00	0.00	128.52	305.48	305.48
STLUCIE-Equities Sawgrass	126349109	CSG SYSTEMS INTERNATIONAL ORD	NA	NA	NA	7.00	12/31/2020	---	319.62	0.00	0.00	(5.39)	314.23	314.23
STLUCIE-Equities Sawgrass	G9078F107	TRITON INTERNATIONAL ORD	NA	NA	NA	7.00	12/31/2020	---	337.54	0.00	0.00	47.39	384.93	384.93
STLUCIE-Equities Sawgrass	22002T108	CORPORATE OFFICE PROP REIT ORD	NA	NA	NA	7.00	12/31/2020	---	183.05	1.93	0.00	1.26	184.31	184.31
STLUCIE-Equities Sawgrass	303250104	FAIR ISAAC ORD	NA	NA	NA	7.00	01/27/2021	---	3,496.01	0.00	0.00	(93.66)	3,402.35	3,402.35
STLUCIE-Equities Sawgrass	023436108	AMEDISYS ORD	NA	NA	NA	7.00	01/27/2021	---	2,260.51	0.00	0.00	(406.98)	1,853.53	1,853.53
STLUCIE-Equities Sawgrass	343498101	FLOWERS FOODS ORD	NA	NA	NA	7.00	02/01/2021	---	165.52	0.00	0.00	1.08	166.60	166.60
STLUCIE-Equities Sawgrass	552690109	MDU RESOURCES GROUP ORD	NA	NA	NA	7.00	02/01/2021	---	188.09	1.49	0.00	33.18	221.27	221.27
STLUCIE-Equities Sawgrass	981475106	WORLD FUEL SERVICES ORD	NA	NA	NA	7.00	03/31/2021	---	248.86	0.00	0.00	(2.46)	246.40	246.40
STLUCIE-Equities Sawgrass	827048109	SILGAN HOLDINGS ORD	NA	NA	NA	7.00	03/31/2021	---	303.21	0.00	0.00	(9.00)	294.21	294.21
STLUCIE-Equities Sawgrass	127190304	CACI INTERNATIONAL CL A ORD	NA	NA	NA	8.00	06/22/2020	---	1,925.03	0.00	0.00	48.25	1,973.28	1,973.28
STLUCIE-Equities Sawgrass	466313103	JABIL ORD	NA	NA	NA	8.00	07/01/2020	---	255.57	0.00	0.00	161.71	417.28	417.28
STLUCIE-Equities Sawgrass	22160K105	COSTCO WHOLESAL ORD	NA	NA	NA	8.00	07/28/2020	---	2,610.20	0.00	0.00	209.64	2,819.84	2,819.84
STLUCIE-Equities Sawgrass	460690100	INTERPUBLIC GROUP OF COMPANIES ORD	NA	NA	NA	8.00	09/29/2020	---	133.80	0.00	0.00	99.80	233.60	233.60
STLUCIE-Equities Sawgrass	257701201	DONEGAL GROUP CL A ORD	NA	NA	NA	8.00	09/29/2020	---	110.72	0.00	0.00	8.16	118.88	118.88
STLUCIE-Equities Sawgrass	404251101	HMS HOLDINGS ORD	NA	NA	NA	8.00	09/29/2020	---	188.64	0.00	0.00	107.16	295.80	295.80
STLUCIE-Equities Sawgrass	303075105	FACTSET RESEARCH SYSTEMS ORD	NA	NA	NA	8.00	11/10/2020	---	2,691.20	0.00	0.00	(222.48)	2,468.72	2,468.72
STLUCIE-Equities Sawgrass	65342T106	NI HOLDINGS ORD	NA	NA	NA	8.00	12/31/2020	---	135.76	0.00	0.00	12.08	147.84	147.84
STLUCIE-Equities Sawgrass	055001101	BIS WHOLESAL CLUB HOLD ORD	NA	NA	NA	8.00	12/31/2020	---	295.60	0.00	0.00	63.28	358.88	358.88
STLUCIE-Equities Sawgrass	00922R105	AIR TRANSPORT SERVICES GROUP ORD	NA	NA	NA	8.00	01/28/2021	---	215.97	0.00	0.00	18.11	234.08	234.08
STLUCIE-Equities Sawgrass	98421M106	XEROX HOLDINGS ORD	NA	NA	NA	8.00	02/01/2021	---	167.24	2.00	0.00	26.92	194.16	194.16
STLUCIE-Equities Sawgrass	85208M102	SPROUTS FARMERS MARKET ORD	NA	NA	NA	8.00	02/01/2021	---	190.48	0.00	0.00	22.48	212.96	212.96
STLUCIE-Equities Sawgrass	05352A100	AVANTOR ORD	NA	NA	NA	8.00	02/01/2021	---	229.60	0.00	0.00	1.84	231.44	231.44
STLUCIE-Equities Sawgrass	19247A100	COHEN & STEERS ORD	NA	NA	NA	8.00	03/31/2021	---	527.45	0.00	0.00	(4.81)	522.64	522.64
STLUCIE-Equities Sawgrass	099502106	BOOZ ALLEN HAMILTON HOLDING CL A ORD	NA	NA	NA	8.00	03/31/2021	---	653.48	0.00	0.00	(9.24)	644.24	644.24
STLUCIE-Equities Sawgrass	371901109	GENTEX ORD	NA	NA	NA	8.00	03/31/2021	---	283.52	0.00	0.00	1.84	285.36	285.36
STLUCIE-Equities Sawgrass	09215C105	BLACK KNIGHT ORD	NA	NA	NA	8.00	03/31/2021	---	593.72	0.00	0.00	(1.80)	591.92	591.92
STLUCIE-Equities Sawgrass	81619Q105	SELECT MEDICAL HOLDINGS ORD	NA	NA	NA	8.00	03/31/2021	---	272.29	0.00	0.00	0.51	272.80	272.80

ST. LUCIE COUNTY BOARD OF COUNTY COMMISSIONERS  
INVESTMENT PORTFOLIO  
AS OF March 31, 2021

Account	Identifier	Description	S&P Rating	Fitch Rating	Moody's Rating	Current Units	Settle Date	Final Maturity	Book Value	Interest Due	Accrued Balance	Net Unrealized Gain/Loss	Market Value	Market Value + Accrued
STLUCIE-Equities Sawgrass	097793400	BONANZA CREEK ENERGY ORD	NA	NA	NA	8.00	03/31/2021	---	281.16	0.00	0.00	4.68	285.84	285.84
STLUCIE-Equities Sawgrass	858119100	STEEL DYNAMICS ORD	NA	NA	NA	9.00	02/28/2020	---	456.84	2.34	0.00	205.34	456.84	456.84
STLUCIE-Equities Sawgrass	608558100	MOLINA HEALTHCARE ORD	NA	NA	NA	9.00	02/28/2020	---	1,162.13	0.00	0.00	941.71	2,103.84	2,103.84
STLUCIE-Equities Sawgrass	421906108	HEALTHCARE SERVICES ORD	NA	NA	NA	9.00	03/31/2020	---	200.79	0.00	0.00	51.48	252.27	252.27
STLUCIE-Equities Sawgrass	466313103	JABIL ORD	NA	NA	NA	9.00	03/31/2020	---	212.58	0.00	0.00	256.86	469.44	469.44
STLUCIE-Equities Sawgrass	745867101	PULTEGROUP ORD	NA	NA	NA	9.00	06/08/2020	---	321.71	1.26	0.00	150.25	471.96	471.96
STLUCIE-Equities Sawgrass	410345102	HANESBRANDS ORD	NA	NA	NA	9.00	09/29/2020	---	138.74	0.00	0.00	38.29	177.03	177.03
STLUCIE-Equities Sawgrass	410345102	HANESBRANDS ORD	NA	NA	NA	9.00	12/31/2020	---	131.22	0.00	0.00	45.81	177.03	177.03
STLUCIE-Equities Sawgrass	02665T306	AMERICAN HOMES 4 RENT CL A REIT ORD	NA	NA	NA	9.00	12/31/2020	---	267.30	0.00	0.00	32.76	300.06	300.06
STLUCIE-Equities Sawgrass	097793400	BONANZA CREEK ENERGY ORD	NA	NA	NA	9.00	12/31/2020	---	173.97	0.00	0.00	147.60	321.57	321.57
STLUCIE-Equities Sawgrass	127190304	CACI INTERNATIONAL CL A ORD	NA	NA	NA	9.00	01/27/2021	---	2,288.43	0.00	0.00	(68.49)	2,219.94	2,219.94
STLUCIE-Equities Sawgrass	50187A107	LHC GROUP ORD	NA	NA	NA	9.00	01/27/2021	---	2,003.33	0.00	0.00	(282.44)	1,720.89	1,720.89
STLUCIE-Equities Sawgrass	201723103	COMMERCIAL METALS ORD	NA	NA	NA	9.00	02/01/2021	---	179.96	1.08	0.00	97.60	277.56	277.56
STLUCIE-Equities Sawgrass	78648T100	SAFETY INSURANCE GROUP ORD	NA	NA	NA	9.00	02/01/2021	---	672.93	0.00	0.00	85.32	758.25	758.25
STLUCIE-Equities Sawgrass	817565104	SERVICE CORPORATION INTERNATIONAL ORD	NA	NA	NA	9.00	03/31/2021	---	462.60	0.00	0.00	(3.15)	459.45	459.45
STLUCIE-Equities Sawgrass	466313103	JABIL ORD	NA	NA	NA	9.00	03/31/2021	---	461.57	0.00	0.00	7.87	469.44	469.44
STLUCIE-Equities Sawgrass	314211103	FEDERATED HERMES CL B ORD	NA	NA	NA	9.00	03/31/2021	---	281.03	0.00	0.00	0.67	281.70	281.70
STLUCIE-Equities Sawgrass	890516107	TOOTSIE ROLL INDUSTRIES ORD	NA	NA	NA	9.27	12/31/2020	---	271.89	0.00	0.00	35.23	307.12	307.12
STLUCIE-Equities Sawgrass	907818108	UNION PACIFIC ORD	NA	NA	NA	10.00	08/22/2018	---	1,509.60	0.00	0.00	694.50	2,204.10	2,204.10
STLUCIE-Equities Sawgrass	371901109	GENTEX ORD	NA	NA	NA	10.00	03/31/2020	---	216.37	0.00	0.00	140.33	356.70	356.70
STLUCIE-Equities Sawgrass	023436108	AMEDISYS ORD	NA	NA	NA	10.00	05/01/2020	---	1,929.07	0.00	0.00	718.83	2,647.90	2,647.90
STLUCIE-Equities Sawgrass	759916109	REPLIGEN ORD	NA	NA	NA	10.00	05/07/2020	---	1,146.70	0.00	0.00	797.40	1,944.10	1,944.10
STLUCIE-Equities Sawgrass	49714P108	ADDUS HOMECARE ORD	NA	NA	NA	10.00	06/01/2020	---	982.61	0.00	0.00	63.29	1,045.90	1,045.90
STLUCIE-Equities Sawgrass	338307101	LHC GROUP ORD	NA	NA	NA	10.00	06/29/2020	---	1,699.31	0.00	0.00	212.79	1,912.10	1,912.10
STLUCIE-Equities Sawgrass	392709101	GREEN BRICK PARTNERS ORD	NA	NA	NA	10.00	09/08/2020	---	150.80	0.00	0.00	76.00	226.80	226.80
STLUCIE-Equities Sawgrass	29099Q105	EMERGENT BIOSOLUTIONS ORD	NA	NA	NA	10.00	06/29/2020	---	452.16	0.00	0.00	248.75	700.90	700.90
STLUCIE-Equities Sawgrass	16359R103	PACIRA BIOSCIENCES ORD	NA	NA	NA	10.00	07/01/2020	---	95.65	0.00	0.00	6.45	102.10	102.10
STLUCIE-Equities Sawgrass	338307101	ZYNGA CL A ORD	NA	NA	NA	10.00	07/21/2020	---	1,622.47	0.00	0.00	25.53	1,648.00	1,648.00
STLUCIE-Equities Sawgrass	011642105	FIVE9 ORD	NA	NA	NA	10.00	07/21/2020	---	1,116.60	0.00	0.00	446.70	1,563.30	1,563.30
STLUCIE-Equities Sawgrass	039653100	ALARAMCOM HOLDINGS ORD	NA	NA	NA	10.00	09/25/2020	---	560.73	0.00	0.00	303.07	863.80	863.80
STLUCIE-Equities Sawgrass	023436108	ARCOSA ORD	NA	NA	NA	10.00	10/22/2020	---	494.05	0.00	0.00	156.85	650.90	650.90
STLUCIE-Equities Sawgrass	153527205	AMEDISYS ORD	NA	NA	NA	10.00	10/22/2020	---	2,491.90	0.00	0.00	156.00	2,647.90	2,647.90
STLUCIE-Equities Sawgrass	343498101	CENTRAL GARDEN AND PET CL A ORD	NA	NA	NA	10.00	10/22/2020	---	376.20	0.00	0.00	142.70	518.90	518.90
STLUCIE-Equities Sawgrass	67020Y100	FLOWERS FOODS ORD	NA	NA	NA	10.00	12/31/2020	---	229.70	0.00	0.00	8.30	238.00	238.00
STLUCIE-Equities Sawgrass	742537107	NUANCE COMMUNICATIONS ORD	NA	NA	NA	10.00	12/31/2020	---	436.30	0.00	0.00	0.10	436.40	436.40
STLUCIE-Equities Sawgrass	974250102	WINMARK ORD	NA	NA	NA	10.00	01/27/2021	---	1,816.70	0.00	0.00	47.60	1,864.30	1,864.30
STLUCIE-Equities Sawgrass	60855R100	MOLINA HEALTHCARE ORD	NA	NA	NA	10.00	01/27/2021	---	2,238.25	0.00	0.00	79.35	2,337.60	2,337.60
STLUCIE-Equities Sawgrass	981475106	WORLD FUEL SERVICES ORD	NA	NA	NA	10.00	02/01/2021	---	320.90	1.20	0.00	31.10	352.00	352.00
STLUCIE-Equities Sawgrass	439038100	HOOKER FURNITURE ORD	NA	NA	NA	10.00	02/01/2021	---	313.75	0.00	0.00	50.85	364.60	364.60
STLUCIE-Equities Sawgrass	243537107	DECKERS OUTDOOR ORD	NA	NA	NA	10.00	02/25/2021	---	3,131.75	0.00	0.00	172.45	3,304.20	3,304.20
STLUCIE-Equities Sawgrass	78463M107	SPS COMMERCE ORD	NA	NA	NA	10.00	02/26/2021	---	1,051.36	0.00	0.00	(8.26)	993.10	993.10
STLUCIE-Equities Sawgrass	73278L105	POOL ORD	NA	NA	NA	10.00	03/16/2021	---	3,407.95	0.00	0.00	44.45	3,452.40	3,452.40
STLUCIE-Equities Sawgrass	303250104	FAIR ISAAC ORD	NA	NA	NA	10.00	03/16/2021	---	4,589.50	0.00	0.00	271.00	4,860.50	4,860.50
STLUCIE-Equities Sawgrass	460690100	INTERPUBLIC GROUP OF COMPANIES ORD	NA	NA	NA	10.00	03/31/2021	---	284.85	0.00	0.00	7.15	292.00	292.00
STLUCIE-Equities Sawgrass	703395103	PATTERSON COMPANIES ORD	NA	NA	NA	10.00	03/31/2021	---	325.68	0.00	0.00	(6.18)	319.50	319.50
STLUCIE-Equities Sawgrass	78463M107	SPS COMMERCE ORD	NA	NA	NA	10.00	03/31/2021	---	1,001.60	0.00	0.00	(8.50)	993.10	993.10
STLUCIE-Equities Sawgrass	30212W100	EXP WORLD HOLDINGS ORD	NA	NA	NA	10.00	03/31/2021	---	430.45	0.00	0.00	25.05	455.50	455.50
STLUCIE-Equities Sawgrass	50187A107	SAFETY INSURANCE GROUP ORD	NA	NA	NA	11.00	02/28/2020	---	990.55	0.00	0.00	(63.80)	926.75	926.75
STLUCIE-Equities Sawgrass	703395103	PATTERSON COMPANIES ORD	NA	NA	NA	11.00	03/31/2020	---	181.53	0.00	0.00	169.92	351.45	351.45
STLUCIE-Equities Sawgrass	302075105	FACTSET RESEARCH SYSTEMS ORD	NA	NA	NA	11.00	04/30/2020	---	3,057.39	0.00	0.00	337.10	3,394.49	3,394.49
STLUCIE-Equities Sawgrass	388689101	GRAPHIC PACKAGING HOLDING ORD	NA	NA	NA	11.00	07/01/2020	---	151.80	0.83	0.00	47.96	199.76	199.76
STLUCIE-Equities Sawgrass	827048109	SILGAN HOLDINGS ORD	NA	NA	NA	11.00	12/31/2020	---	403.68	0.00	0.00	58.65	462.33	462.33
STLUCIE-Equities Sawgrass	55345K103	MRC GLOBAL ORD	NA	NA	NA	11.00	12/31/2020	---	72.82	0.00	0.00	26.51	99.33	99.33
STLUCIE-Equities Sawgrass	833034101	SNAP ON ORD	NA	NA	NA	11.00	01/27/2021	---	1,973.35	0.00	0.00	564.79	2,538.14	2,538.14
STLUCIE-Equities Sawgrass	466313103	JABIL ORD	NA	NA	NA	11.00	02/01/2021	---	460.35	0.00	0.00	113.41	573.76	573.76
STLUCIE-Equities Sawgrass	023436108	AMEDISYS ORD	NA	NA	NA	11.00	03/16/2021	---	2,901.03	0.00	0.00	11.66	2,912.69	2,912.69
STLUCIE-Equities Sawgrass	00922R105	AIR TRANSPORT SERVICES GROUP ORD	NA	NA	NA	11.00	03/31/2021	---	319.66	0.00	0.00	2.20	321.86	321.86
STLUCIE-Equities Sawgrass	50187A107	LHC GROUP ORD	NA	NA	NA	12.00	02/28/2020	---	1,799.83	0.00	0.00	494.69	2,294.52	2,294.52
STLUCIE-Equities Sawgrass	410867105	HANOVER INSURANCE GROUP ORD	NA	NA	NA	12.00	02/28/2020	---	1,574.37	0.00	0.00	(20.85)	1,553.52	1,553.52
STLUCIE-Equities Sawgrass	858119100	STEEL DYNAMICS ORD	NA	NA	NA	12.00	07/01/2020	---	311.88	3.12	0.00	297.24	609.12	609.12
STLUCIE-Equities Sawgrass	133131102	CAMDEN PROPERTY REIT ORD	NA	NA	NA	12.00	07/01/2020	---	1,067.64	9.96	0.00	251.28	1,318.92	1,318.92
STLUCIE-Equities Sawgrass	981475106	WORLD FUEL SERVICES ORD	NA	NA	NA	12.00	09/29/2020	---	256.50	1.44	0.00	165.90	422.40	422.40
STLUCIE-Equities Sawgrass	62914B100	NIC ORD	NA	NA	NA	12.00	12/31/2020	---	318.71	0.00	0.00	88.45	407.16	407.16
STLUCIE-Equities Sawgrass	201723103	COMMERCIAL METALS ORD	NA	NA	NA	12.00	12/31/2020	---	241.80	1.44	0.00	128.28	370.08	370.08
STLUCIE-Equities Sawgrass	46284V101	IRON MOUNTAIN ORD	NA	NA	NA	12.00	03/31/2021	---	442.62	0.00	0.00	1.50	444.12	444.12

ST. LUCIE COUNTY BOARD OF COUNTY COMMISSIONERS  
 INVESTMENT PORTFOLIO  
 AS OF March 31, 2021

Account	Identifier	Description	S&P Rating	Fitch Rating	Moody's Rating	Current Units	Settle Date	Final Maturity	Book Value	Interest Due	Accrued Balance	Net Unrealized Gain/Loss	Market Value	Market Value + Accrued
STLUCIE-Equities Sawgrass	410345102	HANESBRANDS ORD	NA	NA	NA	12.00	03/31/2021	---	237.42	0.00	0.00	(1.38)	236.04	236.04
STLUCIE-Equities Sawgrass	801056102	SANMINA ORD	NA	NA	NA	12.00	03/31/2021	---	494.10	0.00	0.00	2.46	496.56	496.56
STLUCIE-Equities Sawgrass	566324109	MARCUS & MILLICHAP INC. ORD	NA	NA	NA	12.00	03/31/2021	---	398.86	0.00	0.00	5.54	404.40	404.40
STLUCIE-Equities Sawgrass	50212V100	LPL FINANCIAL HOLDINGS ORD	NA	NA	NA	13.00	02/28/2020	---	1,091.85	0.00	0.00	756.23	1,848.08	1,848.08
STLUCIE-Equities Sawgrass	50212V100	LPL FINANCIAL HOLDINGS ORD	NA	NA	NA	13.00	01/27/2021	---	1,486.75	0.00	0.00	361.33	1,848.08	1,848.08
STLUCIE-Equities Sawgrass	410867105	HANOVER INSURANCE GROUP ORD	NA	NA	NA	13.00	01/27/2021	---	1,515.54	0.00	0.00	167.44	1,682.98	1,682.98
STLUCIE-Equities Sawgrass	50187A107	LHC GROUP ORD	NA	NA	NA	13.00	03/16/2021	---	2,512.09	0.00	0.00	(26.36)	2,485.73	2,485.73
STLUCIE-Equities Sawgrass	126349109	CSG SYSTEMS INTERNATIONAL ORD	NA	NA	NA	13.00	03/31/2021	---	623.03	0.00	0.00	(39.46)	583.57	583.57
STLUCIE-Equities Sawgrass	67020Y100	NUANCE COMMUNICATIONS ORD	NA	NA	NA	13.00	03/31/2021	---	545.81	0.00	0.00	21.51	567.32	567.32
STLUCIE-Equities Sawgrass	890516107	TOOTISE ROLL INDUSTRIES ORD	NA	NA	NA	13.39	09/29/2020	---	394.68	0.00	0.00	48.93	443.61	443.61
STLUCIE-Equities Sawgrass	907818108	UNION PACIFIC ORD	NA	NA	NA	14.00	08/30/2018	---	2,122.54	0.00	0.00	963.20	3,085.74	3,085.74
STLUCIE-Equities Sawgrass	67020Y100	NUANCE COMMUNICATIONS ORD	NA	NA	NA	14.00	09/29/2020	---	1,457.31	0.00	0.00	153.65	1,610.96	1,610.96
STLUCIE-Equities Sawgrass	388689101	GRAPHIC PACKAGING HOLDING ORD	NA	NA	NA	14.00	12/31/2020	---	235.06	1.05	0.00	19.18	254.24	254.24
STLUCIE-Equities Sawgrass	031652100	AMKOR TECHNOLOGY ORD	NA	NA	NA	14.00	01/28/2021	---	243.18	0.00	0.00	88.76	331.94	331.94
STLUCIE-Equities Sawgrass	12703107	CACTUS CL A ORD	NA	NA	NA	14.00	01/27/2021	---	388.85	0.00	0.00	39.83	428.68	428.68
STLUCIE-Equities Sawgrass	890516107	TOOTISE ROLL INDUSTRIES ORD	NA	NA	NA	14.00	03/31/2021	---	471.24	0.00	0.00	(7.42)	463.82	463.82
STLUCIE-Equities Sawgrass	388689101	GRAPHIC PACKAGING HOLDING ORD	NA	NA	NA	14.00	03/31/2021	---	258.37	0.00	0.00	(4.13)	254.24	254.24
STLUCIE-Equities Sawgrass	31189V109	FATHOM HOLDINGS ORD	NA	NA	NA	14.00	03/31/2021	---	542.57	0.00	0.00	(29.75)	512.82	512.82
STLUCIE-Equities Sawgrass	759916109	REPLIGEN ORD	NA	NA	NA	15.00	07/01/2019	---	1,249.80	0.00	0.00	1,666.35	2,916.15	2,916.15
STLUCIE-Equities Sawgrass	562750109	MANHATTAN ASSOCIATES ORD	NA	NA	NA	15.00	07/25/2019	---	1,086.68	0.00	0.00	674.02	1,760.70	1,760.70
STLUCIE-Equities Sawgrass	759916109	REPLIGEN ORD	NA	NA	NA	15.00	08/01/2019	---	1,415.51	0.00	0.00	1,500.64	2,916.15	2,916.15
STLUCIE-Equities Sawgrass	258278100	DORMAN PRODUCTS ORD	NA	NA	NA	15.00	11/27/2020	---	1,403.33	0.00	0.00	136.28	1,539.60	1,539.60
STLUCIE-Equities Sawgrass	920707409	VILLAGE SUPER MARKET CL A ORD	NA	NA	NA	15.00	12/31/2020	---	331.95	3.75	0.00	21.60	353.55	353.55
STLUCIE-Equities Sawgrass	29089Q105	EMERGENT BIOSOLUTIONS ORD	NA	NA	NA	15.00	01/04/2021	---	1,386.13	0.00	0.00	7.52	1,393.65	1,393.65
STLUCIE-Equities Sawgrass	87724P106	TAYLOR MORRISON HOME ORD	NA	NA	NA	15.00	01/04/2021	---	401.85	0.00	0.00	60.30	462.15	462.15
STLUCIE-Equities Sawgrass	133131102	CAMDEN PROPERTY REIT ORD	NA	NA	NA	15.00	02/01/2021	---	1,540.43	12.45	0.00	108.22	1,648.65	1,648.65
STLUCIE-Equities Sawgrass	74915M100	QURATE RETAIL SRS A ORD	NA	NA	NA	15.00	02/01/2021	---	194.03	0.00	0.00	(17.65)	176.40	176.40
STLUCIE-Equities Sawgrass	09922R105	AIR TRANSPORT SERVICES GROUP ORD	NA	NA	NA	15.00	02/01/2021	---	405.98	0.00	0.00	32.92	438.90	438.90
STLUCIE-Equities Sawgrass	833034101	SNAP ON ORD	NA	NA	NA	15.00	03/16/2021	---	3,253.72	0.00	0.00	207.38	3,461.10	3,461.10
STLUCIE-Equities Sawgrass	974250102	WINMARK ORD	NA	NA	NA	15.00	03/16/2021	---	2,745.62	0.00	0.00	50.83	2,796.45	2,796.45
STLUCIE-Equities Sawgrass	303075105	FACTSET RESEARCH SYSTEMS ORD	NA	NA	NA	15.00	03/16/2021	---	4,700.78	0.00	0.00	(71.93)	4,628.85	4,628.85
STLUCIE-Equities Sawgrass	127190304	CAC INTERNATIONAL CL A ORD	NA	NA	NA	15.00	03/16/2021	---	3,575.25	0.00	0.00	124.65	3,699.90	3,699.90
STLUCIE-Equities Sawgrass	60855R100	MOLINA HEALTHCARE ORD	NA	NA	NA	15.00	03/16/2021	---	3,473.29	0.00	0.00	33.11	3,506.40	3,506.40
STLUCIE-Equities Sawgrass	05352A100	AVANTOR ORD	NA	NA	NA	15.00	03/31/2021	---	422.78	0.00	0.00	11.17	433.95	433.95
STLUCIE-Equities Sawgrass	431475102	HILL ROM HOLDINGS ORD	NA	NA	NA	16.00	02/28/2020	---	1,627.36	0.00	0.00	140.32	1,767.68	1,767.68
STLUCIE-Equities Sawgrass	00164V103	AMC NETWORKS CL A ORD	NA	NA	NA	16.00	07/01/2020	---	378.72	0.00	0.00	471.84	850.56	850.56
STLUCIE-Equities Sawgrass	21871N101	CORECTIV REIT ORD	NA	NA	NA	16.00	09/29/2020	---	130.00	0.00	0.00	144.80	144.80	144.80
STLUCIE-Equities Sawgrass	74915M100	QURATE RETAIL SRS A ORD	NA	NA	NA	16.00	12/31/2020	---	167.52	0.00	0.00	20.64	188.16	188.16
STLUCIE-Equities Sawgrass	871065104	SWITCH CL A ORD	NA	NA	NA	16.00	01/28/2021	---	265.28	0.00	0.00	(5.12)	260.16	260.16
STLUCIE-Equities Sawgrass	006739106	ADDUS HOMECARE ORD	NA	NA	NA	16.00	01/27/2021	---	2,026.48	0.00	0.00	(333.04)	1,673.44	1,673.44
STLUCIE-Equities Sawgrass	33767D105	FIRSTCASH ORD	NA	NA	NA	16.00	02/01/2021	---	887.60	0.00	0.00	1,050.72	1,938.32	1,938.32
STLUCIE-Equities Sawgrass	127203107	CACTUS CL A ORD	NA	NA	NA	16.00	02/01/2021	---	411.36	0.00	0.00	78.56	489.92	489.92
STLUCIE-Equities Sawgrass	62717B108	CUSHMAN AND WAKEFIELD ORD	NA	NA	NA	16.00	03/31/2021	---	263.28	0.00	0.00	(2.16)	261.12	261.12
STLUCIE-Equities Sawgrass	50187A107	LHC GROUP ORD	NA	NA	NA	17.00	08/12/2019	---	2,147.27	0.00	0.00	1,103.30	3,250.57	3,250.57
STLUCIE-Equities Sawgrass	49714P108	KINSALE CAPITAL GROUP ORD	NA	NA	NA	17.00	02/12/2020	---	2,075.72	0.00	0.00	725.88	2,801.60	2,801.60
STLUCIE-Equities Sawgrass	48020Q107	JONES LANG LASALLE ORD	NA	NA	NA	17.00	02/28/2020	---	2,459.36	0.00	0.00	584.32	3,043.68	3,043.68
STLUCIE-Equities Sawgrass	36162J106	GEO GROUP REIT ORD	NA	NA	NA	17.00	12/31/2020	---	154.45	0.00	0.00	(22.53)	131.92	131.92
STLUCIE-Equities Sawgrass	431475102	HILL ROM HOLDINGS ORD	NA	NA	NA	17.00	01/27/2021	---	1,743.35	0.00	0.00	134.81	1,878.16	1,878.16
STLUCIE-Equities Sawgrass	78648T100	SAFETY INSURANCE GROUP ORD	NA	NA	NA	17.00	01/27/2021	---	1,304.41	0.00	0.00	127.84	1,432.25	1,432.25
STLUCIE-Equities Sawgrass	883203101	TEXTRON ORD	NA	NA	NA	17.00	02/01/2021	---	953.56	0.34	0.00	159.80	953.36	953.36
STLUCIE-Equities Sawgrass	02665T306	AMERICAN HOMES 4 RENT CL A REIT ORD	NA	NA	NA	17.00	03/31/2021	---	573.67	0.00	0.00	(6.89)	566.78	566.78
STLUCIE-Equities Sawgrass	62914B100	NIC ORD	NA	NA	NA	17.00	03/31/2021	---	576.22	0.00	0.00	0.59	576.81	576.81
STLUCIE-Equities Sawgrass	98421M106	XEROX HOLDINGS ORD	NA	NA	NA	17.00	03/31/2021	---	413.53	4.25	0.00	(0.94)	412.59	412.59
STLUCIE-Equities Sawgrass	441593100	HOULIHAN LOK CL A ORD	NA	NA	NA	18.00	05/08/2020	---	1,059.98	0.00	0.00	137.20	1,197.18	1,197.18
STLUCIE-Equities Sawgrass	92840M102	VISTRA ORD	NA	NA	NA	18.00	12/31/2020	---	344.52	0.00	0.00	(26.28)	318.24	318.24
STLUCIE-Equities Sawgrass	388689101	GRAPHIC PACKAGING HOLDING ORD	NA	NA	NA	18.00	01/28/2021	---	306.09	1.35	0.00	20.79	326.88	326.88
STLUCIE-Equities Sawgrass	783754104	RYERSON HOLDING ORD	NA	NA	NA	18.00	02/01/2021	---	224.19	0.00	0.00	82.53	306.72	306.72
STLUCIE-Equities Sawgrass	410867105	HANOVER INSURANCE GROUP ORD	NA	NA	NA	18.00	03/16/2021	---	2,316.87	0.00	0.00	13.41	2,330.28	2,330.28
STLUCIE-Equities Sawgrass	343498101	FLOWERS FOODS ORD	NA	NA	NA	18.00	03/31/2021	---	437.67	0.00	0.00	(9.27)	428.40	428.40
STLUCIE-Equities Sawgrass	29977A105	EVERCORE CL A ORD	NA	NA	NA	19.00	02/28/2020	---	1,351.45	0.00	0.00	1,151.61	2,503.06	2,503.06
STLUCIE-Equities Sawgrass	29261A100	ENCOMPASS HEALTH ORD	NA	NA	NA	19.00	02/28/2020	---	1,472.31	5.32	0.00	83.79	1,556.10	1,556.10
STLUCIE-Equities Sawgrass	19247A100	COHEN & STEERS ORD	NA	NA	NA	19.00	02/28/2020	---	1,373.89	0.00	0.00	(132.62)	1,241.27	1,241.27
STLUCIE-Equities Sawgrass	01973R101	ALLISON TRANSMISSION HOLDINGS ORD	NA	NA	NA	19.00	03/31/2020	---	617.50	0.00	0.00	158.27	775.77	775.77
STLUCIE-Equities Sawgrass	69078F107	TRITON INTERNATIONAL ORD	NA	NA	NA	19.00	07/01/2020	---	572.31	0.00	0.00	472.50	1,044.81	1,044.81
STLUCIE-Equities Sawgrass	60783X104	MODIVCAR ORD	NA	NA	NA	19.00	02/28/2020	---	1,284.61	0.00	0.00	1,529.67	2,814.28	2,814.28
STLUCIE-Equities Sawgrass	29261A100	ENCOMPASS HEALTH ORD	NA	NA	NA	19.00	01/27/2021	---	1,664.59	5.32	0.00	(108.49)	1,556.10	1,556.10
STLUCIE-Equities Sawgrass	635906100	NATIONAL HEALTHCARE ORD	NA	NA	NA	19.00	01/27/2021	---	1,301.82	9.88	0.00	178.47	1,480.29	1,480.29
STLUCIE-Equities Sawgrass	29977A105	EVERCORE CL A ORD	NA	NA	NA	19.00	01/27/2021	---	2,166.38	0.00	0.00	336.68	2,503.06	2,503.06

ST. LUCIE COUNTY BOARD OF COUNTY COMMISSIONERS  
 INVESTMENT PORTFOLIO  
 AS OF March 31, 2021

Account	Identifier	Description	S&P Rating	Fitch Rating	Moody's Rating	Current Units	Settle Date	Final Maturity	Book Value	Interest Due	Accrued Balance	Net Unrealized Gain/Loss	Market Value	Market Value + Accrued
STLUCIE-Equities Sawgrass	48020Q107	JONES LANG LASALLE ORD	NA	NA	NA	19.00	01/27/2021	---	3,053.87	0.00	0.00	347.89	3,401.76	3,401.76
STLUCIE-Equities Sawgrass	60783X104	MODIVCARE ORD	NA	NA	NA	19.00	01/27/2021	---	3,162.98	0.00	0.00	(348.70)	2,814.28	2,814.28
STLUCIE-Equities Sawgrass	031652100	AMKOR TECHNOLOGY ORD	NA	NA	NA	19.00	03/31/2021	---	421.52	0.00	0.00	28.97	450.49	450.49
STLUCIE-Equities Sawgrass	637372202	NATIONAL RESEARCH ORD	NA	NA	NA	19.00	03/31/2021	---	871.72	0.00	0.00	18.05	889.77	889.77
STLUCIE-Equities Sawgrass	65342T106	NH HOLDINGS ORD	NA	NA	NA	19.00	03/31/2021	---	373.33	0.00	0.00	(22.21)	351.12	351.12
STLUCIE-Equities Sawgrass	91324P102	UNITEDHEALTH GRP ORD	NA	NA	NA	20.00	02/28/2020	---	5,009.80	0.00	0.00	43.20	7,441.40	7,441.40
STLUCIE-Equities Sawgrass	635906100	NATIONAL HEALTHCARE ORD	NA	NA	NA	20.00	04/03/2020	---	1,515.00	10.40	0.00	43.20	1,558.20	1,558.20
STLUCIE-Equities Sawgrass	50187A107	LHC GROUP ORD	NA	NA	NA	20.00	04/30/2020	---	2,633.77	0.00	0.00	1,190.43	3,824.20	3,824.20
STLUCIE-Equities Sawgrass	037833100	APPLE ORD	NA	NA	NA	20.00	04/30/2020	---	1,406.23	0.00	0.00	1,036.77	2,443.00	2,443.00
STLUCIE-Equities Sawgrass	30214U102	EXPONENT ORD	NA	NA	NA	20.00	05/01/2020	---	1,417.57	0.00	0.00	531.43	1,949.00	1,949.00
STLUCIE-Equities Sawgrass	49714P108	KINSALE CAPITAL GROUP ORD	NA	NA	NA	20.00	05/07/2020	---	2,573.31	0.00	0.00	722.69	3,296.00	3,296.00
STLUCIE-Equities Sawgrass	78463M107	SPS COMMERCE ORD	NA	NA	NA	20.00	05/08/2020	---	1,139.37	0.00	0.00	846.83	1,986.20	1,986.20
STLUCIE-Equities Sawgrass	58506Q109	MEDPACE HOLDINGS ORD	NA	NA	NA	20.00	05/19/2020	---	1,666.15	0.00	0.00	1,614.85	3,281.00	3,281.00
STLUCIE-Equities Sawgrass	78463M107	SPS COMMERCE ORD	NA	NA	NA	20.00	05/19/2020	---	1,163.35	0.00	0.00	822.85	1,986.20	1,986.20
STLUCIE-Equities Sawgrass	441593100	HOULIHAN LOK CL A ORD	NA	NA	NA	20.00	06/05/2020	---	1,206.10	0.00	0.00	124.10	1,330.20	1,330.20
STLUCIE-Equities Sawgrass	478160104	JOHNSON & JOHNSON ORD	NA	NA	NA	20.00	07/28/2020	---	2,955.80	0.00	0.00	331.20	3,287.00	3,287.00
STLUCIE-Equities Sawgrass	902780108	UPF INDUSTRIES ORD	NA	NA	NA	20.00	08/20/2020	---	1,256.19	0.00	0.00	260.61	1,516.80	1,516.80
STLUCIE-Equities Sawgrass	59001A102	MERITAGE HOMES ORD	NA	NA	NA	20.00	09/11/2020	---	1,946.39	0.00	0.00	(107.99)	1,838.40	1,838.40
STLUCIE-Equities Sawgrass	78463M107	SPS COMMERCE ORD	NA	NA	NA	20.00	10/14/2020	---	1,703.82	0.00	0.00	282.38	1,986.20	1,986.20
STLUCIE-Equities Sawgrass	441593100	HOULIHAN LOK CL A ORD	NA	NA	NA	20.00	11/16/2020	---	1,289.42	0.00	0.00	40.78	1,330.20	1,330.20
STLUCIE-Equities Sawgrass	099502106	BOOZ ALLEN HAMILTON HOLDING CL A ORD	NA	NA	NA	20.00	01/27/2021	---	1,948.70	0.00	0.00	(338.10)	1,610.60	1,610.60
STLUCIE-Equities Sawgrass	65342T106	NH HOLDINGS ORD	NA	NA	NA	20.00	02/01/2021	---	343.40	0.00	0.00	26.20	369.60	369.60
STLUCIE-Equities Sawgrass	50212V100	LPL FINANCIAL HOLDINGS ORD	NA	NA	NA	20.00	03/16/2021	---	2,891.44	0.00	0.00	(48.24)	2,843.20	2,843.20
STLUCIE-Equities Sawgrass	00909Q103	ADT ORD	NA	NA	NA	21.00	07/01/2020	---	163.06	0.74	0.00	14.18	177.24	177.24
STLUCIE-Equities Sawgrass	87105L104	SWITCH CL A ORD	NA	NA	NA	21.00	12/31/2020	---	342.63	0.00	0.00	(1.17)	341.46	341.46
STLUCIE-Equities Sawgrass	257701201	DONEGAL GROUP CL A ORD	NA	NA	NA	21.00	12/31/2020	---	299.88	0.00	0.00	12.18	312.06	312.06
STLUCIE-Equities Sawgrass	133131102	CAMDEN PROPERTY REIT ORD	NA	NA	NA	21.00	03/16/2021	---	2,199.02	17.43	0.00	109.09	2,308.11	2,308.11
STLUCIE-Equities Sawgrass	565849106	MARATHON OIL ORD	NA	NA	NA	21.00	03/31/2021	---	230.48	0.00	0.00	(6.20)	224.28	224.28
STLUCIE-Equities Sawgrass	221006109	CORVEL ORD	NA	NA	NA	22.00	02/28/2020	---	1,638.03	0.00	0.00	61.895	2,256.98	2,256.98
STLUCIE-Equities Sawgrass	749397105	RI RCM ORD	NA	NA	NA	22.00	02/28/2020	---	289.67	0.00	0.00	253.29	542.96	542.96
STLUCIE-Equities Sawgrass	201723103	COMMERCIAL METALS ORD	NA	NA	NA	22.00	09/29/2020	---	448.25	2.64	0.00	230.23	678.48	678.48
STLUCIE-Equities Sawgrass	19247A100	COHEN & STEERS ORD	NA	NA	NA	22.00	01/27/2021	---	1,595.86	0.00	0.00	(158.60)	1,437.26	1,437.26
STLUCIE-Equities Sawgrass	Y1771G102	COSTAMARE ORD	NA	NA	NA	22.00	03/31/2021	---	212.63	0.00	0.00	(0.99)	211.64	211.64
STLUCIE-Equities Sawgrass	817565104	SERVICE CORPORATION INTERNATIONAL ORD	NA	NA	NA	23.00	02/28/2020	---	1,168.05	0.00	0.00	6.10	1,174.15	1,174.15
STLUCIE-Equities Sawgrass	N72482123	QUAGEN ORD	NA	NA	NA	23.00	03/31/2020	---	930.35	0.00	0.00	189.52	1,119.87	1,119.87
STLUCIE-Equities Sawgrass	637372202	NATIONAL RESEARCH ORD	NA	NA	NA	23.00	11/27/2020	---	1,298.08	0.00	0.00	(220.99)	1,077.09	1,077.09
STLUCIE-Equities Sawgrass	221006109	CORVEL ORD	NA	NA	NA	23.00	01/27/2021	---	2,385.84	0.00	0.00	(26.27)	2,359.57	2,359.57
STLUCIE-Equities Sawgrass	22002T108	CORPORATE OFFICE PROP REIT ORD	NA	NA	NA	23.00	03/31/2021	---	624.91	6.33	0.00	(19.32)	605.59	605.59
STLUCIE-Equities Sawgrass	224633206	CRAWFORD CL A ORD	NA	NA	NA	23.00	03/31/2021	---	247.60	0.00	0.00	(2.65)	244.95	244.95
STLUCIE-Equities Sawgrass	05332102	AUTOZONE ORD	NA	NA	NA	24.00	10/16/2019	---	26,119.88	0.00	0.00	7,583.32	33,703.20	33,703.20
STLUCIE-Equities Sawgrass	33767D105	FIRSTCASH ORD	NA	NA	NA	24.00	02/28/2020	---	1,985.64	0.00	0.00	(409.56)	1,576.08	1,576.08
STLUCIE-Equities Sawgrass	559079207	MAGELLAN HEALTH ORD	NA	NA	NA	24.00	02/28/2020	---	1,602.43	0.00	0.00	635.33	2,237.76	2,237.76
STLUCIE-Equities Sawgrass	042735100	ARROW ELECTRONICS ORD	NA	NA	NA	24.00	02/28/2020	---	1,719.04	0.00	0.00	940.64	2,659.68	2,659.68
STLUCIE-Equities Sawgrass	861896108	STONEX GROUP ORD	NA	NA	NA	24.00	02/28/2020	---	1,087.50	0.00	0.00	481.62	1,569.12	1,569.12
STLUCIE-Equities Sawgrass	931652100	AMKOR TECHNOLOGY ORD	NA	NA	NA	24.00	12/31/2020	---	356.28	0.00	0.00	212.76	569.04	569.04
STLUCIE-Equities Sawgrass	783549108	RYDER SYSTEM ORD	NA	NA	NA	24.00	12/31/2020	---	1,497.36	0.00	0.00	318.24	1,815.60	1,815.60
STLUCIE-Equities Sawgrass	N72482123	QUAGEN ORD	NA	NA	NA	24.00	01/27/2021	---	1,294.85	0.00	0.00	(126.29)	1,168.56	1,168.56
STLUCIE-Equities Sawgrass	099502106	BOOZ ALLEN HAMILTON HOLDING CL A ORD	NA	NA	NA	24.00	03/16/2021	---	1,904.28	0.00	0.00	28.44	1,932.72	1,932.72
STLUCIE-Equities Sawgrass	006739106	ADDUS HOMECARE ORD	NA	NA	NA	24.00	03/16/2021	---	2,468.30	0.00	0.00	41.86	2,510.16	2,510.16
STLUCIE-Equities Sawgrass	92343V104	TYSON FOODS CL A ORD	NA	NA	NA	25.00	07/19/2019	---	1,432.50	0.00	0.00	21.25	1,453.75	1,453.75
STLUCIE-Equities Sawgrass	56585A102	MARATHON PETROLEUM ORD	NA	NA	NA	25.00	07/19/2019	---	1,370.75	0.00	0.00	(33.50)	1,337.25	1,337.25
STLUCIE-Equities Sawgrass	91324P102	UNITEDHEALTH GRP ORD	NA	NA	NA	25.00	07/19/2019	---	6,674.25	0.00	0.00	2,627.50	9,301.75	9,301.75
STLUCIE-Equities Sawgrass	31620R303	FIDELITY NATIONAL FINANCIAL ORD	NA	NA	NA	25.00	07/19/2019	---	1,068.00	0.00	0.00	(51.50)	1,016.50	1,016.50
STLUCIE-Equities Sawgrass	00206R102	AT&T ORD	NA	NA	NA	25.00	07/19/2019	---	837.75	0.00	0.00	(81.00)	756.75	756.75
STLUCIE-Equities Sawgrass	902494103	TYSON FOODS CL A ORD	NA	NA	NA	25.00	07/19/2019	---	1,977.75	0.00	0.00	(120.25)	1,857.50	1,857.50
STLUCIE-Equities Sawgrass	87612E106	TARGET ORD	NA	NA	NA	25.00	07/19/2019	---	2,196.25	0.00	0.00	2,755.50	4,951.75	4,951.75
STLUCIE-Equities Sawgrass	09215C105	BLACK KNIGHT ORD	NA	NA	NA	25.00	02/28/2020	---	1,768.75	0.00	0.00	81.00	1,849.75	1,849.75
STLUCIE-Equities Sawgrass	56418H100	MANPOWERGROUP ORD	NA	NA	NA	25.00	02/28/2020	---	1,979.28	0.00	0.00	493.22	2,472.50	2,472.50
STLUCIE-Equities Sawgrass	039653100	ARCOSA ORD	NA	NA	NA	25.00	06/05/2020	---	1,029.06	0.00	0.00	598.19	1,627.25	1,627.25
STLUCIE-Equities Sawgrass	29089Q105	EMERGENT BIOSOLUTIONS ORD	NA	NA	NA	25.00	07/21/2020	---	2,615.75	0.00	0.00	(293.00)	2,322.75	2,322.75
STLUCIE-Equities Sawgrass	421906108	HEALTHCARE SERVICES ORD	NA	NA	NA	25.00	09/29/2020	---	528.19	0.00	0.00	172.56	700.75	700.75
STLUCIE-Equities Sawgrass	25264R207	DIAMOND HILL INVESTMENT GRP CL A ORD	NA	NA	NA	25.00	11/19/2020	---	3,994.65	0.00	0.00	(94.40)	3,900.25	3,900.25
STLUCIE-Equities Sawgrass	258278100	DORMAN PRODUCTS ORD	NA	NA	NA	25.00	12/08/2020	---	2,378.99	0.00	0.00	187.01	2,566.00	2,566.00
STLUCIE-Equities Sawgrass	559079207	MAGELLAN HEALTH ORD	NA	NA	NA	25.00	01/27/2021	---	2,366.75	0.00	0.00	(35.75)	2,331.00	2,331.00
STLUCIE-Equities Sawgrass	783549108	RYDER SYSTEM ORD	NA	NA	NA	25.00	01/27/2021	---	1,693.50	0.00	0.00	197.75	1,891.25	1,891.25
STLUCIE-Equities Sawgrass	59001A102	MERITAGE HOMES ORD	NA	NA	NA	25.00	01/29/2021	---	2,354.69	0.00	0.00	(56.69)	2,298.00	2,298.00
STLUCIE-Equities Sawgrass	431475102	HILL ROM HOLDINGS ORD	NA	NA	NA	25.00	03/16/2021	---	2,684.88	0.00	0.00	77.12	2,762.00	2,762.00
STLUCIE-Equities Sawgrass	254687106	WALT DISNEY ORD	NA	NA	NA	26.00	10/29/2018	---	2,979.08	0.00	0.00	1,818.44	4,797.52	4,797.52



ST. LUCIE COUNTY BOARD OF COUNTY COMMISSIONERS  
 INVESTMENT PORTFOLIO  
 AS OF March 31, 2021

Account	Identifier	Description	S&P Rating	Fitch Rating	Moody's Rating	Current Units	Settle Date	Final Maturity	Book Value	Interest Due	Accrued Balance	Net Unrealized Gain/Loss	Market Value	Market Value + Accrued
STLUCIE-Equities Sawgrass	784117103	SEI INVESTMENTS ORD	NA	NA	NA	26.00	02/28/2020	---	1,649.46	0.00	0.00	(65.28)	1,584.18	1,584.18
STLUCIE-Equities Sawgrass	83125X103	SLEEP NUMBER ORD	NA	NA	NA	26.00	03/05/2020	---	1,188.43	0.00	0.00	2,542.31	3,730.74	3,730.74
STLUCIE-Equities Sawgrass	98986T108	ZYNGA CL A ORD	NA	NA	NA	26.00	12/31/2020	---	251.59	0.00	0.00	13.87	265.46	265.46
STLUCIE-Equities Sawgrass	042735100	ARKAT ELECTRONICS ORD	NA	NA	NA	26.00	01/27/2021	---	2,743.26	0.00	0.00	138.06	2,881.32	2,881.32
STLUCIE-Equities Sawgrass	74915M100	QURATE RETAIL SRS A ORD	NA	NA	NA	26.00	03/31/2021	---	301.73	0.00	0.00	4.03	305.76	305.76
STLUCIE-Equities Sawgrass	G3922B107	GENPACT ORD	NA	NA	NA	27.00	02/28/2020	---	1,133.45	0.00	0.00	22.69	1,156.14	1,156.14
STLUCIE-Equities Sawgrass	40425J101	HMS HOLDINGS ORD	NA	NA	NA	27.00	03/31/2020	---	673.11	0.00	0.00	325.22	998.33	998.33
STLUCIE-Equities Sawgrass	74340E103	PROGYNY ORD	NA	NA	NA	27.00	03/31/2020	---	951.98	0.00	0.00	609.80	1,201.77	1,201.77
STLUCIE-Equities Sawgrass	460690100	INTERPUBLIC GROUP OF COMPANIES ORD	NA	NA	NA	27.00	07/01/2020	---	463.59	0.00	0.00	324.81	788.40	788.40
STLUCIE-Equities Sawgrass	G2717B108	CUSHMAN AND WAKEFIELD ORD	NA	NA	NA	27.00	09/29/2020	---	279.59	0.00	0.00	161.05	440.64	440.64
STLUCIE-Equities Sawgrass	33767D105	FIRSTCASH ORD	NA	NA	NA	27.00	01/27/2021	---	1,548.59	0.00	0.00	224.50	1,773.09	1,773.09
STLUCIE-Equities Sawgrass	637372202	NATIONAL RESEARCH ORD	NA	NA	NA	27.00	01/27/2021	---	1,280.19	0.00	0.00	(15.78)	1,264.41	1,264.41
STLUCIE-Equities Sawgrass	861896108	STONEX GROUP ORD	NA	NA	NA	27.00	01/27/2021	---	1,523.61	0.00	0.00	241.65	1,765.26	1,765.26
STLUCIE-Equities Sawgrass	64111Q104	NETGEAR ORD	NA	NA	NA	27.00	03/31/2021	---	1,066.71	0.00	0.00	2.99	1,069.70	1,069.70
STLUCIE-Equities Sawgrass	G9078F107	TRITON INTERNATIONAL ORD	NA	NA	NA	28.00	02/28/2020	---	983.08	0.00	0.00	56.64	1,539.72	1,539.72
STLUCIE-Equities Sawgrass	784117103	SEI INVESTMENTS ORD	NA	NA	NA	28.00	03/16/2020	---	1,657.60	0.00	0.00	48.44	1,706.04	1,706.04
STLUCIE-Equities Sawgrass	29977A105	EVERCORE CL A ORD	NA	NA	NA	28.00	03/16/2021	---	3,912.47	0.00	0.00	(223.75)	3,688.72	3,688.72
STLUCIE-Equities Sawgrass	890516107	TOOTSIE ROLL INDUSTRIES ORD	NA	NA	NA	28.84	07/01/2020	---	954.21	0.00	0.00	1.26	955.47	955.47
STLUCIE-Equities Sawgrass	126349109	CSG SYSTEMS INTERNATIONAL ORD	NA	NA	NA	29.00	05/08/2020	---	1,422.48	0.00	0.00	(120.67)	1,301.81	1,301.81
STLUCIE-Equities Sawgrass	02079K107	ALPHABET CL C ORD	NA	NA	NA	29.00	06/29/2020	---	41,277.92	0.00	0.00	18,712.35	59,990.27	59,990.27
STLUCIE-Equities Sawgrass	55345K103	MRC GLOBAL ORD	NA	NA	NA	29.00	02/01/2021	---	198.84	0.00	0.00	63.03	261.87	261.87
STLUCIE-Equities Sawgrass	91324P102	UNITEDHEALTH GRP ORD	NA	NA	NA	30.00	06/29/2018	---	7,472.22	0.00	0.00	3,689.88	11,162.10	11,162.10
STLUCIE-Equities Sawgrass	084670702	BERKSHIRE HATHAWAY CL B ORD	NA	NA	NA	30.00	10/29/2018	---	6,100.80	0.00	0.00	1,563.30	7,664.10	7,664.10
STLUCIE-Equities Sawgrass	562750109	MANHATTAN ASSOCIATES ORD	NA	NA	NA	30.00	07/29/2019	---	2,602.35	0.00	0.00	919.05	3,521.40	3,521.40
STLUCIE-Equities Sawgrass	01973R101	ALLISON TRANSMISSION HOLDINGS ORD	NA	NA	NA	30.00	02/28/2020	---	1,262.55	0.00	0.00	(37.65)	1,224.90	1,224.90
STLUCIE-Equities Sawgrass	29089Q105	EMERGENT BIOSOLUTIONS ORD	NA	NA	NA	30.00	03/16/2020	---	1,580.06	0.00	0.00	1,207.24	2,787.30	2,787.30
STLUCIE-Equities Sawgrass	177376100	CITRIX SYSTEMS ORD	NA	NA	NA	30.00	04/30/2020	---	4,262.10	0.00	0.00	(51.30)	4,210.80	4,210.80
STLUCIE-Equities Sawgrass	338307101	FIVE9 ORD	NA	NA	NA	30.00	05/07/2020	---	2,878.71	0.00	0.00	1,811.19	4,689.90	4,689.90
STLUCIE-Equities Sawgrass	640491106	NEOGEN ORD	NA	NA	NA	30.00	06/01/2020	---	2,162.33	0.00	0.00	504.37	2,666.70	2,666.70
STLUCIE-Equities Sawgrass	78463M107	SPS COMMERCE ORD	NA	NA	NA	30.00	06/29/2020	---	2,279.47	0.00	0.00	699.83	2,979.30	2,979.30
STLUCIE-Equities Sawgrass	59001A102	MERITAGE HOMES ORD	NA	NA	NA	30.00	09/08/2020	---	2,883.83	0.00	0.00	(126.23)	2,757.60	2,757.60
STLUCIE-Equities Sawgrass	59001A102	MERITAGE HOMES ORD	NA	NA	NA	30.00	09/18/2020	---	3,089.61	0.00	0.00	(332.01)	2,757.60	2,757.60
STLUCIE-Equities Sawgrass	695127100	PACIRA BIOSCIENCES ORD	NA	NA	NA	30.00	09/25/2020	---	1,782.20	0.00	0.00	320.50	2,102.70	2,102.70
STLUCIE-Equities Sawgrass	70805E109	PENNANT GROUP ORD	NA	NA	NA	30.00	11/19/2020	---	1,530.77	0.00	0.00	(156.77)	1,374.00	1,374.00
STLUCIE-Equities Sawgrass	000362006	AAON ORD	NA	NA	NA	30.00	11/20/2020	---	2,011.36	0.00	0.00	88.94	2,100.30	2,100.30
STLUCIE-Equities Sawgrass	011642105	ALARMCOM HOLDINGS ORD	NA	NA	NA	30.00	11/27/2020	---	2,123.95	0.00	0.00	467.45	2,591.40	2,591.40
STLUCIE-Equities Sawgrass	695127100	PACIRA BIOSCIENCES ORD	NA	NA	NA	30.00	01/04/2021	---	1,802.11	0.00	0.00	300.59	2,102.70	2,102.70
STLUCIE-Equities Sawgrass	56418H100	MANPOWERGROUP ORD	NA	NA	NA	30.00	01/27/2021	---	2,813.55	0.00	0.00	153.45	2,967.00	2,967.00
STLUCIE-Equities Sawgrass	441593100	HOULIHAN LOK CL A ORD	NA	NA	NA	30.00	01/27/2021	---	2,119.80	0.00	0.00	(124.50)	1,995.30	1,995.30
STLUCIE-Equities Sawgrass	29358P101	ENSIGN GROUP ORD	NA	NA	NA	30.00	02/11/2021	---	2,577.57	1.58	0.00	237.63	2,815.20	2,815.20
STLUCIE-Equities Sawgrass	695127100	PACIRA BIOSCIENCES ORD	NA	NA	NA	30.00	02/11/2021	---	2,262.60	0.00	0.00	(159.90)	2,102.70	2,102.70
STLUCIE-Equities Sawgrass	258278100	DORMAN PRODUCTS ORD	NA	NA	NA	30.00	02/25/2021	---	3,013.80	0.00	0.00	65.40	3,079.20	3,079.20
STLUCIE-Equities Sawgrass	13462K109	CAMPING WORLD CL A ORD	NA	NA	NA	30.00	02/26/2021	---	1,108.39	0.00	0.00	(16.99)	1,091.40	1,091.40
STLUCIE-Equities Sawgrass	29261A100	ENCOMPASS HEALTH ORD	NA	NA	NA	30.00	03/16/2021	---	2,396.40	8.40	0.00	60.60	2,457.00	2,457.00
STLUCIE-Equities Sawgrass	60783X104	MODIVCARE ORD	NA	NA	NA	30.00	03/16/2021	---	4,519.25	0.00	0.00	(75.65)	4,443.60	4,443.60
STLUCIE-Equities Sawgrass	G3922B107	GENPACT ORD	NA	NA	NA	31.00	01/27/2021	---	1,283.40	0.00	0.00	44.02	1,327.42	1,327.42
STLUCIE-Equities Sawgrass	98986T108	ZYNGA CL A ORD	NA	NA	NA	32.00	09/29/2020	---	2,888.80	0.00	0.00	37.92	3,267.72	3,267.72
STLUCIE-Equities Sawgrass	09215C105	BLACK KNIGHT ORD	NA	NA	NA	32.00	01/27/2021	---	2,622.88	0.00	0.00	(255.20)	2,367.68	2,367.68
STLUCIE-Equities Sawgrass	388689101	GRAPHIC PACKAGING HOLDING ORD	NA	NA	NA	32.00	02/01/2021	---	516.64	2.40	0.00	64.48	581.12	581.12
STLUCIE-Equities Sawgrass	92840M102	VISTRA ORD	NA	NA	NA	32.00	02/01/2021	---	644.96	0.00	0.00	(79.20)	565.76	565.76
STLUCIE-Equities Sawgrass	55345K103	MRC GLOBAL ORD	NA	NA	NA	32.00	03/31/2021	---	2,888.96	0.00	0.00	288.96	3,177.92	3,177.92
STLUCIE-Equities Sawgrass	G02602103	AMDOCS ORD	NA	NA	NA	33.00	02/28/2020	---	2,260.50	11.88	0.00	54.45	2,314.95	2,314.95
STLUCIE-Equities Sawgrass	83125X103	SLEEP NUMBER ORD	NA	NA	NA	33.00	03/31/2020	---	737.14	0.00	0.00	3,998.03	4,735.17	4,735.17
STLUCIE-Equities Sawgrass	87105L104	SWITCH CL A ORD	NA	NA	NA	33.00	09/29/2020	---	503.75	0.00	0.00	32.83	536.58	536.58
STLUCIE-Equities Sawgrass	55616P104	MACYS ORD	NA	NA	NA	33.00	03/31/2020	---	527.08	0.00	0.00	7.19	534.27	534.27
STLUCIE-Equities Sawgrass	98986T108	ZYNGA CL A ORD	NA	NA	NA	33.00	03/31/2021	---	333.47	0.00	0.00	3.46	336.93	336.93
STLUCIE-Equities Sawgrass	981475106	WORLD FUEL SERVICES ORD	NA	NA	NA	34.00	02/28/2020	---	1,055.70	4.08	0.00	141.10	1,196.80	1,196.80
STLUCIE-Equities Sawgrass	00164V103	AMC NETWORKS CL A ORD	NA	NA	NA	34.00	02/28/2020	---	1,023.74	0.00	0.00	783.70	1,807.44	1,807.44
STLUCIE-Equities Sawgrass	055501101	BIS WHOLESALE CLUB HOLD ORD	NA	NA	NA	34.00	05/01/2020	---	888.08	0.00	0.00	637.16	1,525.24	1,525.24
STLUCIE-Equities Sawgrass	410345102	HANESBRANDS ORD	NA	NA	NA	34.00	07/01/2020	---	374.26	0.00	0.00	294.52	668.78	668.78
STLUCIE-Equities Sawgrass	19247A100	COHEN & STEERS ORD	NA	NA	NA	34.00	03/16/2021	---	2,295.25	0.00	0.00	(74.03)	2,221.22	2,221.22
STLUCIE-Equities Sawgrass	48020Q107	JONES LANG LASALLE ORD	NA	NA	NA	34.00	03/16/2021	---	5,954.76	0.00	0.00	608.36	6,087.36	6,087.36
STLUCIE-Equities Sawgrass	640491106	NEOGEN ORD	NA	NA	NA	35.00	05/07/2020	---	2,195.50	0.00	0.00	915.65	3,111.15	3,111.15
STLUCIE-Equities Sawgrass	695127100	PACIRA BIOSCIENCES ORD	NA	NA	NA	35.00	09/11/2020	---	2,169.83	0.00	0.00	283.32	2,453.15	2,453.15
STLUCIE-Equities Sawgrass	852312305	STAAR SURGICAL ORD	NA	NA	NA	35.00	09/11/2020	---	1,829.63	0.00	0.00	1,859.72	3,689.35	3,689.35
STLUCIE-Equities Sawgrass	70805E109	PENNANT GROUP ORD	NA	NA	NA	35.00	09/29/2020	---	1,241.49	0.00	0.00	1,603.00	1,603.00	1,603.00
STLUCIE-Equities Sawgrass	031652100	AMKOR TECHNOLOGY ORD	NA	NA	NA	35.00	09/29/2020	---	383.44	0.00	0.00	446.41	829.85	829.85
STLUCIE-Equities Sawgrass	68213N109	OMNICELL ORD	NA	NA	NA	35.00	11/19/2020	---	3,576.57	0.00	0.00	968.88	4,545.45	4,545.45

ST. LUCIE COUNTY BOARD OF COUNTY COMMISSIONERS  
 INVESTMENT PORTFOLIO  
 AS OF March 31, 2021

Account	Identifier	Description	S&P Rating	Fitch Rating	Moody's Rating	Current Units	Settle Date	Final Maturity	Book Value	Interest Due	Accrued Balance	Net Unrealized Gain/Loss	Market Value	Market Value + Accrued
STLUCIE-Equities Sawgrass	011642105	ALARMCOM HOLDINGS ORD	NA	NA	NA	35.00	11/19/2020	---	2,454.90	0.00	0.00	568.40	3,023.30	3,023.30
STLUCIE-Equities Sawgrass	005098108	ACUSHNET HOLDINGS ORD	NA	NA	NA	35.00	01/28/2021	---	1,451.45	0.00	0.00	0.00	1,446.55	1,446.55
STLUCIE-Equities Sawgrass	78648T100	SAFETY INSURANCE GROUP ORD	NA	NA	NA	35.00	03/16/2021	---	2,987.81	0.00	0.00	(39.06)	2,948.75	2,948.75
STLUCIE-Equities Sawgrass	635906100	NATIONAL HEALTHCARE ORD	NA	NA	NA	35.00	03/16/2021	---	2,674.99	18.20	0.00	51.86	2,726.85	2,726.85
STLUCIE-Equities Sawgrass	221006109	CORVEL ORD	NA	NA	NA	35.00	03/16/2021	---	3,730.39	0.00	0.00	(139.74)	3,590.65	3,590.65
STLUCIE-Equities Sawgrass	747501201	DONEGAL GROUP CL A ORD	NA	NA	NA	35.00	03/31/2021	---	530.02	0.00	0.00	(9.92)	520.10	520.10
STLUCIE-Equities Sawgrass	74340E103	PROGYNY ORD	NA	NA	NA	36.00	01/27/2021	---	1,721.88	0.00	0.00	(119.52)	1,602.36	1,602.36
STLUCIE-Equities Sawgrass	N72482123	QIAGEN ORD	NA	NA	NA	36.00	03/16/2021	---	1,718.46	0.00	0.00	34.38	1,752.84	1,752.84
STLUCIE-Equities Sawgrass	N72482123	QIAGEN ORD	NA	NA	NA	36.00	03/31/2021	---	1,743.98	0.00	0.00	8.86	1,752.84	1,752.84
STLUCIE-Equities Sawgrass	31847R102	FIRST AMERICAN FINANCIAL ORD	NA	NA	NA	37.00	03/12/2020	---	2,210.38	0.00	0.00	(114.33)	2,096.05	2,096.05
STLUCIE-Equities Sawgrass	74915M100	KURATE RETAIL SRS A ORD	NA	NA	NA	37.00	09/29/2020	---	266.22	0.00	0.00	168.90	435.12	435.12
STLUCIE-Equities Sawgrass	817565104	SERVICE CORPORATION INTERNATIONAL ORD	NA	NA	NA	37.00	01/27/2021	---	1,916.42	0.00	0.00	(27.57)	1,888.85	1,888.85
STLUCIE-Equities Sawgrass	G02602103	AMDOCS ORD	NA	NA	NA	38.00	01/27/2021	---	2,687.74	13.68	0.00	(22.04)	2,665.70	2,665.70
STLUCIE-Equities Sawgrass	98986T108	ZYNGA CL A ORD	NA	NA	NA	38.00	02/01/2021	---	3,78.29	0.00	0.00	9.69	387.98	387.98
STLUCIE-Equities Sawgrass	783549108	RYDER SYSTEM ORD	NA	NA	NA	38.00	03/16/2021	---	3,020.05	0.00	0.00	(145.35)	2,874.70	2,874.70
STLUCIE-Equities Sawgrass	599079207	MAGELLAN HEALTH ORD	NA	NA	NA	38.00	03/16/2021	---	3,548.82	0.00	0.00	(5.70)	3,543.12	3,543.12
STLUCIE-Equities Sawgrass	042735100	ARROW ELECTRONICS ORD	NA	NA	NA	38.00	03/16/2021	---	3,950.57	0.00	0.00	260.59	4,211.16	4,211.16
STLUCIE-Equities Sawgrass	124805102	CBIZ ORD	NA	NA	NA	39.00	02/28/2020	---	1,032.33	0.00	0.00	241.41	1,273.74	1,273.74
STLUCIE-Equities Sawgrass	566324109	MARCUS & MILLICHAIP INC. ORD	NA	NA	NA	39.00	02/28/2020	---	1,332.07	0.00	0.00	(17.77)	1,314.30	1,314.30
STLUCIE-Equities Sawgrass	948849104	WEIS MARKETS ORD	NA	NA	NA	39.00	02/28/2020	---	1,400.91	0.00	0.00	803.37	2,204.28	2,204.28
STLUCIE-Equities Sawgrass	589400100	MERCURY GENERAL ORD	NA	NA	NA	39.00	02/28/2020	---	1,870.22	0.00	0.00	501.37	2,371.59	2,371.59
STLUCIE-Equities Sawgrass	883203101	TEXTRON ORD	NA	NA	NA	39.00	12/31/2020	---	1,843.26	0.78	0.00	343.86	2,187.12	2,187.12
STLUCIE-Equities Sawgrass	Y1771G102	COSTAMARE ORD	NA	NA	NA	39.00	01/28/2021	---	323.31	0.00	0.00	51.87	375.18	375.18
STLUCIE-Equities Sawgrass	883203101	TEXTRON ORD	NA	NA	NA	39.00	01/27/2021	---	1,944.74	0.78	0.00	242.38	2,187.12	2,187.12
STLUCIE-Equities Sawgrass	224633206	CRAWFORD CL A ORD	NA	NA	NA	39.00	02/01/2021	---	399.37	0.00	0.00	105.98	415.35	415.35
STLUCIE-Equities Sawgrass	441593100	HOUZHAN LOK CL A ORD	NA	NA	NA	40.00	05/29/2020	---	2,412.10	0.00	0.00	248.30	2,660.40	2,660.40
STLUCIE-Equities Sawgrass	441593100	HOUZHAN LOK CL A ORD	NA	NA	NA	40.00	06/22/2020	---	2,392.45	0.00	0.00	267.95	2,660.40	2,660.40
STLUCIE-Equities Sawgrass	902780108	UPF INDUSTRIES ORD	NA	NA	NA	40.00	07/21/2020	---	2,044.73	0.00	0.00	988.87	3,033.60	3,033.60
STLUCIE-Equities Sawgrass	74340E103	PROGYNY ORD	NA	NA	NA	40.00	08/20/2020	---	1,167.24	0.00	0.00	613.16	1,780.40	1,780.40
STLUCIE-Equities Sawgrass	153527205	CENTRAL GARDEN AND PET CL A ORD	NA	NA	NA	40.00	09/08/2020	---	1,474.97	0.00	0.00	600.63	2,075.60	2,075.60
STLUCIE-Equities Sawgrass	827048109	SILGAN HOLDINGS ORD	NA	NA	NA	40.00	09/18/2020	---	1,489.40	0.00	0.00	191.80	1,681.20	1,681.20
STLUCIE-Equities Sawgrass	68213N109	OMNICELL ORD	NA	NA	NA	40.00	12/08/2020	---	4,333.77	0.00	0.00	861.03	5,194.80	5,194.80
STLUCIE-Equities Sawgrass	126349109	CSG SYSTEMS INTERNATIONAL ORD	NA	NA	NA	40.00	01/27/2021	---	1,830.40	0.00	0.00	(34.80)	1,795.60	1,795.60
STLUCIE-Equities Sawgrass	589400100	MERCURY GENERAL ORD	NA	NA	NA	40.00	01/27/2021	---	2,097.60	0.00	0.00	334.80	2,432.40	2,432.40
STLUCIE-Equities Sawgrass	314211103	FEDERATED HERMES CL B ORD	NA	NA	NA	40.00	02/01/2021	---	1,178.58	0.00	0.00	73.42	1,252.00	1,252.00
STLUCIE-Equities Sawgrass	29358P101	ENSGIN GROUP ORD	NA	NA	NA	40.00	02/25/2021	---	3,307.08	2.10	0.00	446.52	3,753.60	3,753.60
STLUCIE-Equities Sawgrass	742718109	PROCTER & GAMBLE ORD	NA	NA	NA	41.00	12/08/2016	---	3,392.45	0.00	0.00	2,160.18	5,552.63	5,552.63
STLUCIE-Equities Sawgrass	04316A108	ARTISAN PARTNERS ASSET MGMT CL A ORD	NA	NA	NA	41.00	02/28/2020	---	1,275.72	0.00	0.00	863.26	2,138.97	2,138.97
STLUCIE-Equities Sawgrass	02665T306	AMERICAN HOMES 4 RENT CL A REIT ORD	NA	NA	NA	41.00	07/01/2020	---	1,093.47	0.00	0.00	273.47	1,366.94	1,366.94
STLUCIE-Equities Sawgrass	388689104	GRAPHIC PACKAGING HOLDING ORD	NA	NA	NA	41.00	09/29/2020	---	568.74	3.08	0.00	175.82	744.56	744.56
STLUCIE-Equities Sawgrass	40425J101	HMS HOLDINGS ORD	NA	NA	NA	41.00	01/27/2021	---	1,508.19	0.00	0.00	7.79	1,515.98	1,515.98
STLUCIE-Equities Sawgrass	87105L104	SWITCH CL A ORD	NA	NA	NA	41.00	03/31/2021	---	647.80	0.00	0.00	18.86	666.66	666.66
STLUCIE-Equities Sawgrass	55345K103	MIRC GLOBAL ORD	NA	NA	NA	42.00	09/29/2020	---	185.43	0.00	0.00	193.83	379.26	379.26
STLUCIE-Equities Sawgrass	31847R102	FIRST AMERICAN FINANCIAL ORD	NA	NA	NA	42.00	01/27/2021	---	2,312.52	0.00	0.00	66.78	2,379.30	2,379.30
STLUCIE-Equities Sawgrass	948849104	WEIS MARKETS ORD	NA	NA	NA	42.00	01/27/2021	---	1,988.22	0.00	0.00	385.62	2,373.84	2,373.84
STLUCIE-Equities Sawgrass	566324109	MARCUS & MILLICHAIP INC. ORD	NA	NA	NA	43.00	01/27/2021	---	1,711.88	0.00	0.00	(262.78)	1,449.10	1,449.10
STLUCIE-Equities Sawgrass	83125X103	SLEEP NUMBER ORD	NA	NA	NA	43.00	01/27/2021	---	4,489.63	0.00	0.00	1,680.44	6,170.07	6,170.07
STLUCIE-Equities Sawgrass	637372202	NATIONAL RESEARCH ORD	NA	NA	NA	43.00	03/16/2021	---	2,228.95	0.00	0.00	(215.26)	2,013.69	2,013.69
STLUCIE-Equities Sawgrass	861896108	STONEX GROUP ORD	NA	NA	NA	43.00	03/16/2021	---	2,762.71	0.00	0.00	48.63	2,811.34	2,811.34
STLUCIE-Equities Sawgrass	466313103	JABIL ORD	NA	NA	NA	44.00	02/28/2020	---	1,532.05	0.00	0.00	762.99	2,295.04	2,295.04
STLUCIE-Equities Sawgrass	67020Y100	NUANCE COMMUNICATIONS ORD	NA	NA	NA	44.00	02/28/2020	---	980.98	0.00	0.00	939.18	1,920.16	1,920.16
STLUCIE-Equities Sawgrass	04316A108	ARTISAN PARTNERS ASSET MGMT CL A ORD	NA	NA	NA	44.00	01/27/2021	---	2,311.32	0.00	0.00	(15.84)	2,295.48	2,295.48
STLUCIE-Equities Sawgrass	784117103	SEI INVESTMENTS ORD	NA	NA	NA	44.00	03/16/2021	---	2,637.73	0.00	0.00	43.19	2,680.92	2,680.92
STLUCIE-Equities Sawgrass	525558201	LEMAITRE VASCULAR ORD	NA	NA	NA	45.00	09/11/2020	---	1,425.76	0.00	0.00	769.34	2,195.10	2,195.10
STLUCIE-Equities Sawgrass	302081104	EXLSERVICE HOLDINGS ORD	NA	NA	NA	45.00	11/19/2020	---	3,722.63	0.00	0.00	334.57	4,057.20	4,057.20
STLUCIE-Equities Sawgrass	30214U102	EXPONENT ORD	NA	NA	NA	45.00	12/08/2020	---	3,722.59	0.00	0.00	66.66	3,789.25	3,789.25
STLUCIE-Equities Sawgrass	055001101	BIS WHOLESALE CLUB HOLD ORD	NA	NA	NA	45.00	01/27/2021	---	1,942.60	0.00	0.00	76.10	2,018.70	2,018.70
STLUCIE-Equities Sawgrass	56418H100	MANPOWERGROUP ORD	NA	NA	NA	45.00	03/16/2021	---	4,658.40	0.00	0.00	(207.90)	4,450.50	4,450.50
STLUCIE-Equities Sawgrass	92343V104	VERIZON COMMUNICATIONS ORD	NA	NA	NA	46.00	09/13/2019	---	2,758.16	0.00	0.00	(83.26)	2,674.90	2,674.90
STLUCIE-Equities Sawgrass	927107409	VILLAGE SUPER MARKET CL A ORD	NA	NA	NA	46.00	02/28/2020	---	979.68	11.50	0.00	104.54	1,084.22	1,084.22
STLUCIE-Equities Sawgrass	314211103	FEDERATED HERMES CL B ORD	NA	NA	NA	46.00	05/29/2020	---	1,116.47	0.00	0.00	323.33	1,439.80	1,439.80
STLUCIE-Equities Sawgrass	62914B100	NIC ORD	NA	NA	NA	46.00	06/22/2020	---	1,065.36	0.00	0.00	495.42	1,560.78	1,560.78
STLUCIE-Equities Sawgrass	224633206	CRAWFORD CL A ORD	NA	NA	NA	46.00	12/31/2020	---	341.78	0.00	0.00	148.12	489.90	489.90
STLUCIE-Equities Sawgrass	92840M102	VISTRA ORD	NA	NA	NA	46.00	03/31/2021	---	812.59	0.00	0.00	0.69	813.28	813.28
STLUCIE-Equities Sawgrass	478160104	JOHNSON & JOHNSON ORD	NA	NA	NA	47.00	04/22/2019	---	6,535.82	0.00	0.00	1,188.63	7,724.45	7,724.45
STLUCIE-Equities Sawgrass	981475106	WORLD FUEL SERVICES ORD	NA	NA	NA	47.00	01/27/2021	---	1,523.74	5.64	0.00	130.66	1,654.40	1,654.40
STLUCIE-Equities Sawgrass	278865100	ECOLAB ORD	NA	NA	NA	48.00	11/01/2019	---	9,343.55	23.04	0.00	931.81	10,275.36	10,275.36
STLUCIE-Equities Sawgrass	46625H100	JPMORGAN CHASE ORD	NA	NA	NA	48.00	06/05/2020	---	5,006.40	0.00	0.00	2,300.64	7,307.04	7,307.04

ST. LUCIE COUNTY BOARD OF COUNTY COMMISSIONERS  
 INVESTMENT PORTFOLIO  
 AS OF March 31, 2021

Account	Identifier	Description	S&P Rating	Fitch Rating	Moody's Rating	Current Units	Settle Date	Final Maturity	Book Value	Interest Due	Accrued Balance	Net Unrealized Gain/Loss	Market Value	Market Value + Accrued
STLUCIE-Equities Sawgrass	46284V101	IRON MOUNTAIN ORD	NA	NA	NA	48.00	07/01/2020	---	1,222.06	29.69	0.00	554.42	1,776.48	1,776.48
STLUCIE-Equities Sawgrass	458140100	INTEL ORD	NA	NA	NA	48.00	09/23/2020	---	2,383.44	0.00	0.00	688.56	3,072.00	3,072.00
STLUCIE-Equities Sawgrass	124805102	CBIZ ORD	NA	NA	NA	48.00	01/27/2021	---	1,287.42	0.00	0.00	280.26	1,567.68	1,567.68
STLUCIE-Equities Sawgrass	09215C105	BLACK KNIGHT ORD	NA	NA	NA	48.00	03/16/2021	---	3,714.77	0.00	0.00	(163.25)	3,551.52	3,551.52
STLUCIE-Equities Sawgrass	87612E106	TARGET ORD	NA	NA	NA	49.00	12/23/2019	---	6,315.61	0.00	0.00	3,389.82	9,705.43	9,705.43
STLUCIE-Equities Sawgrass	09247X101	BLACKROCK ORD	NA	NA	NA	50.00	12/09/2016	---	18,624.48	0.00	0.00	19,073.52	37,698.00	37,698.00
STLUCIE-Equities Sawgrass	907818108	UNION PACIFIC ORD	NA	NA	NA	50.00	08/07/2018	---	7,496.00	0.00	0.00	5,244.50	11,020.50	11,020.50
STLUCIE-Equities Sawgrass	363576109	ARTHUR J GALLAGHER ORD	NA	NA	NA	50.00	10/29/2018	---	3,952.50	0.00	0.00	2,566.50	6,238.50	6,238.50
STLUCIE-Equities Sawgrass	30231G102	EXXON MOBIL ORD	NA	NA	NA	50.00	10/29/2018	---	3,672.00	0.00	0.00	(1,161.00)	2,791.50	2,791.50
STLUCIE-Equities Sawgrass	91324P102	UNITEDHEALTH GRP ORD	NA	NA	NA	50.00	04/17/2019	---	11,371.50	0.00	0.00	7,232.00	18,603.50	18,603.50
STLUCIE-Equities Sawgrass	084670702	BERKSHIRE HATHAWAY CL B ORD	NA	NA	NA	50.00	07/19/2019	---	10,461.00	0.00	0.00	3,212.50	12,773.50	12,773.50
STLUCIE-Equities Sawgrass	458140100	INTEL ORD	NA	NA	NA	50.00	07/19/2019	---	2,471.00	0.00	0.00	729.00	3,200.00	3,200.00
STLUCIE-Equities Sawgrass	58506Q109	MEDPACE HOLDINGS ORD	NA	NA	NA	50.00	03/18/2020	---	3,610.97	0.00	0.00	4,591.53	8,202.50	8,202.50
STLUCIE-Equities Sawgrass	039653100	ARCO SA ORD	NA	NA	NA	50.00	06/22/2020	---	2,056.75	0.00	0.00	1,197.75	3,254.50	3,254.50
STLUCIE-Equities Sawgrass	392709101	GREEN BRICK PARTNERS ORD	NA	NA	NA	50.00	10/22/2020	---	963.80	0.00	0.00	170.20	1,134.00	1,134.00
STLUCIE-Equities Sawgrass	577933104	MAXIMUS ORD	NA	NA	NA	50.00	11/19/2020	---	3,736.83	0.00	0.00	715.17	4,452.00	4,452.00
STLUCIE-Equities Sawgrass	89869726USD	TUCOWS ORD	NA	NA	NA	50.00	11/19/2020	---	3,640.37	0.00	0.00	234.63	3,875.00	3,875.00
STLUCIE-Equities Sawgrass	218352102	CORCEPT THERAPEUTICS ORD	NA	NA	NA	50.00	11/27/2020	---	1,149.02	0.00	0.00	40.49	1,189.50	1,189.50
STLUCIE-Equities Sawgrass	589889104	MERIT MEDICAL SYSTEMS ORD	NA	NA	NA	50.00	12/08/2020	---	2,913.25	0.00	0.00	80.75	2,994.00	2,994.00
STLUCIE-Equities Sawgrass	83545G102	SONIC AUTOMOTIVE CL A ORD	NA	NA	NA	50.00	01/04/2021	---	1,948.25	5.00	0.00	530.25	2,478.50	2,478.50
STLUCIE-Equities Sawgrass	02665T306	AMERICAN HOMES 4 RENT CL A REIT ORD	NA	NA	NA	50.00	01/27/2021	---	1,533.25	0.00	0.00	113.75	1,647.00	1,647.00
STLUCIE-Equities Sawgrass	G3922B107	GENPACT ORD	NA	NA	NA	50.00	03/16/2021	---	2,138.39	0.00	0.00	2.61	2,141.00	2,141.00
STLUCIE-Equities Sawgrass	371901109	GENTEX ORD	NA	NA	NA	52.00	02/28/2020	---	1,463.02	0.00	0.00	391.82	1,854.84	1,854.84
STLUCIE-Equities Sawgrass	703395103	PATTERSON COMPANIES ORD	NA	NA	NA	52.00	03/16/2020	---	1,012.18	0.00	0.00	649.22	1,661.40	1,661.40
STLUCIE-Equities Sawgrass	22002T108	CORPORATE OFFICE PROP REIT ORD	NA	NA	NA	52.00	07/01/2020	---	1,304.16	14.30	0.00	65.00	1,369.16	1,369.16
STLUCIE-Equities Sawgrass	890516107	TOOTSIE ROLL INDUSTRIES ORD	NA	NA	NA	52.53	01/27/2021	---	1,754.15	0.00	0.00	(13.83)	1,740.32	1,740.32
STLUCIE-Equities Sawgrass	896749108	TRIPLE S MANAGEMENT CL B ORD	NA	NA	NA	53.00	03/31/2020	---	749.46	19.44	0.00	(528.34)	3,788.10	3,788.10
STLUCIE-Equities Sawgrass	09222R105	AIR TRANSPORT SERVICES GROUP ORD	NA	NA	NA	53.00	12/31/2020	---	1,632.43	0.00	0.00	(166.32)	2,403.54	2,403.54
STLUCIE-Equities Sawgrass	314211103	FEDERATED HERMES CL B ORD	NA	NA	NA	53.00	01/27/2021	---	1,591.06	0.00	0.00	(81.65)	1,509.41	1,509.41
STLUCIE-Equities Sawgrass	69078R107	TRITON INTERNATIONAL ORD	NA	NA	NA	54.00	01/27/2021	---	2,618.46	0.00	0.00	67.84	2,686.30	2,686.30
STLUCIE-Equities Sawgrass	602602103	AMDOCS ORD	NA	NA	NA	54.00	03/16/2021	---	4,316.44	19.44	0.00	351.00	4,666.88	4,666.88
STLUCIE-Equities Sawgrass	74340E103	PROGYNY ORD	NA	NA	NA	54.00	03/16/2021	---	2,569.86	0.00	0.00	(166.32)	2,403.54	2,403.54
STLUCIE-Equities Sawgrass	640491106	NEOGEN ORD	NA	NA	NA	55.00	02/04/2020	---	3,710.61	0.00	0.00	1,178.34	4,888.95	4,888.95
STLUCIE-Equities Sawgrass	460690100	INTERPUBLIC GROUP OF COMPANIES ORD	NA	NA	NA	55.00	02/28/2020	---	1,270.78	0.00	0.00	335.22	1,606.00	1,606.00
STLUCIE-Equities Sawgrass	46284V101	IRON MOUNTAIN ORD	NA	NA	NA	55.00	01/27/2021	---	1,777.33	34.02	0.00	258.22	2,035.55	2,035.55
STLUCIE-Equities Sawgrass	09222R105	AIR TRANSPORT SERVICES GROUP ORD	NA	NA	NA	55.00	01/27/2021	---	1,483.35	0.00	0.00	(199.38)	1,609.30	1,609.30
STLUCIE-Equities Sawgrass	33767D105	FIRSTCASH ORD	NA	NA	NA	55.00	03/16/2021	---	3,811.23	0.00	0.00	(199.38)	3,611.85	3,611.85
STLUCIE-Equities Sawgrass	343498101	FLOWERS FOODS ORD	NA	NA	NA	56.00	02/28/2020	---	1,250.76	0.00	0.00	82.04	1,332.80	1,332.80
STLUCIE-Equities Sawgrass	860372101	STEWART INFO SVC ORD	NA	NA	NA	56.00	02/28/2020	---	2,155.31	0.00	0.00	758.37	2,913.68	2,913.68
STLUCIE-Equities Sawgrass	38141G104	GOLDMAN SACHS GROUP ORD	NA	NA	NA	56.00	01/19/2021	---	17,050.45	0.00	0.00	1,261.55	18,312.00	18,312.00
STLUCIE-Equities Sawgrass	896749108	TRIPLE S MANAGEMENT CL B ORD	NA	NA	NA	56.00	01/27/2021	---	1,378.16	0.00	0.00	79.52	1,457.68	1,457.68
STLUCIE-Equities Sawgrass	87105L104	SWITCH CL A ORD	NA	NA	NA	57.00	02/28/2020	---	965.98	0.00	0.00	(39.16)	926.82	926.82
STLUCIE-Equities Sawgrass	846511103	SPARK ENERGY CL A ORD	NA	NA	NA	57.00	12/31/2020	---	541.36	0.00	0.00	67.40	608.76	608.76
STLUCIE-Equities Sawgrass	817565104	SERVICE CORPORATION INTERNATIONAL ORD	NA	NA	NA	58.00	03/16/2021	---	2,812.71	0.00	0.00	148.19	2,960.90	2,960.90
STLUCIE-Equities Sawgrass	30212W100	EXP WORLD HOLDINGS ORD	NA	NA	NA	58.00	03/16/2021	---	2,863.46	0.00	0.00	(221.56)	2,641.90	2,641.90
STLUCIE-Equities Sawgrass	21811N101	CORECIVIC REIT ORD	NA	NA	NA	58.00	03/31/2021	---	530.50	0.00	0.00	(5.60)	524.90	524.90
STLUCIE-Equities Sawgrass	097793400	BONANZA CREEK ENERGY ORD	NA	NA	NA	59.00	02/28/2020	---	946.69	0.00	0.00	1,161.38	2,108.07	2,108.07
STLUCIE-Equities Sawgrass	85208M102	SPROUTS FARMERS MARKET ORD	NA	NA	NA	59.00	07/21/2020	---	1,519.41	0.00	0.00	51.17	1,570.58	1,570.58
STLUCIE-Equities Sawgrass	00164V103	AMC NETWORKS CL A ORD	NA	NA	NA	59.00	01/27/2021	---	3,234.63	0.00	0.00	(98.19)	3,136.44	3,136.44
STLUCIE-Equities Sawgrass	478160104	JOHNSON & JOHNSON ORD	NA	NA	NA	60.00	06/19/2017	---	7,981.46	0.00	0.00	1,879.54	9,861.00	9,861.00
STLUCIE-Equities Sawgrass	363576109	ARTHUR J GALLAGHER ORD	NA	NA	NA	60.00	11/28/2019	---	4,613.40	0.00	0.00	2,872.80	7,486.20	7,486.20
STLUCIE-Equities Sawgrass	031162100	AMGEN ORD	NA	NA	NA	60.00	09/26/2018	---	11,844.25	0.00	0.00	3,084.35	14,928.60	14,928.60
STLUCIE-Equities Sawgrass	45781D101	INOVALON HOLDINGS CL A ORD	NA	NA	NA	60.00	07/21/2020	---	1,178.96	0.00	0.00	547.84	1,726.80	1,726.80
STLUCIE-Equities Sawgrass	827048109	SILGAN HOLDINGS ORD	NA	NA	NA	60.00	08/28/2020	---	2,263.61	0.00	0.00	258.19	2,521.80	2,521.80
STLUCIE-Equities Sawgrass	827048109	SILGAN HOLDINGS ORD	NA	NA	NA	60.00	09/25/2020	---	2,315.40	0.00	0.00	206.40	2,521.80	2,521.80
STLUCIE-Equities Sawgrass	525558201	LEMAITRE VASCULAR ORD	NA	NA	NA	60.00	09/25/2020	---	2,023.73	0.00	0.00	903.07	2,926.80	2,926.80
STLUCIE-Equities Sawgrass	860372101	STEWART INFO SVC ORD	NA	NA	NA	60.00	01/27/2021	---	3,023.40	0.00	0.00	98.40	3,121.80	3,121.80
STLUCIE-Equities Sawgrass	00653Q102	ADAPTHEALTH CL A ORD	NA	NA	NA	60.00	01/28/2021	---	2,308.57	0.00	0.00	(102.97)	2,205.60	2,205.60
STLUCIE-Equities Sawgrass	38141G104	GOLDMAN SACHS GROUP ORD	NA	NA	NA	60.00	03/12/2021	---	19,922.40	0.00	0.00	(302.40)	19,620.00	19,620.00
STLUCIE-Equities Sawgrass	126349109	CSG SYSTEMS INTERNATIONAL ORD	NA	NA	NA	60.00	03/16/2021	---	2,933.10	0.00	0.00	(239.70)	2,693.40	2,693.40
STLUCIE-Equities Sawgrass	31189V109	FATHOM HOLDINGS ORD	NA	NA	NA	60.00	03/16/2021	---	1,827.67	0.00	0.00	15.13	1,913.80	1,913.80
STLUCIE-Equities Sawgrass	576323109	MASTEC ORD	NA	NA	NA	60.00	03/31/2021	---	5,213.22	0.00	0.00	408.78	5,622.00	5,622.00
STLUCIE-Equities Sawgrass	201723103	COMMERCIAL METALS ORD	NA	NA	NA	61.00	01/27/2021	---	1,302.05	7.32	0.00	579.19	1,881.24	1,881.24
STLUCIE-Equities Sawgrass	22002T108	CORPORATE OFFICE PROP REIT ORD	NA	NA	NA	61.00	01/27/2021	---	1,608.57	16.78	0.00	(2.44)	1,606.13	1,606.13
STLUCIE-Equities Sawgrass	09247X101	BLACKROCK ORD	NA	NA	NA	62.00	12/08/2016	---	23,308.17	0.00	0.00	23,437.35	46,745.52	46,745.52
STLUCIE-Equities Sawgrass	801056102	SANMINA ORD	NA	NA	NA	62.00	02/28/2020	---	1,687.64	0.00	0.00	877.92	2,565.56	2,565.56
STLUCIE-Equities Sawgrass	45781D101	INOVALON HOLDINGS CL A ORD	NA	NA	NA	62.00	03/03/2020	---	1,195.90	0.00	0.00	588.46	1,784.36	1,784.36
STLUCIE-Equities Sawgrass	927107409	VILLAGE SUPER MARKET CL A ORD	NA	NA	NA	62.00	01/27/2021	---	1,349.34	15.50	0.00	112.00	1,461.34	1,461.34

ST. LUCIE COUNTY BOARD OF COUNTY COMMISSIONERS  
 INVESTMENT PORTFOLIO  
 AS OF March 31, 2021

Account	Identifier	Description	S&P Rating	Fitch Rating	Moody's Rating	Current Units	Settle Date	Final Maturity	Book Value	Interest Due	Accrued Balance	Net Unrealized Gain/Loss	Market Value	Market Value + Accrued
STLUCIE-Equities Sawgrass	62914B100	NIC ORD	NA	NA	NA	62.00	01/27/2021	---	1,858.76	0.00	0.00	244.90	2,103.66	2,103.66
STLUCIE-Equities Sawgrass	74762E102	QUANTA SERVICES ORD	NA	NA	NA	62.00	03/31/2021	---	5,240.55	0.00	0.00	214.21	5,454.76	5,454.76
STLUCIE-Equities Sawgrass	948849104	WEIS MARKETS ORD	NA	NA	NA	63.00	03/16/2021	---	3,718.18	0.00	0.00	(157.42)	3,560.76	3,560.76
STLUCIE-Equities Sawgrass	404251101	HMS HOLDINGS ORD	NA	NA	NA	63.00	03/16/2021	---	2,321.24	0.00	0.00	8.19	2,329.43	2,329.43
STLUCIE-Equities Sawgrass	053807103	AVNET ORD	NA	NA	NA	64.00	02/28/2021	---	2,086.72	0.00	0.00	569.92	2,656.64	2,656.64
STLUCIE-Equities Sawgrass	783754104	RYERSON HOLDING ORD	NA	NA	NA	64.00	09/29/2020	---	359.04	0.00	0.00	731.52	1,090.56	1,090.56
STLUCIE-Equities Sawgrass	552690109	MDU RESOURCES GROUP ORD	NA	NA	NA	64.00	12/31/2020	---	1,678.73	13.60	0.00	344.31	2,023.04	2,023.04
STLUCIE-Equities Sawgrass	01973R101	ALLISON TRANSMISSION HOLDINGS ORD	NA	NA	NA	64.00	01/27/2021	---	2,909.12	0.00	0.00	(296.00)	2,613.12	2,613.12
STLUCIE-Equities Sawgrass	031652100	AMKOR TECHNOLOGY ORD	NA	NA	NA	64.00	02/01/2021	---	4,093.68	0.00	0.00	493.76	4,587.44	4,587.44
STLUCIE-Equities Sawgrass	589400100	MERCURY GENERAL ORD	NA	NA	NA	64.00	03/16/2021	---	4,093.90	0.00	0.00	(202.06)	3,891.84	3,891.84
STLUCIE-Equities Sawgrass	30231G102	EXXON MOBIL ORD	NA	NA	NA	65.00	07/22/2016	---	6,144.37	0.00	0.00	(2,515.42)	3,628.95	3,628.95
STLUCIE-Equities Sawgrass	363576109	ARTHUR J GALLAGHER ORD	NA	NA	NA	65.00	06/08/2018	---	4,332.74	0.00	0.00	3,777.31	8,110.05	8,110.05
STLUCIE-Equities Sawgrass	438516106	HONEYWELL INTERNATIONAL ORD	NA	NA	NA	65.00	06/04/2018	---	9,242.37	0.00	0.00	4,867.18	14,109.55	14,109.55
STLUCIE-Equities Sawgrass	05352A100	AVANTOR ORD	NA	NA	NA	65.00	02/28/2020	---	1,067.63	0.00	0.00	812.82	1,880.45	1,880.45
STLUCIE-Equities Sawgrass	81619Q105	SELECT MEDICAL HOLDINGS ORD	NA	NA	NA	65.00	03/16/2021	---	1,140.07	0.00	0.00	1,076.43	2,216.50	2,216.50
STLUCIE-Equities Sawgrass	589889104	MERIT MEDICAL SYSTEMS ORD	NA	NA	NA	65.00	06/02/2020	---	2,820.03	0.00	0.00	1,072.17	3,892.20	3,892.20
STLUCIE-Equities Sawgrass	000360206	AAON ORD	NA	NA	NA	65.00	12/08/2020	---	4,080.02	0.00	0.00	470.63	4,550.65	4,550.65
STLUCIE-Equities Sawgrass	703395103	PATTERSON COMPANIES ORD	NA	NA	NA	65.00	01/27/2021	---	2,096.37	0.00	0.00	(19.62)	2,076.75	2,076.75
STLUCIE-Equities Sawgrass	566324109	MARCUS & MILLICAP INC. ORD	NA	NA	NA	65.00	03/16/2021	---	2,210.63	0.00	0.00	(20.13)	2,190.50	2,190.50
STLUCIE-Equities Sawgrass	83125X103	SLEEP NUMBER ORD	NA	NA	NA	65.00	03/16/2021	---	9,349.44	0.00	0.00	(22.59)	9,326.85	9,326.85
STLUCIE-Equities Sawgrass	46333X108	IRONWOOD PHARMA CL A ORD	NA	NA	NA	65.00	03/31/2021	---	702.73	0.00	0.00	23.97	726.70	726.70
STLUCIE-Equities Sawgrass	257701201	DONEGAL GROUP CL A ORD	NA	NA	NA	66.00	02/28/2020	---	979.39	0.00	0.00	1.37	980.76	980.76
STLUCIE-Equities Sawgrass	81619Q105	SELECT MEDICAL HOLDINGS ORD	NA	NA	NA	66.00	01/27/2021	---	1,854.27	0.00	0.00	396.33	2,250.60	2,250.60
STLUCIE-Equities Sawgrass	552690109	MDU RESOURCES GROUP ORD	NA	NA	NA	66.00	01/27/2021	---	1,844.63	14.02	0.00	241.63	2,086.26	2,086.26
STLUCIE-Equities Sawgrass	055501101	BIS WHOLESALE CLUB HOLD ORD	NA	NA	NA	66.00	02/01/2021	---	3,128.40	0.00	0.00	(167.64)	2,960.76	2,960.76
STLUCIE-Equities Sawgrass	31847R102	FIRST AMERICAN FINANCIAL ORD	NA	NA	NA	66.00	03/16/2021	---	3,838.56	0.00	0.00	(99.66)	3,738.90	3,738.90
STLUCIE-Equities Sawgrass	166764100	CHEVRON ORD	NA	NA	NA	67.00	07/22/2016	---	7,097.34	0.00	0.00	(76.41)	7,020.93	7,020.93
STLUCIE-Equities Sawgrass	62717B108	CUSHMAN AND WAKEFIELD ORD	NA	NA	NA	67.00	02/28/2020	---	1,172.00	0.00	0.00	(78.56)	1,093.44	1,093.44
STLUCIE-Equities Sawgrass	343498101	FLOWERS FOODS ORD	NA	NA	NA	67.00	01/27/2021	---	1,529.61	0.00	0.00	64.99	1,594.60	1,594.60
STLUCIE-Equities Sawgrass	85208M102	SPROUTS FARMERS MARKET ORD	NA	NA	NA	67.00	01/27/2021	---	1,483.05	0.00	0.00	300.49	1,783.54	1,783.54
STLUCIE-Equities Sawgrass	04316A108	ARTISAN PARTNERS ASSET MGMT CL A ORD	NA	NA	NA	68.00	03/16/2021	---	3,458.54	0.00	0.00	89.02	3,547.56	3,547.56
STLUCIE-Equities Sawgrass	466313103	JABIL ORD	NA	NA	NA	69.00	01/27/2021	---	3,086.37	0.00	0.00	512.67	3,599.04	3,599.04
STLUCIE-Equities Sawgrass	097793400	BONANZA CREEK ENERGY ORD	NA	NA	NA	69.00	01/27/2021	---	1,498.68	0.00	0.00	966.69	2,465.37	2,465.37
STLUCIE-Equities Sawgrass	439038100	HOOKER FURNITURE ORD	NA	NA	NA	69.00	03/16/2021	---	2,709.69	0.00	0.00	(193.95)	2,515.74	2,515.74
STLUCIE-Equities Sawgrass	478160104	JOHNSON & JOHNSON ORD	NA	NA	NA	70.00	02/28/2018	---	9,255.75	0.00	0.00	2,248.75	11,504.50	11,504.50
STLUCIE-Equities Sawgrass	92345Y106	VERISK ANALYTICS ORD	NA	NA	NA	70.00	09/26/2019	---	11,080.08	0.00	0.00	1,288.22	12,368.30	12,368.30
STLUCIE-Equities Sawgrass	852312305	STAR SURGICAL ORD	NA	NA	NA	70.00	04/20/2020	---	2,507.18	0.00	0.00	4,871.52	7,378.70	7,378.70
STLUCIE-Equities Sawgrass	45781D101	INOVALON HOLDINGS CL A ORD	NA	NA	NA	70.00	05/29/2020	---	1,317.50	0.00	0.00	697.10	2,014.60	2,014.60
STLUCIE-Equities Sawgrass	45781D101	INOVALON HOLDINGS CL A ORD	NA	NA	NA	70.00	09/11/2020	---	1,735.08	0.00	0.00	279.52	2,014.60	2,014.60
STLUCIE-Equities Sawgrass	392709101	GREEN BRICK PARTNERS ORD	NA	NA	NA	70.00	09/16/2020	---	1,259.76	0.00	0.00	327.84	1,587.60	1,587.60
STLUCIE-Equities Sawgrass	92346J108	VERICEL ORD	NA	NA	NA	70.00	11/19/2020	---	1,810.11	0.00	0.00	2,078.39	3,888.50	3,888.50
STLUCIE-Equities Sawgrass	421906108	HEALTHCARE SERVICES ORD	NA	NA	NA	70.00	01/27/2021	---	2,166.13	0.00	0.00	(204.03)	1,962.10	1,962.10
STLUCIE-Equities Sawgrass	801056102	SANMINA ORD	NA	NA	NA	70.00	01/27/2021	---	2,414.96	0.00	0.00	481.64	2,896.60	2,896.60
STLUCIE-Equities Sawgrass	83545G102	SONIC AUTOMOTIVE CL A ORD	NA	NA	NA	70.00	01/29/2021	---	2,848.66	7.00	0.00	621.24	3,469.90	3,469.90
STLUCIE-Equities Sawgrass	83545G102	SONIC AUTOMOTIVE CL A ORD	NA	NA	NA	70.00	02/25/2021	---	2,940.70	7.00	0.00	529.20	3,469.90	3,469.90
STLUCIE-Equities Sawgrass	827048109	SILGAN HOLDINGS ORD	NA	NA	NA	70.00	03/16/2021	---	2,903.60	0.00	0.00	38.50	2,942.10	2,942.10
STLUCIE-Equities Sawgrass	371901109	GENTEX ORD	NA	NA	NA	72.00	01/27/2021	---	2,601.72	0.00	0.00	(33.48)	2,568.24	2,568.24
STLUCIE-Equities Sawgrass	05352A100	AVANTOR ORD	NA	NA	NA	72.00	01/27/2021	---	2,229.83	0.00	0.00	(146.87)	2,082.96	2,082.96
STLUCIE-Equities Sawgrass	031652100	AMKOR TECHNOLOGY ORD	NA	NA	NA	73.00	07/08/2020	---	917.61	0.00	0.00	813.22	1,730.83	1,730.83
STLUCIE-Equities Sawgrass	124805102	CBIZ ORD	NA	NA	NA	73.00	03/16/2021	---	2,472.72	0.00	0.00	(88.54)	2,384.18	2,384.18
STLUCIE-Equities Sawgrass	30212W100	EXP WORLD HOLDINGS ORD	NA	NA	NA	74.00	01/27/2021	---	4,037.63	0.00	0.00	(666.93)	3,370.70	3,370.70
STLUCIE-Equities Sawgrass	439038100	HOOKER FURNITURE ORD	NA	NA	NA	74.00	01/28/2021	---	2,405.09	0.00	0.00	292.95	2,698.04	2,698.04
STLUCIE-Equities Sawgrass	91324P102	UNITEDHEALTH GRP ORD	NA	NA	NA	75.00	12/09/2016	---	11,738.21	0.00	0.00	16,167.04	27,905.25	27,905.25
STLUCIE-Equities Sawgrass	438516106	HONEYWELL INTERNATIONAL ORD	NA	NA	NA	75.00	07/22/2016	---	8,524.56	0.00	0.00	7,755.69	16,280.25	16,280.25
STLUCIE-Equities Sawgrass	438516106	HONEYWELL INTERNATIONAL ORD	NA	NA	NA	75.00	12/09/2016	---	8,133.03	0.00	0.00	8,147.22	16,280.25	16,280.25
STLUCIE-Equities Sawgrass	69351T106	PPL ORD	NA	NA	NA	75.00	07/19/2019	---	2,289.00	31.13	0.00	(126.00)	2,163.00	2,163.00
STLUCIE-Equities Sawgrass	827048109	SILGAN HOLDINGS ORD	NA	NA	NA	75.00	04/17/2020	---	2,426.25	0.00	0.00	726.00	3,152.25	3,152.25
STLUCIE-Equities Sawgrass	45781D101	INOVALON HOLDINGS CL A ORD	NA	NA	NA	75.00	06/25/2020	---	1,535.04	0.00	0.00	623.46	2,158.50	2,158.50
STLUCIE-Equities Sawgrass	478160104	JOHNSON & JOHNSON ORD	NA	NA	NA	76.00	06/04/2018	---	9,155.72	0.00	0.00	3,334.88	12,490.60	12,490.60
STLUCIE-Equities Sawgrass	67020Y100	NUANCE COMMUNICATIONS ORD	NA	NA	NA	76.00	01/27/2021	---	3,790.50	0.00	0.00	(473.86)	3,316.64	3,316.64
STLUCIE-Equities Sawgrass	053807103	AVNET ORD	NA	NA	NA	77.00	01/27/2021	---	3,032.38	0.00	0.00	163.89	3,196.27	3,196.27
STLUCIE-Equities Sawgrass	31189V109	FATHOM HOLDINGS ORD	NA	NA	NA	77.00	02/01/2021	---	3,014.17	0.00	0.00	(193.66)	2,820.51	2,820.51
STLUCIE-Equities Sawgrass	02665T306	AMERICAN HOMES 4 RENT CL A REIT ORD	NA	NA	NA	78.00	03/16/2021	---	2,460.59	0.00	0.00	139.93	2,600.52	2,600.52
STLUCIE-Equities Sawgrass	883203101	TEXTRON ORD	NA	NA	NA	78.00	03/16/2021	---	4,190.18	0.00	0.00	184.06	4,374.24	4,374.24
STLUCIE-Equities Sawgrass	981475106	WORLD FUEL SERVICES ORD	NA	NA	NA	79.00	03/16/2021	---	2,811.52	9.48	0.00	(30.72)	2,780.80	2,780.80
STLUCIE-Equities Sawgrass	806857108	SCHLUMBERGER ORD	NA	NA	NA	80.00	12/08/2016	---	6,779.20	10.00	0.00	(4,604.00)	2,175.20	2,175.20
STLUCIE-Equities Sawgrass	30231G102	EXXON MOBIL ORD	NA	NA	NA	80.00	10/12/2018	---	6,791.12	0.00	0.00	(6,324.72)	4,466.40	4,466.40
STLUCIE-Equities Sawgrass	153527205	CENTRAL GARDEN AND PET CL A ORD	NA	NA	NA	80.00	11/27/2020	---	3,073.48	0.00	0.00	1,077.72	4,151.20	4,151.20

ST. LUCIE COUNTY BOARD OF COUNTY COMMISSIONERS  
INVESTMENT PORTFOLIO  
AS OF March 31, 2021

Account	Identifier	Description	S&P Rating	Fitch Rating	Moody's Rating	Current Units	Settle Date	Final Maturity	Book Value	Interest Due	Accrued Balance	Net Unrealized Gain/Loss	Market Value	Market Value + Accrued
STLUCIE-Equities Sawgrass	13462K109	CAMPING WORLD CL A ORD	NA	NA	NA	80.00	01/04/2021	---	2,191.40	0.00	0.00	(719.00)	2,910.40	2,910.40
STLUCIE-Equities Sawgrass	06653O102	ADAPTHEALTH CL A ORD	NA	NA	NA	80.00	01/04/2021	---	3,033.52	0.00	0.00	(92.00)	2,940.80	2,940.80
STLUCIE-Equities Sawgrass	21833Z102	CORCEPT THERAPEUTICS ORD	NA	NA	NA	80.00	01/28/2021	---	2,306.06	0.00	0.00	(402.86)	1,903.20	1,903.20
STLUCIE-Equities Sawgrass	55405W104	MYR GROUP ORD	NA	NA	NA	80.00	03/31/2021	---	5,229.00	0.00	0.00	504.60	5,733.60	5,733.60
STLUCIE-Equities Sawgrass	03073E105	AMERISOURCEBERGEN ORD	NA	NA	NA	81.00	09/13/2019	---	7,128.00	0.00	0.00	2,435.67	9,563.67	9,563.67
STLUCIE-Equities Sawgrass	858119100	STEEL DYNAMICS ORD	NA	NA	NA	82.00	03/17/2021	---	3,150.85	21.32	0.00	1,011.47	4,162.32	4,162.32
STLUCIE-Equities Sawgrass	890516107	TOOTSIE ROLL INDUSTRIES ORD	NA	NA	NA	82.00	03/16/2021	---	2,825.91	0.00	0.00	(109.25)	2,716.66	2,716.66
STLUCIE-Equities Sawgrass	22052L104	CORTEVA ORD	NA	NA	NA	83.33	12/09/2016	---	2,751.81	0.00	0.00	1,133.19	3,885.00	3,885.00
STLUCIE-Equities Sawgrass	69078F107	TRITON INTERNATIONAL ORD	NA	NA	NA	84.00	03/16/2021	---	5,136.63	0.00	0.00	(317.47)	4,619.16	4,619.16
STLUCIE-Equities Sawgrass	46284V101	IRON MOUNTAIN ORD	NA	NA	NA	84.00	03/16/2021	---	3,076.78	0.00	0.00	32.06	3,108.84	3,108.84
STLUCIE-Equities Sawgrass	1271903O4	CACI INTERNATIONAL CL A ORD	NA	NA	NA	85.00	01/26/2021	---	21,166.33	0.00	0.00	(200.23)	20,966.10	20,966.10
STLUCIE-Equities Sawgrass	896749108	TRIPLE S MANAGEMENT CL B ORD	NA	NA	NA	85.00	03/16/2021	---	2,425.04	0.00	0.00	(212.49)	2,212.55	2,212.55
STLUCIE-Equities Sawgrass	020002101	ALLSTATE ORD	NA	NA	NA	86.00	06/04/2018	---	8,071.96	69.66	0.00	1,809.44	9,881.40	9,881.40
STLUCIE-Equities Sawgrass	Y1771G102	COSTAMARE ORD	NA	NA	NA	86.00	02/01/2021	---	689.72	0.00	0.00	137.60	827.32	827.32
STLUCIE-Equities Sawgrass	745867101	PULTEGROUP ORD	NA	NA	NA	88.00	07/01/2020	---	2,900.92	12.32	0.00	1,713.80	4,614.72	4,614.72
STLUCIE-Equities Sawgrass	410345102	HANESBRANDS ORD	NA	NA	NA	89.00	05/01/2020	---	922.93	0.00	0.00	(807.70)	1,750.63	1,750.63
STLUCIE-Equities Sawgrass	00164V103	AMC NETWORKS CL A ORD	NA	NA	NA	89.00	03/16/2021	---	6,738.86	0.00	0.00	(2,007.62)	4,731.24	4,731.24
STLUCIE-Equities Sawgrass	91324P102	UNITEDHEALTH GRP ORD	NA	NA	NA	90.00	12/08/2016	---	14,140.35	0.00	0.00	19,345.95	33,486.30	33,486.30
STLUCIE-Equities Sawgrass	254687106	WALT DISNEY ORD	NA	NA	NA	90.00	09/26/2019	---	11,909.01	0.00	0.00	4,697.79	16,606.80	16,606.80
STLUCIE-Equities Sawgrass	388689101	GRAPHIC PACKAGING HOLDING ORD	NA	NA	NA	90.00	02/28/2020	---	1,237.24	6.75	0.00	397.16	1,634.40	1,634.40
STLUCIE-Equities Sawgrass	92346J108	VERICEL ORD	NA	NA	NA	90.00	09/25/2020	---	1,705.76	0.00	0.00	3,293.74	4,999.50	4,999.50
STLUCIE-Equities Sawgrass	91529Y106	UNUM ORD	NA	NA	NA	90.00	01/04/2021	---	2,028.03	0.00	0.00	476.67	2,504.70	2,504.70
STLUCIE-Equities Sawgrass	005098108	ACUSHNET HOLDINGS ORD	NA	NA	NA	90.00	02/25/2021	---	3,976.65	0.00	0.00	(256.95)	3,719.70	3,719.70
STLUCIE-Equities Sawgrass	13462K109	CAMPING WORLD CL A ORD	NA	NA	NA	90.00	02/25/2021	---	3,173.85	0.00	0.00	100.35	3,274.20	3,274.20
STLUCIE-Equities Sawgrass	92840M102	VISTRA ORD	NA	NA	NA	91.00	07/01/2020	---	1,687.62	0.00	0.00	(78.74)	1,608.88	1,608.88
STLUCIE-Equities Sawgrass	860372101	STEWART INFO SVC ORD	NA	NA	NA	91.00	03/16/2021	---	4,956.03	0.00	0.00	(221.30)	4,734.73	4,734.73
STLUCIE-Equities Sawgrass	846511103	SPARK ENERGY CL A ORD	NA	NA	NA	91.00	03/31/2021	---	956.83	0.00	0.00	15.05	971.88	971.88
STLUCIE-Equities Sawgrass	22002T108	CORPORATE OFFICE PROP REIT ORD	NA	NA	NA	93.00	03/16/2021	---	2,491.94	25.58	0.00	(43.25)	2,448.69	2,448.69
STLUCIE-Equities Sawgrass	62914B100	NIC ORD	NA	NA	NA	94.00	03/16/2021	---	3,197.88	0.00	0.00	(8.46)	3,189.42	3,189.42
STLUCIE-Equities Sawgrass	927107409	VILLAGE SUPER MARKET CL A ORD	NA	NA	NA	94.00	03/16/2021	---	2,431.27	23.50	0.00	(215.69)	2,215.58	2,215.58
STLUCIE-Equities Sawgrass	46625H100	JPMORGAN CHASE ORD	NA	NA	NA	95.00	06/04/2018	---	10,224.85	0.00	0.00	4,237.00	14,461.85	14,461.85
STLUCIE-Equities Sawgrass	71575U101	PERFICIENT ORD	NA	NA	NA	95.00	08/07/2019	---	3,346.61	0.00	0.00	2,231.80	5,578.40	5,578.40
STLUCIE-Equities Sawgrass	749397105	RI RCM ORD	NA	NA	NA	95.00	01/27/2021	---	2,544.58	0.00	0.00	(199.98)	2,344.60	2,344.60
STLUCIE-Equities Sawgrass	127203107	CACTUS CL A ORD	NA	NA	NA	95.00	01/29/2021	---	2,436.48	0.00	0.00	472.42	2,908.90	2,908.90
STLUCIE-Equities Sawgrass	05625J108	BADGER METER ORD	NA	NA	NA	95.00	03/31/2021	---	9,113.35	0.00	0.00	8,841.65	8,841.65	8,841.65
STLUCIE-Equities Sawgrass	01973R101	ALLISON TRANSMISSION HOLDINGS ORD	NA	NA	NA	97.00	03/16/2021	---	4,067.92	0.00	0.00	(107.41)	3,960.51	3,960.51
STLUCIE-Equities Sawgrass	460690100	INTERPUBLIC GROUP OF COMPANIES ORD	NA	NA	NA	98.00	01/27/2021	---	2,418.15	0.00	0.00	443.45	2,861.60	2,861.60
STLUCIE-Equities Sawgrass	65342T106	NI HOLDINGS ORD	NA	NA	NA	99.00	02/28/2020	---	1,439.29	0.00	0.00	390.23	1,829.52	1,829.52
STLUCIE-Equities Sawgrass	257701201	DONEGAL GROUP CL A ORD	NA	NA	NA	99.00	01/27/2021	---	1,410.75	0.00	0.00	60.39	1,471.14	1,471.14
STLUCIE-Equities Sawgrass	201723103	COMMERCIAL METALS ORD	NA	NA	NA	99.00	03/16/2021	---	2,971.80	11.88	0.00	81.36	3,053.16	3,053.16
STLUCIE-Equities Sawgrass	81619Q105	SELECT MEDICAL HOLDINGS ORD	NA	NA	NA	99.00	03/16/2021	---	3,444.21	0.00	0.00	(68.31)	3,375.90	3,375.90
STLUCIE-Equities Sawgrass	166764100	CHEVRON ORD	NA	NA	NA	100.00	12/09/2016	---	11,247.00	0.00	0.00	(768.00)	10,479.00	10,479.00
STLUCIE-Equities Sawgrass	084670702	BERKSHIRE HATHAWAY CL B ORD	NA	NA	NA	100.00	12/09/2016	---	16,029.00	0.00	0.00	9,518.00	25,547.00	25,547.00
STLUCIE-Equities Sawgrass	166764100	CHEVRON ORD	NA	NA	NA	100.00	06/11/2018	---	12,697.00	0.00	0.00	(2,218.00)	10,479.00	10,479.00
STLUCIE-Equities Sawgrass	14448C104	CARRIER GLOBAL ORD	NA	NA	NA	100.00	12/09/2016	---	1,790.81	0.00	0.00	4,222.00	6,012.81	6,012.81
STLUCIE-Equities Sawgrass	22160K105	COSTCO WHOLESale ORD	NA	NA	NA	100.00	06/18/2020	---	30,058.20	0.00	0.00	5,189.80	35,248.00	35,248.00
STLUCIE-Equities Sawgrass	22160K105	COSTCO WHOLESale ORD	NA	NA	NA	100.00	02/01/2021	---	35,689.00	0.00	0.00	(441.00)	35,248.00	35,248.00
STLUCIE-Equities Sawgrass	671044105	OSISYSTEMS ORD	NA	NA	NA	100.00	03/11/2021	---	9,853.40	0.00	0.00	(243.40)	9,610.00	9,610.00
STLUCIE-Equities Sawgrass	127203107	CACTUS CL A ORD	NA	NA	NA	100.00	03/16/2021	---	3,295.17	0.00	0.00	(233.17)	3,062.00	3,062.00
STLUCIE-Equities Sawgrass	705395103	PATTERSON COMPANIES ORD	NA	NA	NA	100.00	03/16/2021	---	3,186.00	0.00	0.00	9.00	3,195.00	3,195.00
STLUCIE-Equities Sawgrass	62717B108	CUSHMAN AND WAKEFIELD ORD	NA	NA	NA	101.00	01/27/2021	---	1,511.47	0.00	0.00	136.85	1,648.32	1,648.32
STLUCIE-Equities Sawgrass	1271903O4	CACI INTERNATIONAL CL A ORD	NA	NA	NA	101.00	03/02/2021	---	22,600.37	0.00	0.00	2,312.29	24,912.66	24,912.66
STLUCIE-Equities Sawgrass	00922R105	AIR TRANSPORT SERVICES GROUP ORD	NA	NA	NA	101.00	03/16/2021	---	3,114.50	0.00	0.00	(159.24)	2,955.26	2,955.26
STLUCIE-Equities Sawgrass	38141G104	GOLDMAN SACHS GROUP ORD	NA	NA	NA	104.00	01/07/2021	---	27,986.74	0.00	0.00	6,021.26	34,008.00	34,008.00
STLUCIE-Equities Sawgrass	421906108	HEALTHCARE SERVICES ORD	NA	NA	NA	104.00	03/16/2021	---	3,068.18	0.00	0.00	(153.06)	2,915.12	2,915.12
STLUCIE-Equities Sawgrass	801056102	SANMINA ORD	NA	NA	NA	104.00	03/16/2021	---	4,091.88	0.00	0.00	211.64	4,303.52	4,303.52
STLUCIE-Equities Sawgrass	745867101	PULTEGROUP ORD	NA	NA	NA	105.00	01/27/2021	---	5,200.35	14.70	0.00	305.85	5,506.20	5,506.20
STLUCIE-Equities Sawgrass	552690109	MDU RESOURCES GROUP ORD	NA	NA	NA	105.00	03/16/2021	---	3,263.40	0.00	0.00	55.65	3,319.05	3,319.05
STLUCIE-Equities Sawgrass	097793400	BONANZA CREEK ENERGY ORD	NA	NA	NA	105.00	03/16/2021	---	3,767.33	0.00	0.00	(15.68)	3,751.65	3,751.65
STLUCIE-Equities Sawgrass	98421M106	XEROX HOLDINGS ORD	NA	NA	NA	106.00	07/01/2020	---	1,618.09	26.50	0.00	954.53	2,572.62	2,572.62
STLUCIE-Equities Sawgrass	55345K103	MRC GLOBAL ORD	NA	NA	NA	107.00	07/01/2020	---	644.59	0.00	0.00	321.62	966.21	966.21
STLUCIE-Equities Sawgrass	343498101	FLOWERS FOODS ORD	NA	NA	NA	108.00	03/16/2021	---	2,522.21	0.00	0.00	48.19	2,570.40	2,570.40
STLUCIE-Equities Sawgrass	85208M102	SPROUTS FARMERS MARKET ORD	NA	NA	NA	108.00	03/16/2021	---	2,637.40	0.00	0.00	237.56	2,874.96	2,874.96
STLUCIE-Equities Sawgrass	65342T106	NI HOLDINGS ORD	NA	NA	NA	109.00	01/27/2021	---	1,886.91	0.00	0.00	(127.41)	2,014.32	2,014.32
STLUCIE-Equities Sawgrass	371901109	GENTEX ORD	NA	NA	NA	109.00	03/16/2021	---	4,012.13	0.00	0.00	3,888.00	3,888.00	3,888.00
STLUCIE-Equities Sawgrass	87724P106	TAYLOR MORRISON HOME ORD	NA	NA	NA	110.00	02/25/2021	---	3,056.54	0.00	0.00	332.56	3,389.10	3,389.10
STLUCIE-Equities Sawgrass	314211103	FEDERATED HERMES CL B ORD	NA	NA	NA	110.00	03/16/2021	---	3,426.50	0.00	0.00	16.50	3,443.00	3,443.00
STLUCIE-Equities Sawgrass	64828T201	NEW RESIDENTIAL INVESTMENT REIT ORD	NA	NA	NA	110.00	03/31/2021	---	1,211.65	0.00	0.00	25.85	1,237.50	1,237.50

ST. LUCIE COUNTY BOARD OF COUNTY COMMISSIONERS  
 INVESTMENT PORTFOLIO  
 AS OF March 31, 2021

Account	Identifier	Description	S&P Rating	Fitch Rating	Moody's Rating	Current Units	Settle Date	Final Maturity	Book Value	Interest Due	Accrued Balance	Net Unrealized Gain/Loss	Market Value	Market Value + Accrued
STLUCIE-Equities Sawgrass	92840M102	VISTRA ORD	NA	NA	NA	111.00	01/27/2021	---	2,385.95	0.00	0.00	(423.47)	1,962.48	1,962.48
STLUCIE-Equities Sawgrass	125269100	CF INDUSTRIES HOLDINGS ORD	NA	NA	NA	114.00	03/31/2021	---	5,282.76	0.00	0.00	(109.44)	5,173.32	5,173.32
STLUCIE-Equities Sawgrass	87105L104	SWITCH CL A ORD	NA	NA	NA	115.00	01/27/2021	---	1,902.68	0.00	0.00	(32.78)	1,869.90	1,869.90
STLUCIE-Equities Sawgrass	87724P106	TAYLOR MORRISON HOME ORD	NA	NA	NA	115.00	02/26/2021	---	3,449.20	0.00	0.00	0.00	3,449.20	3,449.20
STLUCIE-Equities Sawgrass	46333X108	IRONWOOD PHARMA CL A ORD	NA	NA	NA	115.00	02/26/2021	---	1,080.77	0.00	0.00	204.93	1,285.70	1,285.70
STLUCIE-Equities Sawgrass	466313103	JABIL ORD	NA	NA	NA	115.00	03/16/2021	---	5,491.81	0.00	0.00	506.59	5,998.40	5,998.40
STLUCIE-Equities Sawgrass	05352A100	AVANTOR ORD	NA	NA	NA	117.00	03/16/2021	---	3,221.79	0.00	0.00	105.16	3,326.95	3,326.95
STLUCIE-Equities Sawgrass	846511103	SPARK ENERGY CL A ORD	NA	NA	NA	118.00	03/16/2021	---	1,083.42	0.00	0.00	166.14	1,249.56	1,249.56
STLUCIE-Equities Sawgrass	67020Y100	NUANCE COMMUNICATIONS ORD	NA	NA	NA	118.00	03/16/2021	---	5,231.33	0.00	0.00	(81.81)	5,149.52	5,149.52
STLUCIE-Equities Sawgrass	12008R107	BUILDERS FIRSTSOURCE ORD	NA	NA	NA	119.00	07/01/2020	---	2,437.70	0.00	0.00	3,080.33	5,518.03	5,518.03
STLUCIE-Equities Sawgrass	05550J101	BIS WHOLESALE CLUB HOLD ORD	NA	NA	NA	119.00	03/16/2021	---	5,050.60	0.00	0.00	287.74	5,338.34	5,338.34
STLUCIE-Equities Sawgrass	00287Y109	ABBVIE ORD	NA	NA	NA	120.00	09/26/2019	---	8,745.86	0.00	0.00	4,240.54	12,986.40	12,986.40
STLUCIE-Equities Sawgrass	392709101	GREEN BRICK PARTNERS ORD	NA	NA	NA	120.00	09/18/2020	---	2,224.01	0.00	0.00	497.59	2,721.60	2,721.60
STLUCIE-Equities Sawgrass	218352102	CORCEPT THERAPEUTICS ORD	NA	NA	NA	120.00	01/04/2021	---	3,160.91	0.00	0.00	(306.11)	2,854.80	2,854.80
STLUCIE-Equities Sawgrass	031162100	AMGEN ORD	NA	NA	NA	120.00	02/05/2021	---	27,861.60	0.00	0.00	1,995.60	29,857.20	29,857.20
STLUCIE-Equities Sawgrass	91529Y106	UNUM ORD	NA	NA	NA	120.00	02/25/2021	---	3,176.23	0.00	0.00	163.37	3,339.60	3,339.60
STLUCIE-Equities Sawgrass	45816D100	INTELLIGENT SYSTEMS ORD	NA	NA	NA	120.00	02/26/2021	---	5,120.96	0.00	0.00	(211.76)	4,909.20	4,909.20
STLUCIE-Equities Sawgrass	98421M106	XEROX HOLDINGS ORD	NA	NA	NA	121.00	01/27/2021	---	2,488.99	30.25	0.00	447.68	2,936.67	2,936.67
STLUCIE-Equities Sawgrass	12008R107	BUILDERS FIRSTSOURCE ORD	NA	NA	NA	121.00	01/27/2021	---	5,175.78	0.00	0.00	434.99	5,610.77	5,610.77
STLUCIE-Equities Sawgrass	00206R102	AT&T ORD	NA	NA	NA	123.00	09/13/2019	---	4,698.60	0.00	0.00	(975.39)	3,723.21	3,723.21
STLUCIE-Equities Sawgrass	053807103	AVNET ORD	NA	NA	NA	123.00	03/16/2021	---	4,864.06	0.00	0.00	241.67	5,105.73	5,105.73
STLUCIE-Equities Sawgrass	858119100	STEEL DYNAMICS ORD	NA	NA	NA	123.00	03/16/2021	---	6,057.12	31.98	0.00	186.36	6,243.48	6,243.48
STLUCIE-Equities Sawgrass	56585A102	MARATHON PETROLEUM ORD	NA	NA	NA	124.00	02/01/2021	---	5,472.36	0.00	0.00	(1,160.40)	4,311.96	4,311.96
STLUCIE-Equities Sawgrass	806857108	SCHLUMBERGER ORD	NA	NA	NA	125.00	12/09/2020	---	10,518.75	15.63	0.00	(7,120.00)	3,398.75	3,398.75
STLUCIE-Equities Sawgrass	30231G102	EXXON MOBIL ORD	NA	NA	NA	125.00	06/11/2018	---	10,368.84	0.00	0.00	(3,390.09)	6,978.75	6,978.75
STLUCIE-Equities Sawgrass	G29183103	EATON ORD	NA	NA	NA	125.00	04/17/2019	---	10,449.35	0.00	0.00	6,835.65	17,285.00	17,285.00
STLUCIE-Equities Sawgrass	458140100	INTEL ORD	NA	NA	NA	125.00	09/13/2019	---	6,560.00	0.00	0.00	1,440.00	8,000.00	8,000.00
STLUCIE-Equities Sawgrass	17376100	CITRIX SYSTEMS ORD	NA	NA	NA	130.00	07/07/2020	---	19,592.95	0.00	0.00	(1,346.15)	18,246.80	18,246.80
STLUCIE-Equities Sawgrass	74340E103	PROGYNY ORD	NA	NA	NA	130.00	07/21/2020	---	3,501.25	0.00	0.00	2,285.05	5,786.30	5,786.30
STLUCIE-Equities Sawgrass	189054109	CLOROX ORD	NA	NA	NA	130.00	02/08/2021	---	25,701.25	0.00	0.00	(626.85)	25,074.40	25,074.40
STLUCIE-Equities Sawgrass	00900Q103	ADT ORD	NA	NA	NA	134.00	03/31/2020	---	608.63	6.16	0.00	522.33	1,130.96	1,130.96
STLUCIE-Equities Sawgrass	126650100	CVS HEALTH ORD	NA	NA	NA	135.00	01/09/2017	---	10,830.01	0.00	0.00	(673.96)	10,156.05	10,156.05
STLUCIE-Equities Sawgrass	606710200	MITEK SYSTEMS ORD	NA	NA	NA	135.00	09/25/2020	---	1,728.51	0.00	0.00	239.79	1,968.30	1,968.30
STLUCIE-Equities Sawgrass	031652100	AMKOR TECHNOLOGY ORD	NA	NA	NA	136.00	01/27/2021	---	2,504.44	0.00	0.00	720.12	3,224.56	3,224.56
STLUCIE-Equities Sawgrass	98986T108	ZYNGA CL A ORD	NA	NA	NA	139.00	02/28/2020	---	964.23	0.00	0.00	454.96	1,419.19	1,419.19
STLUCIE-Equities Sawgrass	36162J106	GEO GROUP RET ORD	NA	NA	NA	139.00	06/18/2020	---	1,604.56	0.00	0.00	(525.92)	1,078.64	1,078.64
STLUCIE-Equities Sawgrass	031162100	AMGEN ORD	NA	NA	NA	140.00	06/18/2020	---	31,635.23	0.00	0.00	3,198.17	34,833.40	34,833.40
STLUCIE-Equities Sawgrass	392709101	GREEN BRICK PARTNERS ORD	NA	NA	NA	140.00	09/11/2020	---	2,163.07	0.00	0.00	1,012.13	3,175.20	3,175.20
STLUCIE-Equities Sawgrass	189054109	CLOROX ORD	NA	NA	NA	140.00	12/30/2020	---	28,254.14	0.00	0.00	(1,250.94)	27,003.20	27,003.20
STLUCIE-Equities Sawgrass	64111Q104	NETGEAR ORD	NA	NA	NA	140.00	02/04/2021	---	28,819.25	0.00	0.00	(1,816.05)	27,003.20	27,003.20
STLUCIE-Equities Sawgrass	224633206	CRAWFORD CL A ORD	NA	NA	NA	144.00	02/28/2020	---	6,039.08	0.00	0.00	(285.08)	5,754.00	5,754.00
STLUCIE-Equities Sawgrass	410345102	HANESBRANDS ORD	NA	NA	NA	144.00	01/27/2021	---	1,440.48	0.00	0.00	393.12	1,833.60	1,833.60
STLUCIE-Equities Sawgrass	69351T106	PPL ORD	NA	NA	NA	145.00	09/22/2017	---	2,283.12	0.00	0.00	(1,496.39)	837.73	837.73
STLUCIE-Equities Sawgrass	749397105	RI RCM ORD	NA	NA	NA	145.00	03/16/2021	---	5,678.19	60.18	0.00	(4,818.80)	920.57	920.57
STLUCIE-Equities Sawgrass	257559203	DOMTAR ORD	NA	NA	NA	146.00	03/31/2021	---	4,037.53	0.00	0.00	(458.93)	3,578.60	3,578.60
STLUCIE-Equities Sawgrass	257701201	DONEGAL GROUP CL A ORD	NA	NA	NA	146.00	03/16/2021	---	5,317.23	0.00	0.00	77.47	5,394.70	5,394.70
STLUCIE-Equities Sawgrass	438516106	HONEYWELL INTERNATIONAL ORD	NA	NA	NA	147.00	03/16/2021	---	2,209.31	0.00	0.00	(24.89)	2,184.42	2,184.42
STLUCIE-Equities Sawgrass	22052L104	CORTEVA ORD	NA	NA	NA	150.00	12/08/2016	---	16,279.46	0.00	0.00	16,281.04	32,560.50	32,560.50
STLUCIE-Equities Sawgrass	17275R102	CISCO SYSTEMS ORD	NA	NA	NA	150.00	12/08/2016	---	4,996.92	0.00	0.00	1,996.08	6,993.00	6,993.00
STLUCIE-Equities Sawgrass	031162100	AMGEN ORD	NA	NA	NA	150.00	03/20/2020	---	5,327.89	0.00	0.00	2,428.61	7,756.50	7,756.50
STLUCIE-Equities Sawgrass	539830109	LOCKHEED MARTIN ORD	NA	NA	NA	150.00	05/28/2020	---	37,538.51	0.00	0.00	3,562.99	41,101.50	41,101.50
STLUCIE-Equities Sawgrass	606710200	MITEK SYSTEMS ORD	NA	NA	NA	150.00	09/10/2020	---	57,172.50	0.00	0.00	(1,747.50)	55,425.00	55,425.00
STLUCIE-Equities Sawgrass	74915M100	QURATE RETAIL SRS A ORD	NA	NA	NA	150.00	09/11/2020	---	1,749.15	0.00	0.00	437.85	2,187.00	2,187.00
STLUCIE-Equities Sawgrass	15678J104	CERNER ORD	NA	NA	NA	150.00	07/01/2020	---	994.61	0.00	0.00	769.39	1,764.00	1,764.00
STLUCIE-Equities Sawgrass	22160K105	COSTCO WHOLESALE ORD	NA	NA	NA	150.00	02/04/2021	---	12,191.72	0.00	0.00	(1,409.72)	10,782.00	10,782.00
STLUCIE-Equities Sawgrass	69434T107	PIT PARTNERS CL A ORD	NA	NA	NA	150.00	03/11/2021	---	53,481.00	0.00	0.00	(609.00)	52,872.00	52,872.00
STLUCIE-Equities Sawgrass	22160K105	COSTCO WHOLESALE ORD	NA	NA	NA	152.00	05/22/2020	---	10,499.58	0.00	0.00	(352.08)	10,147.50	10,147.50
STLUCIE-Equities Sawgrass	460690100	INTERPUBLIC GROUP OF COMPANIES ORD	NA	NA	NA	154.00	03/16/2021	---	46,316.24	0.00	0.00	7,260.72	53,576.96	53,576.96
STLUCIE-Equities Sawgrass	62717B108	CUSHMAN AND WAKEFIELD ORD	NA	NA	NA	154.00	03/16/2021	---	4,549.93	0.00	0.00	(53.13)	4,496.80	4,496.80
STLUCIE-Equities Sawgrass	037833100	APPLE ORD	NA	NA	NA	158.00	10/31/2020	---	10,829.12	0.00	0.00	(173.40)	10,655.72	10,655.72
STLUCIE-Equities Sawgrass	015351109	ALEXION PHARMACEUTICALS ORD	NA	NA	NA	160.00	03/10/2020	---	18,500.62	0.00	0.00	8,470.58	26,971.20	26,971.20
STLUCIE-Equities Sawgrass	388689101	GRAPHIC PACKAGING HOLDING ORD	NA	NA	NA	160.00	01/27/2021	---	2,757.81	12.00	0.00	5,964.98	24,465.60	24,465.60
STLUCIE-Equities Sawgrass	36162J106	GEO GROUP RET ORD	NA	NA	NA	160.00	01/27/2021	---	1,293.60	0.00	0.00	147.79	2,905.60	2,905.60
STLUCIE-Equities Sawgrass	745867101	PULTEGROUP ORD	NA	NA	NA	161.00	03/16/2021	---	7,567.06	0.00	0.00	(32.00)	7,535.06	7,535.06
STLUCIE-Equities Sawgrass	68389X105	ORACLE ORD	NA	NA	NA	165.00	08/26/2020	---	9,203.70	0.00	0.00	875.78	10,079.48	10,079.48
STLUCIE-Equities Sawgrass	38141G104	GOLDMAN SACHS GROUP ORD	NA	NA	NA	165.00	12/24/2020	---	41,330.58	0.00	0.00	2,374.35	43,704.93	43,704.93
STLUCIE-Equities Sawgrass	36162J106	GEO GROUP RET ORD	NA	NA	NA	168.00	03/31/2021	---	1,351.56	0.00	0.00	(47.88)	1,303.68	1,303.68

ST. LUCIE COUNTY BOARD OF COUNTY COMMISSIONERS  
INVESTMENT PORTFOLIO  
AS OF March 31, 2021

Account	Identifier	Description	S&P Rating	Fitch Rating	Moody's Rating	Current Units	Settle Date	Final Maturity	Book Value	Interest Due	Accrued Balance	Net Unrealized Gain/Loss	Market Value	Market Value + Accrued
STLUCIE-Equities Sawgrass	22160K105	COSTCO WHOLESALE ORD	NA	NA	NA	170.00	05/28/2020	---	51,944.25	0.00	0.00	7,977.35	59,921.60	59,921.60
STLUCIE-Equities Sawgrass	749397105	RI RCM ORD	NA	NA	NA	170.00	09/10/2020	---	2,726.38	0.00	0.00	4,169.22	4,195.60	4,195.60
STLUCIE-Equities Sawgrass	921659108	VANDA PHARMACEUTICALS ORD	NA	NA	NA	170.00	02/25/2021	---	3,171.28	0.00	0.00	(617.88)	2,553.40	2,553.40
STLUCIE-Equities Sawgrass	04316A108	ARTISAN PARTNERS ASSET MGMT CL A ORD	NA	NA	NA	170.00	03/31/2021	---	8,934.44	0.00	0.00	(65.54)	8,868.90	8,868.90
STLUCIE-Equities Sawgrass	5948Q0106	MICHAELS COMPANIES ORD	NA	NA	NA	173.00	03/16/2021	---	3,799.95	0.00	0.00	(4.33)	3,795.62	3,795.62
STLUCIE-Equities Sawgrass	742718109	PROCTER & GAMBLE ORD	NA	NA	NA	175.00	12/09/2016	---	14,533.51	0.00	0.00	9,166.74	23,700.25	23,700.25
STLUCIE-Equities Sawgrass	30231G102	EXXON MOBIL ORD	NA	NA	NA	175.00	12/09/2016	---	15,206.50	0.00	0.00	(5,436.25)	9,770.25	9,770.25
STLUCIE-Equities Sawgrass	806857108	SCHLUMBERGER ORD	NA	NA	NA	175.00	04/17/2019	---	8,158.24	21.88	0.00	(3,399.99)	4,758.25	4,758.25
STLUCIE-Equities Sawgrass	806857108	SCHLUMBERGER ORD	NA	NA	NA	175.00	07/19/2019	---	6,853.00	21.88	0.00	(2,404.75)	4,758.25	4,758.25
STLUCIE-Equities Sawgrass	14448C104	CARRIER GLOBAL ORD	NA	NA	NA	175.00	07/22/2016	---	3,080.90	0.00	0.00	(3,097.60)	7,388.50	7,388.50
STLUCIE-Equities Sawgrass	14448C104	CARRIER GLOBAL ORD	NA	NA	NA	175.00	12/08/2016	---	3,146.74	0.00	0.00	4,241.76	7,388.50	7,388.50
STLUCIE-Equities Sawgrass	846511103	SPARK ENERGY CL A ORD	NA	NA	NA	178.00	01/27/2021	---	1,945.54	0.00	0.00	(44.50)	1,901.04	1,901.04
STLUCIE-Equities Sawgrass	55616P104	MACYS ORD	NA	NA	NA	178.00	03/16/2021	---	3,190.95	0.00	0.00	(309.13)	2,881.82	2,881.82
STLUCIE-Equities Sawgrass	783754104	RYERSON HOLDING ORD	NA	NA	NA	179.00	01/27/2021	---	2,364.89	0.00	0.00	685.27	3,050.16	3,050.16
STLUCIE-Equities Sawgrass	22160K105	COSTCO WHOLESALE ORD	NA	NA	NA	180.00	06/02/2020	---	54,727.81	0.00	0.00	8,718.59	63,446.40	63,446.40
STLUCIE-Equities Sawgrass	12008R107	BUILDERS FIRSTSOURCE ORD	NA	NA	NA	184.00	03/16/2021	---	8,711.46	0.00	0.00	(179.38)	8,532.08	8,532.08
STLUCIE-Equities Sawgrass	65342T106	NI HOLDINGS ORD	NA	NA	NA	184.00	03/16/2021	---	3,996.19	0.00	0.00	(195.87)	3,400.32	3,400.32
STLUCIE-Equities Sawgrass	56585A102	MARATHON PETROLEUM ORD	NA	NA	NA	186.60	12/08/2016	---	8,678.12	0.00	0.00	1,303.03	9,981.15	9,981.15
STLUCIE-Equities Sawgrass	98421M106	XEROX HOLDINGS ORD	NA	NA	NA	188.00	03/16/2021	---	5,022.98	47.00	0.00	(460.22)	4,562.76	4,562.76
STLUCIE-Equities Sawgrass	00971T101	AKAMAI TECHNOLOGIES ORD	NA	NA	NA	190.00	01/27/2021	---	21,115.71	0.00	0.00	(1,754.71)	19,361.00	19,361.00
STLUCIE-Equities Sawgrass	232109108	CUTERA ORD	NA	NA	NA	195.00	01/04/2021	---	4,774.61	0.00	0.00	5,859.75	5,859.75	5,859.75
STLUCIE-Equities Sawgrass	224633206	CRAWFORD CL A ORD	NA	NA	NA	195.00	01/27/2021	---	1,548.30	0.00	0.00	528.45	2,076.75	2,076.75
STLUCIE-Equities Sawgrass	743312100	PROGRESS SOFTWARE ORD	NA	NA	NA	195.00	03/11/2021	---	8,762.09	0.00	0.00	(170.39)	8,591.70	8,591.70
STLUCIE-Equities Sawgrass	92840M102	VISTRA ORD	NA	NA	NA	195.00	03/16/2021	---	3,703.36	0.00	0.00	(255.76)	3,447.60	3,447.60
STLUCIE-Equities Sawgrass	166764104	CHEVRON ORD	NA	NA	NA	200.00	12/08/2016	---	22,742.00	0.00	0.00	(1,784.00)	20,958.00	20,958.00
STLUCIE-Equities Sawgrass	084670702	BERKSHIRE HATHAWAY CL B ORD	NA	NA	NA	200.00	12/08/2016	---	31,988.00	0.00	0.00	19,106.00	51,094.00	51,094.00
STLUCIE-Equities Sawgrass	30231G102	EXXON MOBIL ORD	NA	NA	NA	200.00	01/05/2018	---	17,308.26	0.00	0.00	(6,142.26)	11,166.00	11,166.00
STLUCIE-Equities Sawgrass	579780206	MCCORMICK ORD	NA	NA	NA	200.00	12/30/2020	---	18,612.92	0.00	0.00	(780.92)	17,832.00	17,832.00
STLUCIE-Equities Sawgrass	00090Q103	ADI ORD	NA	NA	NA	202.00	01/27/2021	---	1,832.18	7.07	0.00	(127.30)	1,704.88	1,704.88
STLUCIE-Equities Sawgrass	87105L104	SWITCH CL A ORD	NA	NA	NA	203.00	03/16/2021	---	3,015.12	0.00	0.00	285.66	3,300.78	3,300.78
STLUCIE-Equities Sawgrass	64828T201	NEW RESIDENTIAL INVESTMENT REIT ORD	NA	NA	NA	204.00	03/16/2021	---	2,245.45	0.00	0.00	49.55	2,295.00	2,295.00
STLUCIE-Equities Sawgrass	031162100	AMGEN ORD	NA	NA	NA	207.00	02/04/2019	---	38,703.53	0.00	0.00	12,800.14	51,503.67	51,503.67
STLUCIE-Equities Sawgrass	Y1771G102	COSTAMARE ORD	NA	NA	NA	207.00	12/31/2020	---	1,607.71	0.00	0.00	383.63	1,991.34	1,991.34
STLUCIE-Equities Sawgrass	49428J109	KIMBALL ELECTRONICS ORD	NA	NA	NA	208.00	03/16/2021	---	5,599.15	0.00	0.00	(192.75)	5,366.40	5,366.40
STLUCIE-Equities Sawgrass	74915M100	QURATE RETAIL SRS A ORD	NA	NA	NA	209.00	01/27/2021	---	2,532.04	0.00	0.00	(74.20)	2,457.84	2,457.84
STLUCIE-Equities Sawgrass	565849106	MARATHON OIL ORD	NA	NA	NA	211.00	01/27/2021	---	1,684.84	0.00	0.00	568.64	2,253.48	2,253.48
STLUCIE-Equities Sawgrass	Y1771G102	COSTAMARE ORD	NA	NA	NA	212.00	01/27/2021	---	1,808.36	0.00	0.00	231.08	2,039.44	2,039.44
STLUCIE-Equities Sawgrass	98986T108	ZYNGA CL A ORD	NA	NA	NA	212.00	01/27/2021	---	2,288.54	0.00	0.00	(124.02)	2,164.52	2,164.52
STLUCIE-Equities Sawgrass	21871N101	CORECIVIC REIT ORD	NA	NA	NA	215.00	07/01/2020	---	2,002.47	0.00	0.00	(56.72)	1,945.75	1,945.75
STLUCIE-Equities Sawgrass	5534SK103	MRC GLOBAL ORD	NA	NA	NA	215.00	01/27/2021	---	1,452.33	0.00	0.00	489.12	1,941.45	1,941.45
STLUCIE-Equities Sawgrass	00266R102	AT&T ORD	NA	NA	NA	217.00	07/22/2016	---	9,287.60	0.00	0.00	(2,719.01)	6,568.59	6,568.59
STLUCIE-Equities Sawgrass	410345102	HANESBRANDS ORD	NA	NA	NA	218.00	03/16/2021	---	4,436.67	0.00	0.00	(148.61)	4,288.06	4,288.06
STLUCIE-Equities Sawgrass	92343V104	VERIZON COMMUNICATIONS ORD	NA	NA	NA	219.00	12/12/2018	---	12,778.94	0.00	0.00	(44.09)	12,734.85	12,734.85
STLUCIE-Equities Sawgrass	031162100	AMGEN ORD	NA	NA	NA	220.00	05/21/2020	---	50,421.45	0.00	0.00	4,316.75	54,738.20	54,738.20
STLUCIE-Equities Sawgrass	177376100	CITRIX SYSTEMS ORD	NA	NA	NA	220.00	01/27/2021	---	28,512.00	0.00	0.00	2,367.20	30,879.20	30,879.20
STLUCIE-Equities Sawgrass	64111Q104	NETGEAR ORD	NA	NA	NA	220.00	03/11/2021	---	8,887.27	0.00	0.00	154.73	9,042.00	9,042.00
STLUCIE-Equities Sawgrass	22052L104	CORTEVA ORD	NA	NA	NA	222.67	07/22/2016	---	6,924.87	0.00	0.00	3,455.85	10,380.72	10,380.72
STLUCIE-Equities Sawgrass	59408Q106	MICHAELS COMPANIES ORD	NA	NA	NA	224.00	02/01/2021	---	3,571.16	0.00	0.00	1,343.40	4,914.56	4,914.56
STLUCIE-Equities Sawgrass	126650100	CVS HEALTH ORD	NA	NA	NA	225.00	04/18/2019	---	12,094.25	0.00	0.00	4,832.50	16,926.75	16,926.75
STLUCIE-Equities Sawgrass	55616P104	MACYS ORD	NA	NA	NA	229.00	03/31/2021	---	3,390.35	0.00	0.00	317.16	3,707.51	3,707.51
STLUCIE-Equities Sawgrass	34960W106	FORTERRA ORD	NA	NA	NA	229.00	03/31/2021	---	5,346.01	0.00	0.00	(21.76)	5,324.25	5,324.25
STLUCIE-Equities Sawgrass	369550108	GENERAL DYNAMICS ORD	NA	NA	NA	230.00	07/12/2018	---	44,250.60	0.00	0.00	(2,491.80)	41,758.80	41,758.80
STLUCIE-Equities Sawgrass	189054109	CLOROX ORD	NA	NA	NA	230.00	12/17/2020	---	46,648.49	0.00	0.00	(2,286.09)	44,362.40	44,362.40
STLUCIE-Equities Sawgrass	56585A102	MARATHON PETROLEUM ORD	NA	NA	NA	233.75	12/09/2016	---	11,121.25	0.00	0.00	1,382.04	12,503.29	12,503.29
STLUCIE-Equities Sawgrass	74967R106	RMR GROUP CL A ORD	NA	NA	NA	235.00	03/31/2021	---	9,282.29	0.00	0.00	308.06	9,590.35	9,590.35
STLUCIE-Equities Sawgrass	437076102	HOME DEPOT ORD	NA	NA	NA	240.00	06/29/2020	---	58,456.32	0.00	0.00	14,803.68	73,260.00	73,260.00
STLUCIE-Equities Sawgrass	579780206	MCCORMICK ORD	NA	NA	NA	240.00	01/28/2021	---	23,001.36	0.00	0.00	(1,602.96)	21,398.40	21,398.40
STLUCIE-Equities Sawgrass	907818108	UNION PACIFIC ORD	NA	NA	NA	241.00	01/09/2017	---	24,738.77	0.00	0.00	28,380.04	53,118.81	53,118.81
STLUCIE-Equities Sawgrass	21871N101	CORECIVIC REIT ORD	NA	NA	NA	241.00	03/27/2021	---	1,620.73	0.00	0.00	560.32	2,181.05	2,181.05
STLUCIE-Equities Sawgrass	36162J106	GEO GROUP REIT ORD	NA	NA	NA	242.00	03/16/2021	---	1,944.66	0.00	0.00	(66.74)	1,877.92	1,877.92
STLUCIE-Equities Sawgrass	46625H100	JPMORGAN CHASE ORD	NA	NA	NA	250.00	12/09/2016	---	20,718.75	0.00	0.00	17,338.75	38,057.50	38,057.50
STLUCIE-Equities Sawgrass	31620R303	FIDELITY NATIONAL FINANCIAL ORD	NA	NA	NA	250.00	12/09/2016	---	5,792.93	0.00	0.00	4,372.07	10,165.00	10,165.00
STLUCIE-Equities Sawgrass	03073F105	AMERISOURCEBERGEN ORD	NA	NA	NA	250.00	07/19/2018	---	21,790.68	0.00	0.00	7,726.82	29,517.50	29,517.50
STLUCIE-Equities Sawgrass	565849106	MARATHON OIL ORD	NA	NA	NA	250.00	02/05/2021	---	1,868.75	0.00	0.00	801.25	2,670.00	2,670.00
STLUCIE-Equities Sawgrass	156782104	CERNER ORD	NA	NA	NA	250.00	02/01/2021	---	20,092.08	0.00	0.00	(2,122.08)	17,970.00	17,970.00
STLUCIE-Equities Sawgrass	629183103	EATON ORD	NA	NA	NA	255.00	01/14/2019	---	17,876.98	0.00	0.00	17,384.42	35,261.40	35,261.40
STLUCIE-Equities Sawgrass	177376100	CITRIX SYSTEMS ORD	NA	NA	NA	260.00	07/27/2020	---	40,370.23	0.00	0.00	(3,876.63)	36,493.60	36,493.60
STLUCIE-Equities Sawgrass	74915M100	QURATE RETAIL SRS A ORD	NA	NA	NA	265.00	09/25/2020							



ST. LUCIE COUNTY BOARD OF COUNTY COMMISSIONERS  
 INVESTMENT PORTFOLIO  
 AS OF March 31, 2021

Account	Identifier	Description	S&P Rating	Fitch Rating	Moody's Rating	Current Units	Settle Date	Final Maturity	Book Value	Interest Due	Accrued Balance	Net Unrealized Gain/Loss	Market Value	Market Value + Accrued
STLUCIE-Equities Sawgrass	372309104	GENMARK DIAGNOSTICS ORD	NA	NA	NA	265.00	01/29/2021	---	3,811.55	0.00	0.00	2,521.95	6,333.50	6,333.50
STLUCIE-Equities Sawgrass	64828T201	NEW RESIDENTIAL INVESTMENT REIT ORD	NA	NA	NA	266.00	02/01/2021	---	2,560.25	0.00	0.00	2,560.25	2,992.50	2,992.50
STLUCIE-Equities Sawgrass	031652100	AMKOR TECHNOLOGY ORD	NA	NA	NA	266.00	03/16/2021	---	5,937.25	0.00	0.00	3,691.61	6,306.86	6,306.86
STLUCIE-Equities Sawgrass	68389X105	ORACLE ORD	NA	NA	NA	267.00	03/02/2021	---	17,568.28	0.00	0.00	1,167.11	18,735.39	18,735.39
STLUCIE-Equities Sawgrass	00922R105	AIR TRANSPORT SERVICES GROUP ORD	NA	NA	NA	270.00	03/11/2021	---	8,294.05	0.00	0.00	(393.85)	7,900.20	7,900.20
STLUCIE-Equities Sawgrass	846511103	SPARK ENERGY CL A ORD	NA	NA	NA	271.00	03/16/2021	---	2,914.39	0.00	0.00	(20.11)	2,894.28	2,894.28
STLUCIE-Equities Sawgrass	G29183103	EATON ORD	NA	NA	NA	275.00	07/19/2019	---	22,142.67	0.00	0.00	15,884.33	38,027.00	38,027.00
STLUCIE-Equities Sawgrass	92345Y106	VERISK ANALYTICS ORD	NA	NA	NA	280.00	04/23/2020	---	40,791.18	0.00	0.00	8,682.02	49,473.20	49,473.20
STLUCIE-Equities Sawgrass	388689101	GRAPHIC PACKAGING HOLDING ORD	NA	NA	NA	283.00	03/16/2021	---	4,987.90	0.00	0.00	151.38	5,139.28	5,139.28
STLUCIE-Equities Sawgrass	63938C108	NAVIENT ORD	NA	NA	NA	285.00	01/04/2021	---	8,825.78	0.00	0.00	1,252.57	4,078.35	4,078.35
STLUCIE-Equities Sawgrass	55345K103	MRC GLOBAL ORD	NA	NA	NA	285.00	01/29/2021	---	1,949.54	0.00	0.00	624.01	2,573.55	2,573.55
STLUCIE-Equities Sawgrass	55003T107	LUMBER LIQUIDATORS HOLDINGS ORD	NA	NA	NA	285.00	02/26/2021	---	7,324.41	0.00	0.00	(165.21)	7,159.20	7,159.20
STLUCIE-Equities Sawgrass	783754104	RYERSON HOLDING ORD	NA	NA	NA	287.00	03/16/2021	---	4,924.89	0.00	0.00	(34.41)	4,890.48	4,890.48
STLUCIE-Equities Sawgrass	92343V104	VERIZON COMMUNICATIONS ORD	NA	NA	NA	290.00	09/04/2021	---	16,877.25	0.00	0.00	(13.75)	16,863.50	16,863.50
STLUCIE-Equities Sawgrass	278865100	ECOLAB ORD	NA	NA	NA	290.00	04/23/2020	---	49,580.26	139.20	0.00	12,500.04	62,080.30	62,080.30
STLUCIE-Equities Sawgrass	031162100	AMGEN ORD	NA	NA	NA	290.00	05/22/2020	---	66,268.05	0.00	0.00	5,886.85	72,154.90	72,154.90
STLUCIE-Equities Sawgrass	92345Y106	VERISK ANALYTICS ORD	NA	NA	NA	291.00	02/17/2018	---	33,620.33	0.00	0.00	17,796.46	51,416.79	51,416.79
STLUCIE-Equities Sawgrass	G90870102	TRONOX HOLDINGS ORD	NA	NA	NA	291.00	03/31/2021	---	5,124.51	0.00	0.00	200.79	5,325.30	5,325.30
STLUCIE-Equities Sawgrass	478160104	JOHNSON & JOHNSON ORD	NA	NA	NA	295.00	02/23/2017	---	34,935.40	0.00	0.00	13,547.85	48,483.25	48,483.25
STLUCIE-Equities Sawgrass	03073E105	AMERISOURCEBERGEN ORD	NA	NA	NA	299.00	06/08/2018	---	25,999.40	0.00	0.00	9,303.53	35,302.93	35,302.93
STLUCIE-Equities Sawgrass	30231G102	EXXON MOBIL ORD	NA	NA	NA	300.00	12/08/2016	---	26,266.50	0.00	0.00	(9,517.50)	16,749.00	16,749.00
STLUCIE-Equities Sawgrass	458140100	INTEL ORD	NA	NA	NA	300.00	12/09/2016	---	10,350.00	0.00	0.00	8,850.00	19,200.00	19,200.00
STLUCIE-Equities Sawgrass	12504L109	CBRE GROUP CL A ORD	NA	NA	NA	300.00	12/09/2016	---	9,207.00	0.00	0.00	14,526.00	23,733.00	23,733.00
STLUCIE-Equities Sawgrass	742718109	PROCTER & GAMBLE ORD	NA	NA	NA	300.00	07/25/2018	---	23,633.55	0.00	0.00	16,995.45	40,629.00	40,629.00
STLUCIE-Equities Sawgrass	363576109	ARTHUR J GALLAGHER ORD	NA	NA	NA	300.00	04/17/2019	---	24,198.69	0.00	0.00	13,232.31	37,431.00	37,431.00
STLUCIE-Equities Sawgrass	25746Q109	DOMINION ENERGY ORD	NA	NA	NA	300.00	04/16/2020	---	24,475.50	0.00	0.00	(1,687.50)	22,788.00	22,788.00
STLUCIE-Equities Sawgrass	00090Q103	ADT ORD	NA	NA	NA	306.00	03/16/2021	---	2,559.90	10.71	0.00	22.74	2,582.64	2,582.64
STLUCIE-Equities Sawgrass	92345Y106	VERISK ANALYTICS ORD	NA	NA	NA	320.00	02/26/2021	---	53,943.87	0.00	0.00	2,596.93	56,540.80	56,540.80
STLUCIE-Equities Sawgrass	806857108	SCHLUMBERGER ORD	NA	NA	NA	322.00	02/01/2021	---	7,291.17	40.25	0.00	1,464.01	8,755.18	8,755.18
STLUCIE-Equities Sawgrass	126650100	CVS HEALTH ORD	NA	NA	NA	325.00	01/05/2018	---	23,905.86	0.00	0.00	543.89	24,449.75	24,449.75
STLUCIE-Equities Sawgrass	224633206	CRAWFORD CL A ORD	NA	NA	NA	327.00	03/16/2021	---	3,521.04	0.00	0.00	(38.49)	3,482.55	3,482.55
STLUCIE-Equities Sawgrass	177376100	CITRIX SYSTEMS ORD	NA	NA	NA	330.00	06/26/2020	---	47,045.82	0.00	0.00	(727.02)	46,318.80	46,318.80
STLUCIE-Equities Sawgrass	189054109	CLOROX ORD	NA	NA	NA	330.00	07/17/2020	---	74,507.66	0.00	0.00	(10,857.26)	63,650.40	63,650.40
STLUCIE-Equities Sawgrass	74915M100	QURATE RETAIL SRS A ORD	NA	NA	NA	332.00	03/16/2021	---	4,308.46	0.00	0.00	(404.14)	3,904.32	3,904.32
STLUCIE-Equities Sawgrass	037833100	APPLE ORD	NA	NA	NA	340.00	01/27/2021	---	49,228.33	0.00	0.00	(7,697.33)	41,531.00	41,531.00
STLUCIE-Equities Sawgrass	30231G102	EXXON MOBIL ORD	NA	NA	NA	346.00	02/01/2021	---	16,010.67	0.00	0.00	3,306.51	19,317.18	19,317.18
STLUCIE-Equities Sawgrass	12504L109	CBRE GROUP CL A ORD	NA	NA	NA	350.00	07/22/2016	---	9,710.86	0.00	0.00	17,977.64	27,688.50	27,688.50
STLUCIE-Equities Sawgrass	55345K103	MRC GLOBAL ORD	NA	NA	NA	351.00	03/16/2021	---	3,451.77	0.00	0.00	(282.24)	3,169.53	3,169.53
STLUCIE-Equities Sawgrass	98986T108	ZYNGA CL A ORD	NA	NA	NA	356.00	03/16/2021	---	3,615.18	0.00	0.00	19.58	3,634.76	3,634.76
STLUCIE-Equities Sawgrass	92345Y106	VERISK ANALYTICS ORD	NA	NA	NA	360.00	11/01/2019	---	53,311.72	0.00	0.00	10,296.68	63,608.40	63,608.40
STLUCIE-Equities Sawgrass	00287Y109	ABBVIE ORD	NA	NA	NA	360.00	07/17/2020	---	35,877.67	0.00	0.00	3,081.53	38,959.20	38,959.20
STLUCIE-Equities Sawgrass	579780206	MCCORMICK ORD	NA	NA	NA	360.00	02/01/2021	---	32,866.56	0.00	0.00	(768.96)	32,097.60	32,097.60
STLUCIE-Equities Sawgrass	606710200	MITEK SYSTEMS ORD	NA	NA	NA	360.00	02/26/2021	---	5,707.58	0.00	0.00	(458.78)	5,248.80	5,248.80
STLUCIE-Equities Sawgrass	719405102	PHOTRONICS ORD	NA	NA	NA	360.00	03/31/2021	---	4,537.94	0.00	0.00	91.66	4,629.60	4,629.60
STLUCIE-Equities Sawgrass	806857108	SCHLUMBERGER ORD	NA	NA	NA	364.00	01/19/2021	---	9,381.41	45.50	0.00	515.75	9,897.16	9,897.16
STLUCIE-Equities Sawgrass	21871N101	CORECIVIC REIT ORD	NA	NA	NA	364.00	03/16/2021	---	3,046.61	0.00	0.00	247.59	3,294.20	3,294.20
STLUCIE-Equities Sawgrass	921659108	VANDA PHARMACEUTICALS ORD	NA	NA	NA	365.00	01/04/2021	---	4,846.03	0.00	0.00	636.27	5,482.30	5,482.30
STLUCIE-Equities Sawgrass	46625H100	JPMORGAN CHASE ORD	NA	NA	NA	377.00	12/08/2016	---	31,358.78	0.00	0.00	26,031.93	57,390.71	57,390.71
STLUCIE-Equities Sawgrass	00971T101	AKAMAI TECHNOLOGIES ORD	NA	NA	NA	380.00	06/03/2020	---	40,313.14	0.00	0.00	(1,591.14)	38,722.00	38,722.00
STLUCIE-Equities Sawgrass	08579W103	BERRY GLOBAL GROUP ORD	NA	NA	NA	387.00	01/19/2021	---	20,685.30	0.00	0.00	3,076.50	23,761.80	23,761.80
STLUCIE-Equities Sawgrass	177376100	CITRIX SYSTEMS ORD	NA	NA	NA	390.00	03/18/2020	---	42,544.44	0.00	0.00	12,195.96	54,740.40	54,740.40
STLUCIE-Equities Sawgrass	806857108	SCHLUMBERGER ORD	NA	NA	NA	400.00	06/11/2018	---	27,826.92	50.00	0.00	(16,950.92)	10,876.00	10,876.00
STLUCIE-Equities Sawgrass	56585A102	MARATHON PETROLEUM ORD	NA	NA	NA	407.65	01/05/2018	---	23,461.43	0.00	0.00	(3,656.15)	21,805.28	21,805.28
STLUCIE-Equities Sawgrass	31620R303	FIDELITY NATIONAL FINANCIAL ORD	NA	NA	NA	420.00	07/22/2016	---	11,195.25	0.00	0.00	5,881.95	17,077.20	17,077.20
STLUCIE-Equities Sawgrass	254687100	WALT DISNEY ORD	NA	NA	NA	420.00	03/29/2019	---	46,324.95	0.00	0.00	31,173.45	77,498.40	77,498.40
STLUCIE-Equities Sawgrass	Y1771G102	COSTAMARE ORD	NA	NA	NA	422.00	03/16/2021	---	4,427.79	0.00	0.00	(368.15)	4,059.64	4,059.64
STLUCIE-Equities Sawgrass	31620R303	FIDELITY NATIONAL FINANCIAL ORD	NA	NA	NA	425.00	12/08/2016	---	9,765.50	0.00	0.00	7,515.40	17,280.50	17,280.50
STLUCIE-Equities Sawgrass	00971T101	AKAMAI TECHNOLOGIES ORD	NA	NA	NA	430.00	02/12/2021	---	45,881.86	0.00	0.00	(2,064.86)	43,817.00	43,817.00
STLUCIE-Equities Sawgrass	00206R102	AT&T ORD	NA	NA	NA	450.00	12/09/2016	---	17,545.50	0.00	0.00	(3,924.00)	13,621.50	13,621.50
STLUCIE-Equities Sawgrass	384313508	GRAFTECH INTERNATIONAL ORD	NA	NA	NA	461.00	03/31/2021	---	5,339.30	0.00	0.00	298.73	5,638.03	5,638.03
STLUCIE-Equities Sawgrass	156782104	CERNER ORD	NA	NA	NA	470.00	03/10/2020	---	34,027.91	0.00	0.00	(244.31)	33,783.60	33,783.60
STLUCIE-Equities Sawgrass	126650100	CVS HEALTH ORD	NA	NA	NA	475.00	07/19/2019	---	26,829.85	0.00	0.00	8,904.40	35,734.25	35,734.25
STLUCIE-Equities Sawgrass	031162100	AMGEN ORD	NA	NA	NA	480.00	09/04/2019	---	99,661.63	0.00	0.00	19,767.17	119,428.80	119,428.80
STLUCIE-Equities Sawgrass	08579W103	BERRY GLOBAL GROUP ORD	NA	NA	NA	480.00	01/14/2021	---	26,273.52	0.00	0.00	3,198.48	29,472.00	29,472.00
STLUCIE-Equities Sawgrass	579780206	MCCORMICK ORD	NA	NA	NA	490.00	12/17/2020	---	45,010.67	0.00	0.00	(1,322.27)	43,688.40	43,688.40
STLUCIE-Equities Sawgrass	69351T106	PPL ORD	NA	NA	NA	500.00	07/19/2018	---	14,302.55	207.50	0.00	117.45	14,420.00	14,420.00
STLUCIE-Equities Sawgrass	458140100	INTEL ORD	NA	NA	NA	502.00	12/08/2016	---	17,278.84	0.00	0.00	14,849.16	32,128.00	32,128.00
ST														

ST. LUCIE COUNTY BOARD OF COUNTY COMMISSIONERS  
 INVESTMENT PORTFOLIO  
 AS OF March 31, 2021

Account	Identifier	Description	S&P Rating	Fitch Rating	Moody's Rating	Current Units	Settle Date	Final Maturity	Book Value	Interest Due	Accrued Balance	Net Unrealized Gain/Loss	Market Value	Market Value + Accrued
STLUCIE-Equities Sawgrass	00971T101	AKAMAI TECHNOLOGIES ORD	NA	NA	NA	510.00	03/18/2020	---	41,051.89	0.00	0.00	10,917.11	51,969.00	51,969.00
STLUCIE-Equities Sawgrass	17376100	CITRIX SYSTEMS ORD	NA	NA	NA	510.00	10/30/2020	---	59,790.36	0.00	0.00	11,793.24	71,583.60	71,583.60
STLUCIE-Equities Sawgrass	565849106	MARATHON OIL ORD	NA	NA	NA	516.00	03/16/2021	---	6,371.57	0.00	0.00	(860.69)	5,510.88	5,510.88
STLUCIE-Equities Sawgrass	260557103	DOW ORD	NA	NA	NA	520.00	06/29/2020	---	19,817.20	0.00	0.00	13,431.60	33,248.80	33,248.80
STLUCIE-Equities Sawgrass	00971T101	AKAMAI TECHNOLOGIES ORD	NA	NA	NA	520.00	07/17/2020	---	58,578.62	0.00	0.00	(5,590.62)	52,988.00	52,988.00
STLUCIE-Equities Sawgrass	12504L109	CBRE GROUP CL A ORD	NA	NA	NA	525.00	12/12/2016	---	16,753.70	0.00	0.00	24,779.05	41,532.75	41,532.75
STLUCIE-Equities Sawgrass	17376100	CITRIX SYSTEMS ORD	NA	NA	NA	528.00	10/30/2019	---	56,141.92	0.00	0.00	74,110.08	74,110.08	74,110.08
STLUCIE-Equities Sawgrass	00287Y109	ABBVIE ORD	NA	NA	NA	529.00	02/04/2019	---	42,700.78	0.00	0.00	14,547.60	57,248.38	57,248.38
STLUCIE-Equities Sawgrass	92343V104	VERIZON COMMUNICATIONS ORD	NA	NA	NA	540.00	12/17/2018	---	30,847.50	0.00	0.00	553.50	31,401.00	31,401.00
STLUCIE-Equities Sawgrass	68389X105	ORACLE ORD	NA	NA	NA	540.00	02/05/2021	---	33,634.44	0.00	0.00	4,257.36	37,891.80	37,891.80
STLUCIE-Equities Sawgrass	12504L109	CBRE GROUP CL A ORD	NA	NA	NA	550.00	12/08/2016	---	16,807.89	0.00	0.00	26,702.61	43,510.50	43,510.50
STLUCIE-Equities Sawgrass	69351T106	PPL ORD	NA	NA	NA	550.00	10/19/2018	---	17,070.68	228.25	0.00	(1,208.68)	15,862.00	15,862.00
STLUCIE-Equities Sawgrass	92343V104	VERIZON COMMUNICATIONS ORD	NA	NA	NA	560.00	06/18/2020	---	31,653.72	0.00	0.00	906.98	32,564.00	32,564.00
STLUCIE-Equities Sawgrass	92343V104	VERIZON COMMUNICATIONS ORD	NA	NA	NA	560.00	01/28/2021	---	31,653.72	0.00	0.00	910.28	32,564.00	32,564.00
STLUCIE-Equities Sawgrass	156782104	CERNER ORD	NA	NA	NA	560.00	02/16/2021	---	42,467.60	0.00	0.00	(2,214.80)	40,252.80	40,252.80
STLUCIE-Equities Sawgrass	156782104	CERNER ORD	NA	NA	NA	580.00	04/23/2020	---	39,463.20	0.00	0.00	2,227.20	41,690.40	41,690.40
STLUCIE-Equities Sawgrass	156782104	CERNER ORD	NA	NA	NA	590.00	11/17/2020	---	75,539.59	0.00	0.00	14,677.31	90,216.90	90,216.90
STLUCIE-Equities Sawgrass	015351109	ALEXION PHARMACEUTICALS ORD	NA	NA	NA	600.00	09/16/2019	---	22,944.00	0.00	0.00	(4,782.00)	18,162.00	18,162.00
STLUCIE-Equities Sawgrass	00206R102	AT&T ORD	NA	NA	NA	600.00	01/04/2021	---	4,003.80	0.00	0.00	1,414.20	5,418.00	5,418.00
STLUCIE-Equities Sawgrass	55345K103	MRC GLOBAL ORD	NA	NA	NA	605.00	07/20/2020	---	16,043.81	0.00	0.00	9,499.29	25,543.10	25,543.10
STLUCIE-Equities Sawgrass	14448C104	CARRIER GLOBAL ORD	NA	NA	NA	613.00	11/26/2019	---	53,812.70	0.00	0.00	8,652.00	62,464.70	62,464.70
STLUCIE-Equities Sawgrass	00971T101	AKAMAI TECHNOLOGIES ORD	NA	NA	NA	620.00	12/17/2020	---	46,709.50	0.00	0.00	(2,143.90)	44,565.60	44,565.60
STLUCIE-Equities Sawgrass	156782104	CERNER ORD	NA	NA	NA	620.00	12/30/2020	---	48,329.06	0.00	0.00	(3,763.46)	44,565.60	44,565.60
STLUCIE-Equities Sawgrass	68389X105	ORACLE ORD	NA	NA	NA	630.00	03/15/2021	---	41,316.91	0.00	0.00	2,890.19	44,207.10	44,207.10
STLUCIE-Equities Sawgrass	579780206	MCCORMICK ORD	NA	NA	NA	640.00	06/30/2020	---	56,316.96	0.00	0.00	745.44	57,062.40	57,062.40
STLUCIE-Equities Sawgrass	189054109	ORLOX ORD	NA	NA	NA	660.00	03/07/2020	---	147,635.80	0.00	0.00	(20,335.00)	127,300.80	127,300.80
STLUCIE-Equities Sawgrass	00287Y109	ABBVIE ORD	NA	NA	NA	670.00	03/19/2021	---	69,556.39	0.00	0.00	2,951.01	72,507.40	72,507.40
STLUCIE-Equities Sawgrass	060505104	BANK OF AMERICA ORD	NA	NA	NA	677.00	07/22/2016	---	9,674.33	0.00	0.00	16,518.80	26,193.13	26,193.13
STLUCIE-Equities Sawgrass	00971T101	AKAMAI TECHNOLOGIES ORD	NA	NA	NA	680.00	10/30/2020	---	66,355.15	0.00	0.00	2,936.85	69,292.00	69,292.00
STLUCIE-Equities Sawgrass	579780206	MCCORMICK ORD	NA	NA	NA	690.00	07/17/2020	---	38,337.78	0.00	0.00	1,785.72	40,123.50	40,123.50
STLUCIE-Equities Sawgrass	92343V104	VERIZON COMMUNICATIONS ORD	NA	NA	NA	705.00	05/05/2017	---	50,182.75	0.00	0.00	70,795.25	120,978.00	120,978.00
STLUCIE-Equities Sawgrass	74144T108	T ROWE PRICE GROUP ORD	NA	NA	NA	721.00	01/23/2019	---	50,870.59	0.00	0.00	91,937.88	142,808.47	142,808.47
STLUCIE-Equities Sawgrass	87612E106	TARGET ORD	NA	NA	NA	755.00	01/29/2021	---	7,660.68	0.00	0.00	780.22	8,440.90	8,440.90
STLUCIE-Equities Sawgrass	46333X108	IRONWOOD PHARMA CL A ORD	NA	NA	NA	760.00	07/07/2020	---	69,082.06	0.00	0.00	(1,320.46)	67,761.60	67,761.60
STLUCIE-Equities Sawgrass	579780206	MCCORMICK ORD	NA	NA	NA	767.00	06/29/2020	---	16,685.39	0.00	0.00	15,697.35	32,382.74	32,382.74
STLUCIE-Equities Sawgrass	14448C104	CARRIER GLOBAL ORD	NA	NA	NA	770.00	06/03/2020	---	35,947.84	0.00	0.00	3,868.86	39,816.70	39,816.70
STLUCIE-Equities Sawgrass	17275R102	CISCO SYSTEMS ORD	NA	NA	NA	779.00	11/12/2019	---	44,182.84	0.00	0.00	6,905.01	51,087.85	51,087.85
STLUCIE-Equities Sawgrass	260557103	DOW ORD	NA	NA	NA	799.00	05/05/2017	---	65,236.67	647.19	0.00	26,568.43	91,805.10	91,805.10
STLUCIE-Equities Sawgrass	020002101	ALLSTATE ORD	NA	NA	NA	800.00	12/08/2016	---	31,088.00	0.00	0.00	(6,872.00)	24,216.00	24,216.00
STLUCIE-Equities Sawgrass	00206R102	AT&T ORD	NA	NA	NA	800.00	01/09/2017	---	25,109.12	0.00	0.00	3,874.88	28,984.00	28,984.00
STLUCIE-Equities Sawgrass	717081103	PEIZER ORD	NA	NA	NA	800.00	02/12/2021	---	37,059.60	0.00	0.00	4,308.40	41,368.00	41,368.00
STLUCIE-Equities Sawgrass	17275R102	CISCO SYSTEMS ORD	NA	NA	NA	815.00	02/19/2020	---	62,611.07	0.00	0.00	(4,028.87)	58,582.20	58,582.20
STLUCIE-Equities Sawgrass	156782104	CERNER ORD	NA	NA	NA	820.00	06/19/2020	---	71,453.08	0.00	0.00	1,658.12	73,111.20	73,111.20
STLUCIE-Equities Sawgrass	579780206	MCCORMICK ORD	NA	NA	NA	825.00	01/05/2018	---	28,675.64	0.00	0.00	1,214.11	29,889.75	29,889.75
STLUCIE-Equities Sawgrass	00206R102	AT&T ORD	NA	NA	NA	830.00	07/07/2020	---	82,116.88	0.00	0.00	7,705.72	89,822.60	89,822.60
STLUCIE-Equities Sawgrass	00287Y109	ABBVIE ORD	NA	NA	NA	830.00	02/26/2021	---	8,409.46	0.00	0.00	47.34	8,456.80	8,456.80
STLUCIE-Equities Sawgrass	002121101	A10 NETWORKS ORD	NA	NA	NA	880.00	02/26/2021	---	25,623.00	0.00	0.00	10,971.00	36,594.00	36,594.00
STLUCIE-Equities Sawgrass	31620R303	FIDELITY NATIONAL FINANCIAL ORD	NA	NA	NA	900.00	04/16/2020	---	20,257.32	0.00	0.00	15,530.93	35,788.25	35,788.25
STLUCIE-Equities Sawgrass	060505104	BANK OF AMERICA ORD	NA	NA	NA	930.00	04/23/2020	---	37,999.71	0.00	0.00	10,090.59	48,090.30	48,090.30
STLUCIE-Equities Sawgrass	17275R102	CISCO SYSTEMS ORD	NA	NA	NA	940.00	05/22/2020	---	51,338.95	0.00	0.00	3,322.05	54,661.00	54,661.00
STLUCIE-Equities Sawgrass	92343V104	VERIZON COMMUNICATIONS ORD	NA	NA	NA	945.00	01/25/2019	---	57,257.55	0.00	0.00	12,955.95	70,213.50	70,213.50
STLUCIE-Equities Sawgrass	902494103	TYSON FOODS CL A ORD	NA	NA	NA	996.00	01/04/2021	---	6,787.74	0.00	0.00	3,849.54	10,637.28	10,637.28
STLUCIE-Equities Sawgrass	565849106	MARATHON OIL ORD	NA	NA	NA	1,024.00	02/03/2020	---	61,848.37	0.00	0.00	18,095.31	79,943.68	79,943.68
STLUCIE-Equities Sawgrass	770323103	ROBERT HALF ORD	NA	NA	NA	1,060.00	05/02/2019	---	84,324.06	0.00	0.00	30,389.14	114,713.20	114,713.20
STLUCIE-Equities Sawgrass	00287Y109	ABBVIE ORD	NA	NA	NA	1,060.00	06/02/2019	---	58,493.34	0.00	0.00	3,145.66	61,639.00	61,639.00
STLUCIE-Equities Sawgrass	92343V104	VERIZON COMMUNICATIONS ORD	NA	NA	NA	1,060.00	07/11/2018	---	49,159.24	0.00	0.00	54,867.64	104,026.88	104,026.88
STLUCIE-Equities Sawgrass	228368106	CROWN HOLDINGS ORD	NA	NA	NA	1,200.00	11/27/2017	---	43,268.64	498.00	0.00	(8,660.64)	34,608.00	34,608.00
STLUCIE-Equities Sawgrass	69351T106	PPL ORD	NA	NA	NA	1,475.00	11/18/2019	---	67,132.27	0.00	0.00	12,679.98	79,812.25	79,812.25
STLUCIE-Equities Sawgrass	20030N101	COMCAST CL A ORD	NA	NA	NA	1,490.00	04/08/2020	---	59,647.08	0.00	0.00	17,400.82	77,047.90	77,047.90
STLUCIE-Equities Sawgrass	17275R102	CISCO SYSTEMS ORD	NA	NA	NA	1,520.00	03/19/2021	---	41,816.72	0.00	0.00	40,523.20	40,523.20	40,523.20
STLUCIE-Equities Sawgrass	26210C104	DROBBOX CL A ORD	NA	NA	NA	1,520.00	03/26/2021	---	50,080.65	0.00	0.00	38.81	50,119.46	50,119.46
STLUCIE-Equities Sawgrass	35671D857	FREEMPORT MCMORAN ORD	NA	NA	NA	1,575.00	12/08/2016	---	34,476.75	0.00	0.00	26,460.00	60,936.75	60,936.75
STLUCIE-Equities Sawgrass	060505104	BANK OF AMERICA ORD	NA	NA	NA	1,580.00	06/26/2020	---	86,828.74	0.00	0.00	24,039.86	110,868.60	110,868.60
STLUCIE-Equities Sawgrass	68389X105	ORACLE ORD	NA	NA	NA	1,870.00	05/21/2020	---	103,226.24	0.00	0.00	5,142.26	108,740.50	108,740.50
STLUCIE-Equities Sawgrass	92343V104	VERIZON COMMUNICATIONS ORD	NA	NA	NA	2,170.00	03/31/2021	---	57,081.85	0.00	0.00	770.35	57,852.20	57,852.20
STLUCIE-Equities Sawgrass	26210C104	DROBBOX CL A ORD	NA	NA	NA	2,390.00	06/19/2020	---	127,394.65	0.00	0.00	(313.26)	9,761.25	9,761.25
STLUCIE-Equities Sawgrass	036642106	ANTARES PHARMA ORD	NA	NA	NA	2,500.00	07/30/							

ST. LUCIE COUNTY BOARD OF COUNTY COMMISSIONERS  
 INVESTMENT PORTFOLIO  
 AS OF March 31, 2021

Account	Identifier	Description	S&P Rating	Fitch Rating	Moody's Rating	Current Units	Settle Date	Final Maturity	Book Value	Interest Due	Accrued Balance	Net Unrealized Gain/Loss	Market Value	Market Value + Accrued
STLUCIE-Equities Sawgrass	345370860	FORD MOTOR ORD	NA	NA	NA	2,957.00	01/22/2021	---	30,945.01	0.00	0.00	5,278.24	36,223.25	36,223.25
STLUCIE-Equities Sawgrass	26210C104	DROPTBOX CL A ORD	NA	NA	NA	5,060.00	03/05/2021	---	116,219.60	0.00	0.00	18,680.00	134,899.60	134,899.60
STLUCIE-Equities Sawgrass	922042858	VANGUARD EM ST IETF	NA	NA	NA	130.00	05/30/2018	---	5,869.50	0.00	0.00	897.00	6,766.50	6,766.50
STLUCIE-Equities Sawgrass	464287630	ISHARES:RUSS 2000 VL ETF	NA	NA	NA	190.00	12/20/2019	---	16,679.00	0.00	0.00	4,052.10	20,731.10	20,731.10
STLUCIE-Equities Sawgrass	922042858	VANGUARD EM ST IETF	NA	NA	NA	320.00	05/30/2018	---	8,467.35	0.00	0.00	1,422.15	9,889.50	9,889.50
STLUCIE-Equities Sawgrass	46429B689	ISHARES:MSCI MV EAFE MVF	NA	NA	NA	480.00	12/20/2019	---	35,496.00	0.00	0.00	(460.80)	35,035.20	35,035.20
STLUCIE-Equities Sawgrass	46429B689	ISHARES:MSCI MV EAFE MVF	NA	NA	NA	482.00	12/08/2016	---	29,879.08	0.00	0.00	5,302.10	35,181.18	35,181.18
STLUCIE-Equities Sawgrass	922042775	VANGUARD FTSE XUS ETF	NA	NA	NA	540.00	05/30/2018	---	29,314.93	0.00	0.00	3,452.27	32,767.20	32,767.20
STLUCIE-Equities Sawgrass	922042858	VANGUARD EM ST IETF	NA	NA	NA	560.00	12/14/2016	---	20,572.05	0.00	0.00	8,575.95	29,148.00	29,148.00
STLUCIE-Equities Sawgrass	922042775	VANGUARD FTSE XUS ETF	NA	NA	NA	840.00	12/20/2019	---	45,334.30	0.00	0.00	5,636.90	50,971.20	50,971.20
STLUCIE-Equities Sawgrass	464287630	ISHARES:RUSS 2000 VL ETF	NA	NA	NA	876.00	12/08/2016	---	102,229.11	0.00	0.00	37,466.61	139,695.72	139,695.72
STLUCIE-Equities Sawgrass	922042858	VANGUARD EM ST IETF	NA	NA	NA	2,308.00	12/08/2016	---	83,272.41	0.00	0.00	36,858.99	120,131.40	120,131.40
STLUCIE-Equities Sawgrass	46429B689	ISHARES:MSCI MV EAFE MVF	NA	NA	NA	6,569.00	07/22/2016	---	438,152.30	0.00	0.00	41,319.01	479,471.31	479,471.31
STLUCIE-Equities Sawgrass	922042775	VANGUARD FTSE XUS ETF	NA	NA	NA	12,420.00	12/08/2016	---	547,722.00	0.00	0.00	205,923.60	753,645.60	753,645.60
									9,319,382.65	2,805.91	0.00	1,861,773.60	11,181,156.25	11,181,156.25
									384,931,992.55	2,821.33	544,541.85	3,026,536.67	387,958,529.22	388,503,071.07

Total