



MICHELLE R. MILLER
CLERK & COMPTROLLER
ST. LUCIE COUNTY, FLORIDA

May 6, 2022

The Honorable, Sean Mitchell, Chair
St. Lucie County Board of County Commissioners
2300 Virginia Avenue
Fort Pierce, Florida 34982

Re: Investment Report for Quarter Ending March 31, 2022

Dear Sean,

I am pleased to share with you the 2nd Quarter Investment Report for the fiscal year 2022.

The Investment Report includes the following:

- Investment Summary
- Portfolio Diversification, Maturity Distribution, Issuer Concentration, and Top 10 Holdings charts
- Investment Portfolio Detail

All investment activities were in compliance with the bid process as outlined in the Investment Policy. All of the investment categories and portfolio composition percentages are in accordance with the Investment Policy approved by the Board of County Commissioners.

The information is provided to you, the Honorable Members of the Board of County Commissioners, and the Investment Committee as required by the Investment Policy. Please do not hesitate to contact our office should you have questions.

Cordially,

Michelle R. Miller
Clerk & Comptroller



MICHELLE R. MILLER
CLERK & COMPTROLLER
ST. LUCIE COUNTY, FLORIDA

Enclosures
May 6, 2022
The Honorable Sean Mitchell, Chair

cc:
District 1 Commissioner, Chris Dzadoovsky
District 3 Commissioner, Linda Bartz
District 4 Commissioner, Frannie Hutchinson
District 5 Commissioner, Cathy Townsend
Howard Tipton, County Administrator
Dan McIntyre, County Attorney
Jennifer Hill, OMB Director
Investment Committee Members
Budget Committee Members

**ST LUCIE COUNTY, FLORIDA
BOARD OF COUNTY COMMISSIONERS
INVESTMENT SUMMARY
AS OF MARCH 31, 2022**

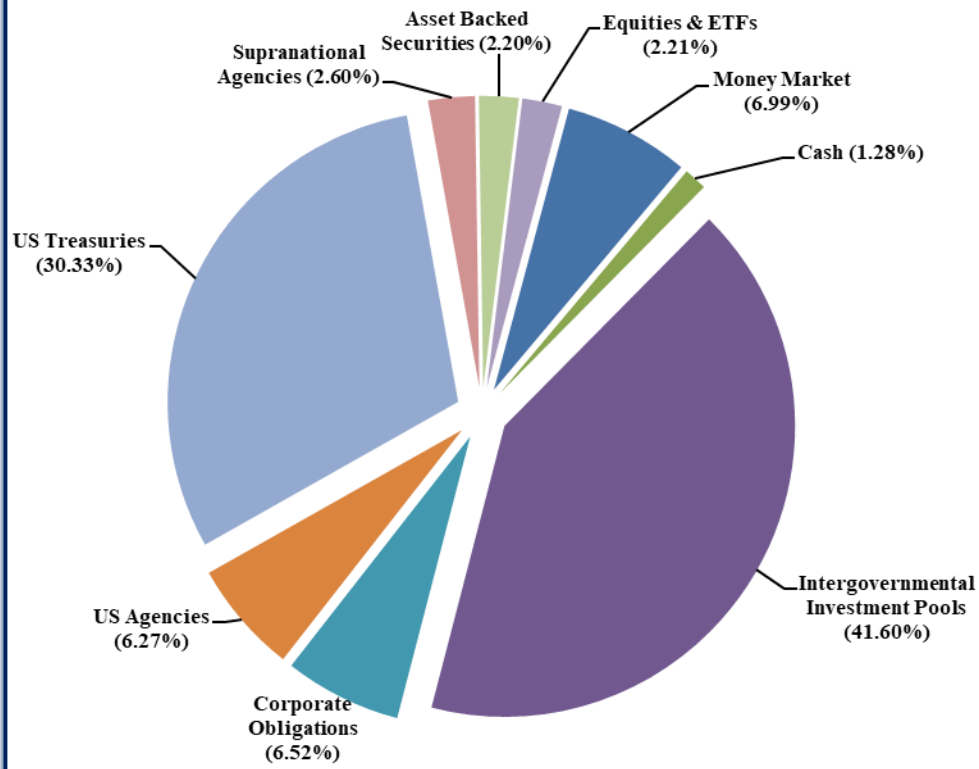
Portfolio Composition	Dollars Invested	Market Value Plus Accrued	Percentage of Total Portfolio	Maximum Allowable Percentage
<i>CASH</i>	\$ 5,916,499	\$ 5,916,499	1.28%	25%
<i>MONEY MARKET</i>	32,235,525	32,235,525	6.99%	80%
<i>INTERGOVERNMENTAL INVESTMENT POOLS</i>	192,023,804	192,023,804	41.60%	50%
<i>CORPORATE OBLIGATIONS</i>	30,785,992	30,073,509	6.52%	50%
<i>US AGENCIES</i>	29,785,704	28,929,087	6.27%	50%
<i>US TREASURIES</i>	144,884,584	139,953,928	30.33%	100%
<i>SUPRANATIONAL AGENCIES</i>	12,210,671	11,978,968	2.60%	25%
<i>ASSET BACKED SECURITIES</i>	10,508,036	10,137,444	2.20%	25%
<i>EQUITIES and EXCHANGE TRADED FUNDS</i>	8,409,610	10,189,432	2.21%	10%
TOTAL INVESTMENTS	\$ 466,760,425	\$ 461,438,196	100%	

Cash and Fixed Income Summary	
Risk Metric	Value
Cash	\$5,916,499
Money Market & Intergovernmental Investment Pools	\$224,259,329
Fixed Income	\$221,072,936
Years to Final Maturity	1.184
Book Yield (1)	0.455%
Yield (2)	2.127%
Average Credit Rating	AA/Aa2/AA

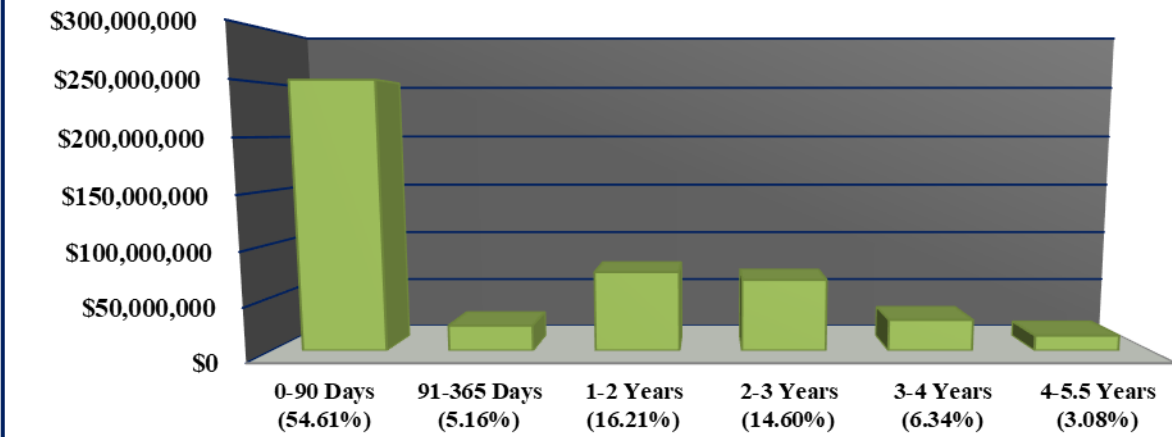
(1) Book Yield - Book yield (purchase yield) is the rate that all future cash flows discounted to the book value. This is a projected return at time of purchase.

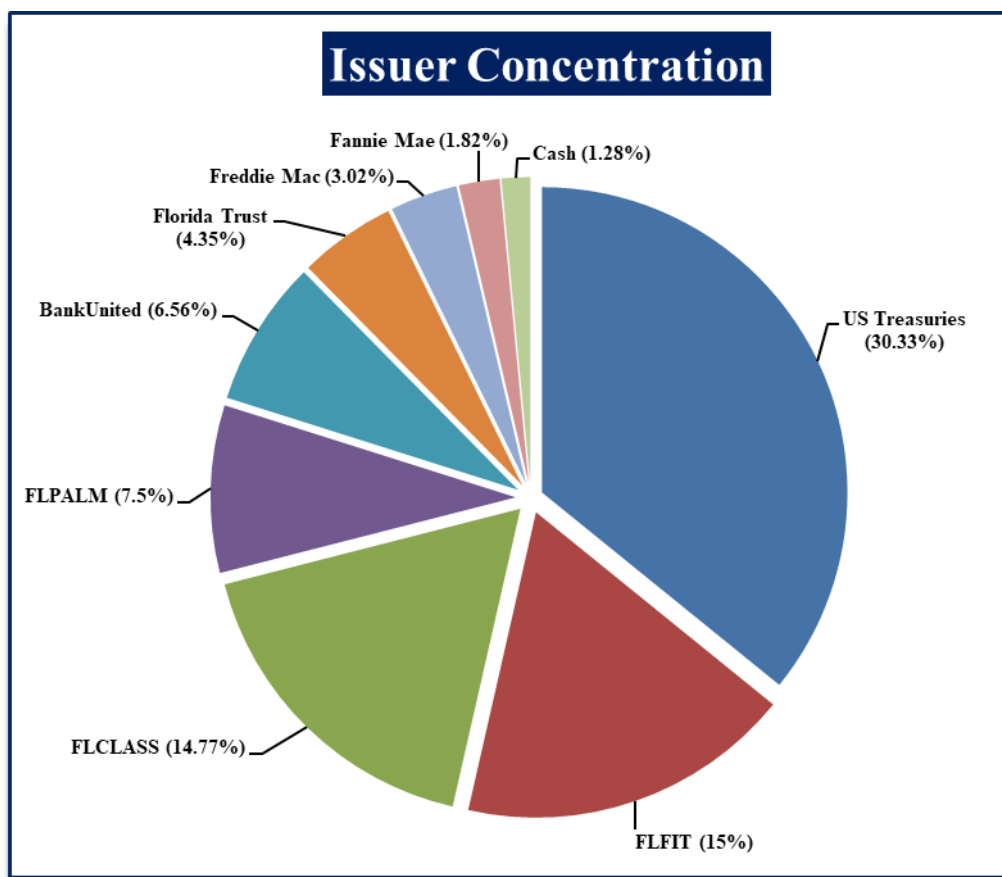
(2) Yield - Yield (current yield) is a bond's annual return on its annual coupon payments and current market price.

Portfolio Diversification



Maturity Distribution





Top Ten Holdings

Rank	Issuer Name	Book Value	Market Value Plus Accrued	% of Market Plus Accrued
1	US Treasuries	\$ 144,884,584	\$ 139,953,928	30.33%
2	FLFIT	69,218,389	69,218,389	15.00%
3	FLCLASS	68,145,043	68,145,043	14.77%
4	FLPALM	34,591,262	34,591,262	7.50%
5	BankUnited Money Market Account	30,276,155	30,276,155	6.56%
6	Florida Trust	20,069,110	20,069,110	4.35%
7	Freddie Mac	14,240,963	13,929,014	3.02%
8	Fannie Mae	8,674,249	8,396,478	1.82%
9	Cash	5,916,499	5,916,499	1.28%
10	Asian Development Bank	4,698,192	4,562,819	0.99%
Total		\$ 400,714,446	\$ 395,058,697	85.62%

**ST. LUCIE COUNTY BOARD OF COUNTY COMMISSIONERS
INVESTMENT PORTFOLIO
AS OF MARCH 31, 2022**

Account	Identifier	Description	S&P Rating	Fitch Rating	Moody's Rating	Current Units	Settle Date	Final Maturity	Book Value	Interest Due	Accrued Balance	Net Unrealized Gain/Loss	Market Value	Market Value + Accrued	
CASH															
STLUCIE-PFM	CCYUSD	Cash	AAA	AAA	Aaa	(63,182.42)	---	3/31/2022	(63,182.42)	0.00	0.00	0.00	(63,182.42)	(63,182.42)	
STLUCIE-PFM	CCYUSD	Receivable	AAA	AAA	Aaa	63,328.21	---	3/31/2022	63,328.21	0.00	0.00	0.00	63,328.21	63,328.21	
STLUCIE-Sawgrass	CCYUSD	Receivable	AAA	AAA	Aaa	15.66	---	3/31/2022	15.66	0.00	0.00	0.00	15.66	15.66	
STLUCIE-Cash Sol	CCYUSD	Receivable	AAA	AAA	Aaa	0.08	---	3/31/2022	0.08	0.00	0.00	0.00	0.08	0.08	
STLUCIE-Cash Sol	CCYUSD	Cash	AAA	AAA	Aaa	6.43	---	3/31/2022	6.43	0.00	0.00	0.00	6.43	6.43	
STLUCIE-Cash in Bank	CCYUSD	Cash in Bank	AAA	AAA	Aaa	6,145,157.98	---	3/31/2022	6,145,157.98	0.00	0.00	0.00	6,145,157.98	6,145,157.98	
STLUCIE-Payden & Rygel	CCYUSD	Receivable	AAA	AAA	Aaa	393,804.76	---	3/31/2022	393,804.76	0.00	0.00	0.00	393,804.76	393,804.76	
STLUCIE-Payden & Rygel	CCYUSD	Payable	AAA	AAA	Aaa	(601,658.17)	---	3/31/2022	(601,658.17)	0.00	0.00	0.00	(601,658.17)	(601,658.17)	
STLUCIE-Equities Sawgrass	CCYUSD	Cash	AAA	AAA	Aaa	(0.01)	---	3/31/2022	(0.01)	0.00	0.00	0.00	(0.01)	(0.01)	
STLUCIE-Equities Sawgrass	CCYUSD	Receivable	AAA	AAA	Aaa	113,967.47	---	3/31/2022	113,967.47	0.00	0.00	0.00	113,967.47	113,967.47	
STLUCIE-Equities Sawgrass	CCYUSD	Payable	AAA	AAA	Aaa	(134,940.84)	---	3/31/2022	(134,940.84)	0.00	0.00	0.00	(134,940.84)	(134,940.84)	
									5,916,499.15	0.00	0.00	0.00	5,916,499.15	5,916,499.15	
MONEY MARKET															
STLUCIE-PFM	31846V443	FIRST AMER:GVT OBLG V	AAAm	AAA	Aaa	14,792.30	---	3/31/2022	14,792.30	13.08	0.00	0.00	14,792.30	14,792.30	
STLUCIE-Sawgrass	31846V443	FIRST AMER:GVT OBLG V	AAAm	AAA	Aaa	1,213,370.62	---	3/31/2022	1,213,370.62	15.66	0.00	0.00	1,213,370.62	1,213,370.62	
STLUCIE-Cash Sol	31846V443	FIRST AMER:GVT OBLG V	AAAm	AAA	Aaa	6,583.08	---	3/31/2022	6,583.08	0.08	0.00	0.00	6,583.08	6,583.08	
STLUCIE-Payden & Rygel	31846V443	FIRST AMER:GVT OBLG V	AAAm	AAA	Aaa	377,140.23	---	3/31/2022	377,140.23	6.51	0.00	0.00	377,140.23	377,140.23	
STLUCIE-Equities Sawgrass	31846V443	FIRST AMER:GVT OBLG V	AAAm	AAA	Aaa	347,483.54	---	3/31/2022	347,483.54	5.16	0.00	0.00	347,483.54	347,483.54	
St Lucie - BankUnited	BANKUNITED	IDP Bank Holdings	NA	NA	NA	30,276,154.77	---	3/31/2022	30,276,154.77	0.00	0.00	0.00	30,276,154.77	30,276,154.77	
									32,235,524.54	40.49	0.00	0.00	32,235,524.54	32,235,524.54	
INTERGOVERNMENTAL INVESTMENT POOLS															
St Lucie - FLPALM	FLPALM	Florida Education Investment Trust Fund	NA	NA	NA	34,591,262.37	---	3/31/2022	34,591,262.37	0.00	0.00	0.00	34,591,262.37	34,591,262.37	
St Lucie - Florida Cooperative	FLCLASS	FLORIDA LOCAL CLASS	NA	NA	NA	68,145,042.86	---	3/31/2022	68,145,042.86	0.00	0.00	0.00	68,145,042.86	68,145,042.86	
St Lucie - FLFIT	FLFIT	FLORIDA FIXED INCOME TRUST	NA	NA	NA	69,218,389.06	---	3/31/2022	69,218,389.06	0.00	0.00	0.00	69,218,389.06	69,218,389.06	
STLUCIE-FL Trst	FLTRUST	FLGIT Day-To-Day Fund	NA	NA	NA	20,069,109.90	---	3/31/2022	20,069,109.90	0.00	0.00	0.00	20,069,109.90	20,069,109.90	
									192,023,804.19	0.00	0.00	0.00	192,023,804.19	192,023,804.19	
CORPORATE OBLIGATIONS															
STLUCIE-Sawgrass	023135BQ8	AMAZON.COM INC	AA	AA-	A1	320,000.00	06/03/2020	6/3/2025	319,875.20	0.00	839.11	(17,235.20)	302,640.00	303,479.11	
STLUCIE-Sawgrass	023135BQ8	AMAZON.COM INC	AA	AA-	A1	1,000,000.00	03/02/2022	6/3/2025	965,430.00	0.00	2,622.22	(19,680.00)	945,750.00	948,372.22	
STLUCIE-Sawgrass	023135BX3	AMAZON.COM INC	AA	AA-	A1	310,000.00	05/12/2021	5/12/2026	308,660.80	0.00	1,996.94	(17,750.60)	290,910.20	292,107.14	
STLUCIE-Sawgrass	025816CR8	AMERICAN EXPRESS CO	BBB+	A	A2	380,000.00	03/04/2022	3/4/2025	380,000.00	0.00	321.95	3,222.40	383,222.40	383,544.35	
STLUCIE-Sawgrass	037833DC1	APPLE INC	AA+	NA	Aaa	300,000.00	09/12/2017	9/12/2022	299,646.00	0.00	332.50	1,188.00	300,834.00	301,166.50	
STLUCIE-Sawgrass	037833DT4	APPLE INC	AA+	NA	Aaa	500,000.00	03/23/2021	5/11/2025	502,770.00	0.00	2,187.50	(25,365.00)	477,405.00	479,592.50	
STLUCIE-Sawgrass	05531FBH5	TRUIST FINANCIAL CORP	A-	A	A3	605,000.00	10/24/2019	8/1/2024	612,562.50	0.00	2,520.83	(11,507.10)	601,055.40	603,576.23	
STLUCIE-Sawgrass	06051GJY6	BANK OF AMERICA CORP	A-	AA-	A2	310,000.00	06/14/2021	6/14/2024	310,000.00	0.00	481.89	(8,686.20)	301,313.80	301,795.69	
STLUCIE-Sawgrass	06051GJY6	BANK OF AMERICA CORP	A-	AA-	A2	1,000,000.00	06/16/2021	6/14/2024	1,000,610.00	0.00	1,554.47	(28,630.00)	971,980.00	973,534.47	
STLUCIE-Sawgrass	06051GJY6	BANK OF AMERICA CORP	A-	AA-	A2	750,000.00	03/02/2022	6/14/2024	736,890.00	0.00	1,165.85	(7,905.00)	728,985.00	730,150.85	
STLUCIE-Sawgrass	06406FAD5	BANK OF NEW YORK MELLON CORP	A	AA-	A1	1,000,000.00	04/01/2019	8/16/2023	975,520.00	0.00	2,750.00	23,130.00	998,650.00	1,001,400.00	
STLUCIE-Sawgrass	06406FAD5	BANK OF NEW YORK MELLON CORP	A	AA-	A1	500,000.00	06/16/2021	8/16/2023	519,125.00	0.00	1,375.00	(19,800.00)	499,325.00	500,700.00	
STLUCIE-Sawgrass	14913Q3B3	CATERPILLAR FINANCIAL SERVICES CORP	A	A	A2	520,000.00	10/29/2020	11/8/2024	552,177.60	0.00	4,440.94	(36,446.80)	515,730.80	520,171.74	
STLUCIE-Sawgrass	14913Q3B3	CATERPILLAR FINANCIAL SERVICES CORP	A	A	A2	500,000.00	02/04/2021	11/8/2024	530,180.00	0.00	4,270.14	(34,285.00)	495,895.00	500,165.14	
STLUCIE-Sawgrass	14913Q3B3	CATERPILLAR FINANCIAL SERVICES CORP	A	A	A2	500,000.00	06/16/2021	11/8/2024	527,020.00	0.00	4,270.14	(31,125.00)	495,895.00	500,165.14	
STLUCIE-Sawgrass	14913R2C0	CATERPILLAR FINANCIAL SERVICES CORP	A	A	A2	500,000.00	08/16/2021	5/15/2025	510,760.00	0.00	2,738.89	(31,190.00)	479,570.00	482,308.89	
STLUCIE-Sawgrass	166756AE6	CHEVRON USA INC	AA-	NA	Aa2	570,000.00	08/12/2020	8/12/2025	570,000.00	0.00	533.00	(37,979.10)	532,020.90	532,553.90	
STLUCIE-Sawgrass	166756AE6	CHEVRON USA INC	AA-	NA	Aa2	1,250,000.00	10/28/2021	8/12/2025	1,228,912.50	0.00	1,168.85	(62,200.00)	1,166,712.50	1,167,881.35	
STLUCIE-Sawgrass	172967MT5	CITIGROUP INC	BBB+	A	A3	425,000.00	11/12/2020	10/30/2024	426,160.25	0.00	1,383.33	(15,576.25)	410,584.00	411,967.33	
STLUCIE-Sawgrass	24422ETV1	JOHN DEERE CAPITAL CORP	A	A	A2	1,340,000.00	09/08/2017	9/8/2022	1,337,279.80	0.00	1,840.64	7,504.00	1,344,783.80	1,346,624.44	
STLUCIE-Sawgrass	38141GWU4	GOLDMAN SACHS GROUP INC	BBB+	A	A2	1,890,000.00	03/18/2019	2/23/2023	1,878,338.70	0.00	2,357.92	15,138.90	1,893,477.60	1,895,835.52	
STLUCIE-Sawgrass	458140AM2	INTEL CORP	A+	A+	A1	225,000.00	07/19/2018	12/15/2022	220,572.00	0.00	1,788.75	6,077.25	226,649.25	228,438.00	
STLUCIE-Sawgrass	458140AM2	INTEL CORP	A+	A+	A1	500,000.00	12/13/2019	12/15/2022	511,690.00	0.00	3,975.00	(8,025.00)	503,665.00	507,640.00	
STLUCIE-Sawgrass	458140AM2	INTEL CORP	A+	A+	A1	500,000.00	12/16/2019	12/15/2022	511,470.00	0.00	3,975.00	(7,805.00)	503,665.00	507,640.00	
STLUCIE-Sawgrass	458140BB5	INTEL CORP	A+	A+	A1	630,000.00	05/11/2017	5/11/2022	629,615.70	0.00	5,757.50	560.70	630,176.40	635,933.90	
STLUCIE-Sawgrass	49327M2T0	KEYBANK NA	A-	A-	A3	425,000.00	04/16/2019	9/14/2022	417,639.00	0.00	461.60	9,137.50	426,776.50	427,238.10	
STLUCIE-Sawgrass	49327M2T0	KEYBANK NA	A-	A-	A3	500,000.00	12/13/2019	9/14/2022	504,475.00	0.00	543.06	(2,385.00)	502,090.00	502,633.06	
STLUCIE-Sawgrass	49327M2U7	KEYBANK NA	A-	A-	A3	145,000.00	03/07/2018	3/7/2023	144,973.90	0.00	326.25	1,663.15	146,637.05	146,963.30	
STLUCIE-Sawgrass	49327M2U7	KEYBANK NA	A-	A-	A3	500,000.00	02/02/2021	3/7/2023	531,955.00	0.00	1,125.00	(26,310.00)	505,645.00	506,770.00	
STLUCIE-Sawgrass	6174468W2	MORGAN STANLEY	BBB+	A	A1	800,000.00	07/27/2021	1/25/2024	799,800.00	0.00	775.87	(12,816.00)	786,984.00	787,759.87	
STLUCIE-Sawgrass	61746BEC6	MORGAN STANLEY	BBB+	A	A1	690,000.00	11/15/2019	10/24/2023	706,111.50	0.00	2,130.25	(12,330.30)	693,781.20	695,911.45	
STLUCIE-Sawgrass	61747YEA9	MORGAN STANLEY	BBB+	A	A1	85,000.00	11/05/2021	5/30/2025	84,127.05	0.00	225.70	(3,374.50)	80,752.55	80,978.25	
STLUCIE-Sawgrass	654106AH6	NIKE INC	AA-	NA	A1	420,000.00	03/27/2020	3/27/2025	419,428.80	0.00	112.00	(2,255.40)	417,173.40	417,285.40	
STLUCIE-Sawgrass	654106AH6	NIKE INC	AA-	NA	A1	500,000.00	02/04/2021	3/27/2025	536,640.00	0.00	133.33	(40,005.00)	496,635.00	496,768.33	
STLUCIE-Sawgrass	654106AH6	NIKE INC	AA-	NA	A1	750,000.00	06/16/2021	3/27/2025	795,862.50	0.00	200.00	(50,910.00)	744,952.50	745,152.50	
STLUCIE-Sawgrass	693475AV7	PNC FINANCIAL SERVICES GROUP INC	A-	A	A3	1,500,000.00	04/01/2019	1/23/2024	1,541,610.00	0.00	9,916.67	(20,460.00)	1,521,150.00	1,531,066.67	
STLUCIE-Sawgrass	69353REQ7	PNC BANK NA	A	A+	A2	305,000.00	06/26/2020	6/1/2025	338,418.85	0.00	3,304.17	(30,335.30)	308,083.55	311,387.72	
STLUCIE-Payden & Rygel	74274TAH3	PRIVATE EXPORT FUNDING CORP	NA	AA+	Aaa	565,000.00	04/29/2021	4/28/2023	564,406.75	0.00	720.38	(10,486.40)	553,920.35	554,640.73	
STLUCIE-Sawgrass	857477BE2	STATE STREET CORP	A	AA-	A1	880,000.00	09/13/2021	11/1/2025	924,800.00	0.00	8,631.33	(57,411.20)	867,389.60	876,020.93	
STLUCIE-Sawgrass	86787EBC0	TRUIST BANK	A	A+	A2	750,000.00	06/02/2020	4/1							

**ST. LUCIE COUNTY BOARD OF COUNTY COMMISSIONERS
INVESTMENT PORTFOLIO
AS OF MARCH 31, 2022**

Account	Identifier	Description	S&P Rating	Fitch Rating	Moody's Rating	Current Units	Settle Date	Final Maturity	Book Value	Interest Due	Accrued Balance	Net Unrealized Gain/Loss	Market Value	Market Value + Accrued
STLUCIE-Sawgrass	88579YBM2	3M CO	A+	NA	A1	280,000.00	03/27/2020	4/15/2025	279,773.20	0.00	3,421.44	(1,764.00)	278,009.20	281,430.64
STLUCIE-Sawgrass	88579YBM2	3M CO	A+	NA	A1	1,000,000.00	02/04/2021	4/15/2025	1,084,030.00	0.00	12,219.44	(91,140.00)	992,890.00	1,005,109.44
STLUCIE-Sawgrass	88579YBM2	3M CO	A+	NA	A1	500,000.00	06/16/2021	4/15/2025	535,190.00	0.00	6,109.72	(38,745.00)	496,445.00	502,554.72
STLUCIE-Sawgrass	92826CAG7	VISA INC	AA-	NA	Aa3	1,125,000.00	09/11/2017	9/15/2022	1,121,602.50	0.00	1,075.00	6,851.25	1,128,453.75	1,129,528.75
STLUCIE-Sawgrass	92826CAG7	VISA INC	AA-	NA	Aa3	500,000.00	06/16/2021	9/15/2022	511,640.00	0.00	477.78	(10,105.00)	501,535.00	502,012.78
STLUCIE-Sawgrass	931142EK5	WALMART INC	AA	AA	Aa2	140,000.00	06/27/2018	6/26/2023	139,962.20	0.00	1,256.11	2,423.40	142,385.60	143,641.71
STLUCIE-Sawgrass	931142EK5	WALMART INC	AA	AA	Aa2	560,000.00	06/27/2018	6/26/2023	560,408.80	0.00	5,024.44	9,133.60	569,542.40	574,566.84
STLUCIE-Sawgrass	931142EK5	WALMART INC	AA	AA	Aa2	500,000.00	12/13/2019	6/26/2023	525,075.00	0.00	4,486.11	(16,555.00)	508,520.00	513,006.11
									30,785,991.90	0.00	138,524.02	(851,006.70)	29,934,985.20	30,073,509.22
US AGENCIES														
STLUCIE-PFM	3130AJ7E3	FEDERAL HOME LOAN BANKS	AA+	WR	Aaa	510,000.00	02/21/2020	2/17/2023	509,061.60	0.00	857.08	(51.00)	509,010.60	509,867.68
STLUCIE-Payden & Rygel	3130AKXQ4	FEDERAL HOME LOAN BANKS	AA+	AAA	WR	600,000.00	02/16/2021	2/12/2026	599,580.00	0.00	490.00	(39,858.00)	559,722.00	560,212.00
STLUCIE-Sawgrass	3130ALCV4	FEDERAL HOME LOAN BANKS	AA+	AAA	WR	525,000.00	02/24/2021	2/24/2026	525,000.00	0.00	404.69	(38,724.00)	486,276.00	486,680.69
STLUCIE-Sawgrass	3133EL4J0	FEDERAL FARM CREDIT BANKS FUNDING CORP	AA+	AAA	Aaa	1,000,000.00	08/20/2020	8/19/2024	1,099,250.00	0.00	548.33	(44,910.00)	954,340.00	954,888.33
STLUCIE-Sawgrass	3133ELX33	FEDERAL FARM CREDIT BANKS FUNDING CORP	AA+	AAA	Aaa	415,000.00	07/24/2020	7/22/2025	414,792.50	0.00	548.84	(24,783.80)	390,008.70	390,557.54
STLUCIE-Sawgrass	3133ELX33	FEDERAL FARM CREDIT BANKS FUNDING CORP	AA+	AAA	Aaa	1,325,000.00	07/27/2020	7/22/2025	1,324,536.25	0.00	1,752.31	(79,327.75)	1,245,208.50	1,246,960.81
STLUCIE-PFM	3133EMGX4	FEDERAL FARM CREDIT BANKS FUNDING CORP	AA+	AAA	Aaa	1,105,000.00	11/23/2020	11/23/2022	1,102,889.45	0.00	491.11	(6,375.85)	1,096,513.60	1,097,004.71
STLUCIE-Sawgrass	3133ENG07	FEDERAL FARM CREDIT BANKS FUNDING CORP	AA+	AAA	Aaa	700,000.00	12/09/2021	12/9/2024	699,958.00	0.00	2,003.56	(27,321.00)	672,637.00	674,640.56
STLUCIE-Payden & Rygel	3134GXZD4	FEDERAL HOME LOAN MORTGAGE CORP	AA+	AAA	Aaa	300,000.00	12/04/2020	11/25/2024	300,000.00	0.00	472.50	(16,287.00)	283,713.00	284,185.50
STLUCIE-PFM	3135G04Q3	FEDERAL NATIONAL MORTGAGE ASSOCIATION	AA+	AAA	Aaa	1,665,000.00	05/22/2020	5/22/2023	1,659,988.35	0.00	1,491.56	(26,873.10)	1,633,115.25	1,634,606.81
STLUCIE-PFM	3135G05G4	FEDERAL NATIONAL MORTGAGE ASSOCIATION	AA+	AAA	Aaa	1,580,000.00	07/10/2020	7/10/2023	1,576,603.00	0.00	888.75	(32,848.20)	1,543,754.80	1,544,643.55
STLUCIE-PFM	3135G05G4	FEDERAL NATIONAL MORTGAGE ASSOCIATION	AA+	AAA	Aaa	1,100,000.00	10/08/2020	7/10/2023	1,099,725.00	0.00	618.75	(24,959.00)	1,074,766.00	1,075,384.75
STLUCIE-PFM	3135G05R0	FEDERAL NATIONAL MORTGAGE ASSOCIATION	AA+	AAA	Aaa	650,000.00	08/12/2020	8/10/2023	648,830.00	0.00	276.25	(14,215.50)	634,614.50	634,890.75
STLUCIE-Sawgrass	3135G06A6	FEDERAL NATIONAL MORTGAGE ASSOCIATION	AA+	AAA	Aaa	1,500,000.00	11/06/2020	10/20/2025	1,499,625.00	0.00	3,890.83	(103,185.00)	1,396,440.00	1,400,330.83
STLUCIE-Payden & Rygel	3135G06G3	FEDERAL NATIONAL MORTGAGE ASSOCIATION	AA+	AAA	Aaa	480,000.00	11/12/2020	11/7/2025	478,281.60	0.00	960.00	(31,411.20)	446,870.40	447,830.40
STLUCIE-PFM	3135G06H1	FEDERAL NATIONAL MORTGAGE ASSOCIATION	AA+	AAA	Aaa	450,000.00	11/25/2020	11/27/2023	449,487.00	0.00	387.50	(13,554.00)	435,933.00	436,320.50
STLUCIE-Payden & Rygel	3137EAEN5	FEDERAL HOME LOAN MORTGAGE CORP	AA+	AAA	Aaa	500,000.00	06/11/2018	6/19/2023	497,280.00	0.00	3,895.83	7,285.00	504,565.00	508,460.83
STLUCIE-PFM	3137EAE08	FEDERAL HOME LOAN MORTGAGE CORP	AA+	AAA	Aaa	1,030,000.00	04/20/2020	4/20/2023	1,027,425.00	0.00	1,727.40	(12,298.20)	1,015,126.80	1,016,854.20
STLUCIE-PFM	3137EAER6	FEDERAL HOME LOAN MORTGAGE CORP	AA+	AAA	Aaa	975,000.00	05/07/2020	5/5/2023	974,590.50	0.00	1,482.81	(14,751.75)	959,838.75	961,321.56
STLUCIE-PFM	3137EAES4	FEDERAL HOME LOAN MORTGAGE CORP	AA+	AAA	Aaa	1,500,000.00	06/26/2020	6/26/2023	1,495,620.00	0.00	989.58	(27,300.00)	1,468,320.00	1,469,309.58
STLUCIE-Payden & Rygel	3137EAEU9	FEDERAL HOME LOAN MORTGAGE CORP	AA+	AAA	Aaa	330,000.00	07/23/2020	7/21/2025	328,356.60	0.00	240.63	(21,011.10)	307,345.50	307,586.13
STLUCIE-PFM	3137EAEV7	FEDERAL HOME LOAN MORTGAGE CORP	AA+	AAA	Aaa	1,100,000.00	08/21/2020	8/24/2023	1,098,878.00	0.00	282.64	(26,906.00)	1,071,972.00	1,072,254.64
STLUCIE-PFM	3137EAEW5	FEDERAL HOME LOAN MORTGAGE CORP	AA+	AAA	Aaa	325,000.00	09/04/2020	9/8/2023	324,892.75	0.00	51.91	(8,635.25)	316,257.50	316,309.41
STLUCIE-PFM	3137EAEW5	FEDERAL HOME LOAN MORTGAGE CORP	AA+	AAA	Aaa	230,000.00	09/04/2020	9/8/2023	230,042.00	0.00	36.74	(6,229.00)	223,813.00	223,849.74
STLUCIE-PFM	3137EAEZ8	FEDERAL HOME LOAN MORTGAGE CORP	AA+	AAA	Aaa	280,000.00	11/05/2020	11/6/2023	279,748.00	0.00	281.94	(8,187.20)	271,560.80	271,842.74
STLUCIE-Payden & Rygel	6903535R4	US INTERNATIONAL DEVELOPMENT FINANCE CORP	AA+	AAA	Aaa	140,000.00	02/20/2019	3/20/2024	140,000.00	0.00	120.63	1,758.12	141,758.12	141,878.75
STLUCIE-Payden & Rygel	690353M79	US INTERNATIONAL DEVELOPMENT FINANCE CORP	AA+	AAA	Aaa	41,564.84	01/16/2019	2/15/2023	40,698.62	0.00	95.07	936.87	41,635.50	41,730.56
STLUCIE-Payden & Rygel	690353ZC4	US INTERNATIONAL DEVELOPMENT FINANCE CORP	AA+	AAA	Aaa	23,536.76	01/30/2019	5/15/2025	23,282.56	0.00	75.49	199.12	23,481.68	23,557.17
STLUCIE-Payden & Rygel	880591EW8	TENNESSEE VALLEY AUTHORITY	AA+	AAA	Aaa	340,000.00	05/11/2020	5/15/2025	339,000.40	0.00	963.33	(17,112.20)	321,888.20	322,851.53
STLUCIE-Payden & Rygel	911759MW5	US DEPARTMENT OF HOUSING AND URBAN DEVELOPMENT	AA+	AAA	Aaa	70,000.00	03/28/2019	8/1/2023	70,000.00	0.00	305.43	128.80	70,128.80	70,434.23
STLUCIE-PFM	3137AWQG3	FHMS K-023 A1	AA+	AAA	Aaa	11,150.28	03/09/2018	4/25/2022	10,908.11	0.00	14.71	233.92	11,142.03	11,156.74
STLUCIE-PFM	3137AWQH1	FHMS K-023 A2	AA+	AAA	Aaa	375,000.00	09/09/2019	8/25/2022	380,537.11	0.00	720.94	(4,828.36)	375,708.75	376,429.69
STLUCIE-Payden & Rygel	3137B04Y7	FHMS K-SMC A2	AA+	AAA	Aaa	210,000.00	10/04/2019	1/25/2023	214,167.19	0.00	457.63	(3,125.59)	211,041.60	211,499.23
STLUCIE-PFM	3137B1BS0	FHMS K-026 A2	AA+	AAA	Aaa	429,491.15	06/17/2019	11/25/2022	433,249.20	0.00	898.35	(2,190.40)	431,058.79	431,957.15
STLUCIE-Payden & Rygel	3137B36J2	FHMS K-029 A2	AA+	AAA	Aaa	173,564.30	08/19/2019	2/25/2023	181,652.66	0.00	480.19	(6,368.34)	175,284.32	175,764.51
STLUCIE-Payden & Rygel	3137B36J2	FHMS K-029 A2	AA+	AAA	Aaa	106,067.07	08/19/2019	2/25/2023	111,018.25	0.00	293.45	(3,900.66)	107,118.20	107,411.65
STLUCIE-Payden & Rygel	3137B3NX2	FHMS K-031 A2	AA+	AAA	Aaa	470,000.00	03/10/2020	4/25/2023	500,733.59	0.00	1,292.50	(25,676.39)	475,057.20	476,349.70
STLUCIE-Payden & Rygel	3137B4WB8	FHMS K-033 A2	AA+	AAA	Aaa	480,000.00	03/03/2020	7/25/2023	503,775.00	0.00	1,224.00	(19,128.60)	484,646.40	485,870.40
STLUCIE-PFM	3137B5JL8	FHMS K-034 A1	AA+	AAA	Aaa	28,469.66	06/18/2018	2/25/2023	28,323.97	0.00	63.32	228.25	28,552.22	28,615.54
STLUCIE-Payden & Rygel	3137B5JM6	FHMS K-034 A2	AA+	AAA	Aaa	280,000.00	03/11/2020	7/25/2023	301,000.00	0.00	823.90	(17,094.00)	283,906.00	284,729.90
STLUCIE-PFM	3137B7EZ8	FHMS K-036 A1	AA+	AAA	Aaa	46,789.29	01/10/2019	4/25/2023	46,959.97	0.00	108.28	383.09	47,343.06	47,061.33
STLUCIE-PFM	3137BBBC3	FHMS K-038 A1	AA+	AAA	Aaa	65,459.66	11/26/2018	10/25/2023	64,528.91	0.00	142.05	1,104.22	65,633.13	65,775.18
STLUCIE-PFM	3137BLUR7	FHMS K-720 A2	AA+	AAA	Aaa	182,453.58	03/12/2019	6/25/2022	182,147.12	0.00	412.95	182,575.83	182,988.78	
STLUCIE-PFM	3137BSPW7	FHMS K-723 A2	AA+	AAA	Aaa	249,883.62	02/13/2020	8/25/2023	255,935.49	0.00	511.01	(5,397.18)	250,538.31	251,049.32
STLUCIE-Payden & Rygel	3137BT1Z4	FHMS K-724 A1	AA+	AAA	Aaa	10,990.99	07/12/2018	3/25/2023	10,917.14	0.00	25.43	111.54	11,028.68	11,054.11
STLUCIE-PFM	3137BTU25	FHMS K-724 A2	AA+	AAA	Aaa	525,000.00	02/02/2021	11/25/2023	560,458.01	0.00	1,339.63	(31,074.26)	529,383.75	530,723.38
STLUCIE-Payden & Rygel	3137BWW0E	FHMS K-725 AM	AA+	AAA	Aaa	390,000.00	06/26/2019	2/25/2024	405,051.56	0.00	1,008.80	(12,770.66)	392,281.50	393,290.30
STLUCIE-PFM	3137F2U8	FHMS K-J32 A1	AA+	AAA	Aaa	102,975.23	11/30/2020	6/25/2025	102,974.82	0.00	44.28	(3,916.77)	99,058.05	99,102.33
STLUCIE-PFM	3137F9ZD6	FHMS K-J33 A1	AA+	AAA	Aaa	33,490.37	02/26/2021	12/25/2025	33,489.30	0.00	12.28	(1,239.08)	32,250.22	32,262.50
STLUCIE-Payden & Rygel	3137F9ZD6	FHMS K-J33 A1	AA+	AAA	Aaa	66,980.74	02/26/2021	12/25/2025	66,978.59	0.00	24.56	(2,478.15)	64,500.44	64,525.00
STLUCIE-Payden & Rygel	3137FARE0	FHMS K-727 A2	AA+	AAA	Aaa	650,000.00	03/19/2021	7/25/2024	693,900.39	0				

**ST. LUCIE COUNTY BOARD OF COUNTY COMMISSIONERS
INVESTMENT PORTFOLIO
AS OF MARCH 31, 2022**

Account	Identifier	Description	S&P Rating	Fitch Rating	Moody's Rating	Current Units	Settle Date	Final Maturity	Book Value	Interest Due	Accrued Balance	Net Unrealized Gain/Loss	Market Value	Market Value + Accrued
STLUCIE-Payden & Rygel	3137AXHP1	FHMS K-024 A2	AA+	AAA	Aaa	327,953.87	06/20/2019	9/25/2022	331,707.41	0.00	703.19	(2,779.52)	328,927.89	329,631.08
STLUCIE-PFM	3137AYCE9	FHMS K-025 A2	AA+	AAA	Aaa	418,546.72	06/25/2019	10/25/2022	426,198.28	0.00	935.45	(5,910.40)	420,287.87	421,223.33
STLUCIE-PFM	3137BUWM6	FHMS K-J11 A2	AA+	AAA	Aaa	39,822.22	05/14/2019	1/25/2023	40,209.55	0.00	97.30	(211.72)	39,997.84	40,095.14
STLUCIE-PFM	3136ABPW7	FNA 2013-M1 A2	AA+	AAA	Aaa	70,212.25	09/13/2019	8/25/2022	70,752.56	0.00	138.36	(500.99)	70,251.57	70,389.92
STLUCIE-PFM	3136AEGQ4	FNA 2013-M7 A2	AA+	AAA	Aaa	112,009.97	09/09/2019	12/25/2022	113,477.41	0.00	212.82	(1,457.36)	112,020.05	112,232.87
STLUCIE-Payden & Rygel	3138WJDM7	FN AS8207	AA+	AAA	Aaa	136,623.65	09/17/2019	10/1/2031	138,801.10	0.00	284.63	(3,483.56)	135,317.53	135,602.16
STLUCIE-Payden & Rygel	3140K6CH6	FN BO9971	AA+	AAA	Aaa	267,235.72	12/23/2019	8/1/2034	270,158.61	0.00	556.74	(5,646.03)	264,512.59	265,069.33
STLUCIE-Payden & Rygel	3140XAPT3	FN FM6733	AA+	AAA	Aaa	446,930.50	05/18/2021	2/1/2035	469,137.37	0.00	931.11	(26,761.09)	442,376.28	443,307.38
STLUCIE-Payden & Rygel	31418CFJ8	FN MA2868	AA+	AAA	Aaa	197,469.11	12/17/2019	1/1/2032	199,382.09	0.00	411.39	(3,925.19)	195,456.90	195,868.29
STLUCIE-Payden & Rygel	38376US91	GNR 2017-068 AF	AA+	AAA	Aaa	82,288.91	03/27/2018	5/20/2047	82,443.20	0.00	39.81	(152.65)	82,290.55	82,330.36
									29,785,704.24	0.00	44,186.94	(900,804.54)	28,884,899.70	28,929,086.64
US TREASURIES														
STLUCIE-Payden & Rygel	912796H44	UNITED STATES TREASURY	A-1+	F1+	P-1	4,360,000.00	2/17/2022	05/19/2022	4,355,646.67	0.00	0.00	2,914.53	4,358,561.20	4,358,561.20
STLUCIE-Payden & Rygel	912796P45	UNITED STATES TREASURY	A-1+	F1+	P-1	1,350,000.00	2/3/2022	05/05/2022	1,349,223.66	0.00	0.00	587.34	1,349,811.00	1,349,811.00
STLUCIE-Payden & Rygel	912796R43	UNITED STATES TREASURY	A-1+	F1+	P-1	250,000.00	12/23/2021	06/23/2022	249,829.38	0.00	0.00	(96.88)	249,732.50	249,732.50
STLUCIE-Sawgrass	9128283Z1	UNITED STATES TREASURY	AA+	AAA	Aaa	850,000.00	3/13/2020	02/28/2025	939,416.02	0.00	2,032.61	(83,806.02)	855,610.00	857,642.61
STLUCIE-Sawgrass	9128283Z1	UNITED STATES TREASURY	AA+	AAA	Aaa	550,000.00	3/19/2020	02/28/2025	602,400.39	0.00	1,315.22	(48,770.39)	553,630.00	554,945.22
STLUCIE-Sawgrass	9128283Z1	UNITED STATES TREASURY	AA+	AAA	Aaa	900,000.00	5/11/2020	02/28/2025	1,004,800.78	0.00	2,152.17	(98,860.78)	905,940.00	908,092.17
STLUCIE-Sawgrass	9128283Z1	UNITED STATES TREASURY	AA+	AAA	Aaa	1,500,000.00	2/3/2021	02/28/2025	1,648,183.59	0.00	3,586.96	(138,283.59)	1,509,900.00	1,513,486.96
STLUCIE-Sawgrass	9128283Z1	UNITED STATES TREASURY	AA+	AAA	Aaa	4,000,000.00	1/25/2022	02/28/2025	4,184,531.25	0.00	9,565.22	(158,131.25)	4,026,400.00	4,035,965.22
STLUCIE-Sawgrass	912828456	UNITED STATES TREASURY	AA+	AAA	Aaa	2,500,000.00	6/15/2021	05/31/2023	2,626,660.15	0.00	23,042.58	(102,435.15)	2,524,225.00	2,547,267.58
STLUCIE-Sawgrass	912828M56	UNITED STATES TREASURY	AA+	AAA	Aaa	2,000,000.00	6/3/2020	11/15/2025	2,202,187.50	0.00	17,030.39	(222,567.50)	1,979,620.00	1,996,650.39
STLUCIE-Sawgrass	912828M56	UNITED STATES TREASURY	AA+	AAA	Aaa	2,500,000.00	12/9/2020	11/15/2025	2,728,515.63	0.00	21,287.98	(253,990.63)	2,474,525.00	2,495,812.98
STLUCIE-PFM	912828P38	UNITED STATES TREASURY	AA+	AAA	Aaa	500,000.00	1/6/2020	01/31/2023	502,050.78	0.00	1,450.28	(1,190.78)	500,860.00	502,310.28
STLUCIE-Sawgrass	912828P46	UNITED STATES TREASURY	AA+	AAA	Aaa	1,750,000.00	10/5/2020	02/15/2026	1,870,996.11	0.00	3,535.05	(179,376.11)	1,691,620.00	1,695,155.05
STLUCIE-Sawgrass	912828P46	UNITED STATES TREASURY	AA+	AAA	Aaa	3,000,000.00	2/24/2022	02/15/2026	2,973,164.07	0.00	6,060.08	(73,244.07)	2,899,920.00	2,905,980.08
STLUCIE-PFM	912828Q29	UNITED STATES TREASURY	AA+	AAA	Aaa	1,500,000.00	3/4/2020	03/31/2023	1,530,878.91	0.00	61.48	(34,388.91)	1,496,490.00	1,496,551.48
STLUCIE-Sawgrass	912828U57	UNITED STATES TREASURY	AA+	AAA	Aaa	2,850,000.00	12/12/2019	11/30/2023	2,899,095.70	0.00	20,298.42	(53,114.20)	2,845,981.50	2,866,279.92
STLUCIE-Sawgrass	912828WJ5	UNITED STATES TREASURY	AA+	AAA	Aaa	2,250,000.00	5/31/2019	05/15/2024	2,295,095.42	0.00	21,287.98	(40,437.92)	2,254,657.50	2,275,945.48
STLUCIE-Sawgrass	912828WJ5	UNITED STATES TREASURY	AA+	AAA	Aaa	750,000.00	7/18/2019	05/15/2024	772,971.26	0.00	7,095.99	(21,416.76)	751,552.50	758,648.49
STLUCIE-Sawgrass	912828WJ5	UNITED STATES TREASURY	AA+	AAA	Aaa	700,000.00	8/5/2019	05/15/2024	726,471.10	0.00	6,622.93	(25,022.10)	701,449.00	708,071.93
STLUCIE-Sawgrass	912828WJ5	UNITED STATES TREASURY	AA+	AAA	Aaa	1,000,000.00	8/5/2019	05/15/2024	1,037,933.04	0.00	9,461.33	(35,863.04)	1,002,070.00	1,011,531.33
STLUCIE-Sawgrass	912828WJ5	UNITED STATES TREASURY	AA+	AAA	Aaa	750,000.00	8/7/2019	05/15/2024	782,639.24	0.00	7,095.99	(31,086.74)	751,552.50	758,648.49
STLUCIE-Sawgrass	912828WJ5	UNITED STATES TREASURY	AA+	AAA	Aaa	1,100,000.00	8/8/2019	05/15/2024	1,150,406.03	0.00	10,407.46	(48,129.03)	1,102,277.00	1,112,684.46
STLUCIE-PFM	912828X70	UNITED STATES TREASURY	AA+	AAA	Aaa	1,100,000.00	4/7/2021	04/30/2024	1,153,238.28	0.00	9,237.57	(61,664.28)	1,091,574.00	1,100,811.57
STLUCIE-Sawgrass	912828YD6	UNITED STATES TREASURY	AA+	AAA	Aaa	3,000,000.00	3/4/2022	08/31/2026	2,952,421.89	0.00	3,586.96	(93,031.89)	2,859,390.00	2,862,976.96
STLUCIE-Sawgrass	912828YD6	UNITED STATES TREASURY	AA+	AAA	Aaa	3,500,000.00	3/7/2022	08/31/2026	3,454,746.09	0.00	4,184.78	(118,791.09)	3,335,955.00	3,340,139.78
STLUCIE-PFM	912828YM6	UNITED STATES TREASURY	AA+	AAA	Aaa	750,000.00	5/6/2021	10/31/2024	777,275.39	0.00	4,723.76	(45,552.89)	731,722.50	736,446.26
STLUCIE-PFM	912828YV6	UNITED STATES TREASURY	AA+	AAA	Aaa	500,000.00	6/7/2021	11/30/2024	518,515.63	0.00	2,513.74	(31,445.63)	487,070.00	489,583.74
STLUCIE-Sawgrass	912828YV6	UNITED STATES TREASURY	AA+	AAA	Aaa	300,000.00	12/31/2019	11/30/2024	297,316.41	0.00	1,508.24	(5,074.41)	292,242.00	293,750.24
STLUCIE-Sawgrass	912828YV6	UNITED STATES TREASURY	AA+	AAA	Aaa	2,500,000.00	9/22/2021	11/30/2024	2,580,468.75	0.00	12,568.68	(145,118.75)	2,435,350.00	2,447,918.68
STLUCIE-Sawgrass	912828YV6	UNITED STATES TREASURY	AA+	AAA	Aaa	1,750,000.00	1/25/2022	11/30/2024	1,765,654.29	0.00	8,798.08	(60,909.29)	1,704,745.00	1,713,543.08
STLUCIE-PFM	912828Z29	UNITED STATES TREASURY	AA+	AAA	Aaa	1,150,000.00	2/5/2020	01/15/2023	1,155,660.15	0.00	3,621.55	(5,798.15)	1,149,862.00	1,153,483.55
STLUCIE-PFM	912828ZP8	UNITED STATES TREASURY	AA+	AAA	Aaa	475,000.00	6/5/2020	05/15/2023	473,292.97	0.00	224.71	(7,327.47)	465,965.50	466,190.21
STLUCIE-Payden & Rygel	91282CAJ0	UNITED STATES TREASURY	AA+	AAA	Aaa	335,000.00	9/9/2020	08/31/2025	334,646.68	0.00	72.83	(24,694.63)	309,952.05	310,024.88
STLUCIE-PFM	91282CAP6	UNITED STATES TREASURY	AA+	AAA	Aaa	500,000.00	10/15/2020	10/15/2023	499,042.97	0.00	288.46	(14,452.97)	484,590.00	484,878.46
STLUCIE-PFM	91282CAP6	UNITED STATES TREASURY	AA+	AAA	Aaa	1,250,000.00	11/6/2020	10/15/2023	1,247,705.08	0.00	721.15	(36,230.08)	1,211,475.00	1,212,196.15
STLUCIE-Payden & Rygel	91282CAP6	UNITED STATES TREASURY	AA+	AAA	Aaa	238,000.00	6/30/2021	10/15/2023	237,005.23	0.00	137.31	(6,340.39)	230,664.84	230,802.15
STLUCIE-PFM	91282CAW1	UNITED STATES TREASURY	AA+	AAA	Aaa	1,120,000.00	12/3/2020	11/15/2023	1,120,831.25	0.00	1,059.67	(35,573.65)	1,085,257.60	1,086,317.27
STLUCIE-PFM	91282CAW1	UNITED STATES TREASURY	AA+	AAA	Aaa	500,000.00	12/4/2020	11/15/2023	500,683.59	0.00	473.07	(16,193.59)	484,490.00	484,963.07
STLUCIE-PFM	91282CAW1	UNITED STATES TREASURY	AA+	AAA	Aaa	675,000.00	7/30/2021	11/15/2023	674,947.27	0.00	638.64	(20,885.77)	654,061.50	654,700.14
STLUCIE-PFM	91282CBA8	UNITED STATES TREASURY	AA+	AAA	Aaa	350,000.00	12/30/2020	12/15/2023	349,548.83	0.00	128.61	(11,907.33)	337,641.50	337,770.11
STLUCIE-PFM	91282CBA8	UNITED STATES TREASURY	AA+	AAA	Aaa	550,000.00	1/11/2021	12/15/2023	548,753.91	0.00	202.09	(18,174.41)	530,579.50	530,781.59
STLUCIE-PFM	91282CBE0	UNITED STATES TREASURY	AA+	AAA	Aaa	3,000,000.00	2/3/2021	01/15/2024	2,995,312.50	0.00	787.29	(108,622.50)	2,886,690.00	2,887,477.29
STLUCIE-PFM	91282CBG5	UNITED STATES TREASURY	AA+	AAA	Aaa	2,000,000.00	2/3/2021	01/31/2023	2,000,468.75	0.00	414.36	(24,148.75)	1,976,320.00	1,976,734.36
STLUCIE-Payden & Rygel	91282CBH3	UNITED STATES TREASURY	AA+	AAA	Aaa	969,800.00	3/24/2021	01/31/2026	952,525.44	0.00	602.78	(58,980.81)	893,544.63	894,147.40
STLUCIE-Payden & Rygel	91282CBH3	UNITED STATES TREASURY	AA+	AAA	Aaa	705,200.00	3/25/2021	01/31/2026	690,930.72	0.00	438.31	(41,180.60)	649,750.12	650,188.44
STLUCIE-PFM	91282CBM2	UNITED STATES TREASURY	AA+	AAA	Aaa	600,000.00	2/25/2021	02/15/2024	598,078.13	0.00	93.23	(21,916.13)	576,162.00	576,255.23
STLUCIE-PFM	91282CBM2	UNITED STATES TREASURY	AA+	AAA	Aaa	2,000,000.00	3/3/2021	02/15/2024	1,991,328.13	0.00	310.77	(70,788.13)	1,920,540.00	1,920,850.77
STLUCIE-PFM	91282CBR1	UNITED STATES TREASURY	AA+	AAA	Aaa	1,000,000.00	3/31/2021	03/15/2024	997,539.06	0.00	115.49	(36,909.06)	960,630.00	960,745.49
STLUCIE-Payden & Rygel	91282CBT7	UNITED STATES TREASURY	AA+	AAA	Aaa	4,035,000.00	4/1/2021							

**ST. LUCIE COUNTY BOARD OF COUNTY COMMISSIONERS
INVESTMENT PORTFOLIO
AS OF MARCH 31, 2022**

Account	Identifier	Description	S&P Rating	Fitch Rating	Moody's Rating	Current Units	Settle Date	Final Maturity	Book Value	Interest Due	Accrued Balance	Net Unrealized Gain/Loss	Market Value	Market Value + Accrued
STLUCIE-PFM	91282CCG4	UNITED STATES TREASURY	AA+	AAA	Aaa	2,150,000.00	6/22/2021	06/15/2024	2,135,470.70	0.00	1,580.01	(84,908.20)	2,050,562.50	2,052,142.51
STLUCIE-PFM	91282CCG4	UNITED STATES TREASURY	AA+	AAA	Aaa	2,150,000.00	6/29/2021	06/15/2024	2,136,478.52	0.00	1,580.01	(85,916.02)	2,050,562.50	2,052,142.51
STLUCIE-PFM	91282CCG4	UNITED STATES TREASURY	AA+	AAA	Aaa	1,100,000.00	7/7/2021	06/15/2024	1,092,867.19	0.00	808.38	(43,742.19)	1,049,125.00	1,049,933.38
STLUCIE-Payden & Rygel	91282CCJ8	UNITED STATES TREASURY	AA+	AAA	Aaa	100,000.00	8/26/2021	06/30/2026	100,265.63	0.00	219.96	(6,867.63)	93,398.00	93,617.96
STLUCIE-Payden & Rygel	91282CCJ8	UNITED STATES TREASURY	AA+	AAA	Aaa	1,100,000.00	9/1/2021	06/30/2026	1,106,187.50	0.00	2,419.54	(78,809.50)	1,027,378.00	1,029,797.54
STLUCIE-PFM	91282CCK5	UNITED STATES TREASURY	AA+	AAA	Aaa	5,500,000.00	6/30/2021	06/30/2023	5,485,390.63	0.00	1,728.25	(109,360.63)	5,376,030.00	5,377,758.25
STLUCIE-PFM	91282CCL3	UNITED STATES TREASURY	AA+	AAA	Aaa	1,425,000.00	8/9/2021	07/15/2024	1,426,558.59	0.00	1,121.89	(66,467.34)	1,360,091.25	1,361,213.14
STLUCIE-Payden & Rygel	91282CCP4	UNITED STATES TREASURY	AA+	AAA	Aaa	1,000,000.00	8/2/2021	07/31/2026	996,289.06	0.00	1,035.91	(73,559.06)	922,730.00	923,765.91
STLUCIE-PFM	91282CCT6	UNITED STATES TREASURY	AA+	AAA	Aaa	700,000.00	8/23/2021	08/15/2024	698,851.56	0.00	326.31	(32,213.56)	666,638.00	666,964.31
STLUCIE-PFM	91282CCT6	UNITED STATES TREASURY	AA+	AAA	Aaa	150,000.00	8/27/2021	08/15/2024	149,619.14	0.00	69.92	(6,768.14)	142,851.00	142,920.92
STLUCIE-PFM	91282CCT6	UNITED STATES TREASURY	AA+	AAA	Aaa	1,425,000.00	9/7/2021	08/15/2024	1,423,441.41	0.00	664.28	(66,356.91)	1,357,084.50	1,357,748.78
STLUCIE-PFM	91282CCX7	UNITED STATES TREASURY	AA+	AAA	Aaa	700,000.00	9/15/2021	09/15/2024	698,742.19	0.00	121.26	(33,714.19)	665,028.00	665,149.26
STLUCIE-PFM	91282CCX7	UNITED STATES TREASURY	AA+	AAA	Aaa	1,100,000.00	9/24/2021	09/15/2024	1,097,164.06	0.00	190.56	(52,120.06)	1,045,044.00	1,045,234.56
STLUCIE-PFM	91282CCX7	UNITED STATES TREASURY	AA+	AAA	Aaa	700,000.00	10/6/2021	09/15/2024	697,238.28	0.00	121.26	(32,210.28)	665,028.00	665,149.26
STLUCIE-PFM	91282CDA6	UNITED STATES TREASURY	AA+	AAA	Aaa	1,100,000.00	10/6/2021	09/30/2023	1,099,441.41	0.00	7.51	(29,988.41)	1,069,453.00	1,069,460.51
STLUCIE-PFM	91282CDB4	UNITED STATES TREASURY	AA+	AAA	Aaa	500,000.00	10/28/2021	10/15/2024	497,968.75	0.00	1,442.31	(20,683.75)	477,285.00	478,727.31
STLUCIE-PFM	91282CDB4	UNITED STATES TREASURY	AA+	AAA	Aaa	700,000.00	11/4/2021	10/15/2024	696,554.69	0.00	2,019.23	(28,355.69)	668,199.00	670,218.23
STLUCIE-PFM	91282CDD0	UNITED STATES TREASURY	AA+	AAA	Aaa	1,425,000.00	11/4/2021	10/31/2023	1,420,936.52	0.00	2,243.78	(35,907.77)	1,385,028.75	1,387,272.53
STLUCIE-Payden & Rygel	91282CDD0	UNITED STATES TREASURY	AA+	AAA	Aaa	1,327,000.00	11/3/2021	10/31/2023	1,325,030.24	0.00	2,089.48	(35,252.59)	1,289,777.65	1,291,867.13
STLUCIE-Payden & Rygel	91282CDD0	UNITED STATES TREASURY	AA+	AAA	Aaa	530,000.00	11/12/2021	10/31/2023	528,799.22	0.00	834.53	(13,665.72)	515,133.50	515,968.03
STLUCIE-Payden & Rygel	91282CDD0	UNITED STATES TREASURY	AA+	AAA	Aaa	200,000.00	11/23/2021	10/31/2023	199,211.54	0.00	314.92	(4,821.54)	194,390.00	194,704.92
STLUCIE-Payden & Rygel	91282CDG3	UNITED STATES TREASURY	AA+	AAA	Aaa	391,000.00	11/10/2021	10/31/2026	390,022.50	0.00	1,846.99	(22,236.17)	367,786.33	369,633.32
STLUCIE-PFM	91282CDH1	UNITED STATES TREASURY	AA+	AAA	Aaa	375,000.00	11/17/2021	11/15/2024	373,696.29	0.00	1,064.40	(15,263.79)	358,432.50	359,496.90
STLUCIE-PFM	91282CDH1	UNITED STATES TREASURY	AA+	AAA	Aaa	1,700,000.00	12/7/2021	11/15/2024	1,693,890.62	0.00	4,825.28	(68,996.62)	1,624,894.00	1,629,719.28
STLUCIE-Payden & Rygel	91282CDH1	UNITED STATES TREASURY	AA+	AAA	Aaa	4,642,000.00	11/17/2021	11/15/2024	4,625,753.46	0.00	13,175.84	(188,837.02)	4,436,916.44	4,450,092.28
STLUCIE-Payden & Rygel	91282CDK4	UNITED STATES TREASURY	AA+	AAA	Aaa	1,200,000.00	12/1/2021	11/30/2026	1,205,484.38	0.00	5,027.47	(70,128.38)	1,135,356.00	1,140,383.47
STLUCIE-Payden & Rygel	91282CDM0	UNITED STATES TREASURY	AA+	AAA	Aaa	530,000.00	11/30/2021	11/30/2023	530,062.11	0.00	888.19	(14,907.41)	515,154.70	516,042.89
STLUCIE-PFM	91282CDN8	UNITED STATES TREASURY	AA+	AAA	Aaa	1,500,000.00	12/28/2021	12/15/2024	1,500,585.94	0.00	4,409.34	(59,055.94)	1,441,530.00	1,445,939.34
STLUCIE-PFM	91282CDN8	UNITED STATES TREASURY	AA+	AAA	Aaa	1,500,000.00	1/6/2022	12/15/2024	1,496,367.19	0.00	4,409.34	(54,837.19)	1,441,530.00	1,445,939.34
STLUCIE-Payden & Rygel	91282CDQ1	UNITED STATES TREASURY	AA+	AAA	Aaa	720,000.00	1/3/2022	12/31/2026	719,746.88	0.00	2,262.43	(39,483.68)	680,263.20	682,525.63
STLUCIE-PFM	91282CDS7	UNITED STATES TREASURY	AA+	AAA	Aaa	750,000.00	2/3/2022	01/15/2025	744,580.08	0.00	1,771.41	(22,412.58)	722,167.50	723,938.91
STLUCIE-Payden & Rygel	91282CDV0	UNITED STATES TREASURY	AA+	AAA	Aaa	1,400,000.00	1/31/2022	01/31/2024	1,396,500.00	0.00	2,030.39	(32,158.00)	1,364,342.00	1,366,372.39
STLUCIE-Payden & Rygel	91282CDV0	UNITED STATES TREASURY	AA+	AAA	Aaa	1,711,000.00	1/31/2022	01/31/2024	1,700,306.25	0.00	2,481.42	(32,885.42)	1,667,420.83	1,669,902.25
STLUCIE-Payden & Rygel	91282CDV0	UNITED STATES TREASURY	AA+	AAA	Aaa	1,712,000.00	1/31/2022	01/31/2024	1,701,300.00	0.00	2,482.87	(32,904.64)	1,668,395.36	1,670,878.23
STLUCIE-Payden & Rygel	91282CDV0	UNITED STATES TREASURY	AA+	AAA	Aaa	1,048,000.00	2/2/2022	01/31/2024	1,041,450.00	0.00	1,519.89	(20,142.56)	1,021,307.44	1,022,827.33
STLUCIE-Payden & Rygel	91282CDV0	UNITED STATES TREASURY	AA+	AAA	Aaa	735,000.00	2/3/2022	01/31/2024	731,023.53	0.00	1,065.95	(14,743.98)	716,279.55	717,345.50
STLUCIE-PFM	91282CDZ1	UNITED STATES TREASURY	AA+	AAA	Aaa	1,100,000.00	2/15/2022	02/15/2025	1,092,867.19	0.00	2,051.11	(23,722.19)	1,069,145.00	1,071,196.11
STLUCIE-Payden & Rygel	91282CDZ1	UNITED STATES TREASURY	AA+	AAA	Aaa	4,151,000.00	2/15/2022	02/15/2025	4,114,678.75	0.00	7,740.12	(80,114.30)	4,034,564.45	4,042,304.57
STLUCIE-Payden & Rygel	91282CDZ1	UNITED STATES TREASURY	AA+	AAA	Aaa	2,078,000.00	2/15/2022	02/15/2025	2,059,817.50	0.00	3,874.72	(40,105.40)	2,019,712.10	2,023,586.82
STLUCIE-Payden & Rygel	91282CDZ1	UNITED STATES TREASURY	AA+	AAA	Aaa	400,000.00	2/28/2022	02/15/2025	397,015.63	0.00	745.86	(8,235.63)	388,780.00	389,525.86
STLUCIE-PFM	91282CEA5	UNITED STATES TREASURY	AA+	AAA	Aaa	2,500,000.00	3/8/2022	02/29/2024	2,498,535.16	0.00	3,260.87	(34,960.16)	2,463,575.00	2,466,835.87
STLUCIE-Payden & Rygel	91282CEA5	UNITED STATES TREASURY	AA+	AAA	Aaa	1,180,000.00	2/28/2022	02/29/2024	1,178,386.72	0.00	1,539.13	(15,579.32)	1,162,807.40	1,164,346.53
STLUCIE-Payden & Rygel	91282CEA5	UNITED STATES TREASURY	AA+	AAA	Aaa	2,400,000.00	3/9/2022	02/29/2024	2,395,031.25	0.00	3,130.43	(29,999.25)	2,365,032.00	2,368,162.43
STLUCIE-Payden & Rygel	91282CEC1	UNITED STATES TREASURY	AA+	AAA	Aaa	1,330,000.00	2/28/2022	02/28/2027	1,330,675.39	0.00	2,168.48	(36,319.39)	1,294,356.00	1,296,524.48
STLUCIE-PFM	91282CED9	UNITED STATES TREASURY	AA+	AAA	Aaa	750,000.00	3/15/2022	03/15/2025	746,894.53	0.00	606.32	(12,772.03)	734,122.50	734,728.82
STLUCIE-PFM	91282CED9	UNITED STATES TREASURY	AA+	AAA	Aaa	800,000.00	3/18/2022	03/15/2025	791,187.50	0.00	646.74	(8,123.50)	783,064.00	783,710.74
STLUCIE-PFM	91282CED9	UNITED STATES TREASURY	AA+	AAA	Aaa	500,000.00	3/29/2022	03/15/2025	488,769.53	0.00	404.21	645.47	489,415.00	489,819.21
STLUCIE-Payden & Rygel	91282CEF4	UNITED STATES TREASURY	AA+	AAA	Aaa	600,000.00	4/1/2022	03/31/2027	601,617.19	0.00	40.98	(303.19)	601,314.00	601,354.98
									144,884,583.45	0.00	337,817.52	(5,268,472.98)	139,616,110.47	139,953,927.99
SUPRANATIONAL AGENCIES														
STLUCIE-PFM	008281BC0	AFRICAN DEVELOPMENT BANK	AAA	AAA	Aaa	1,200,000.00	04/03/2020	4/3/2023	1,198,332.00	0.00	4,450.00	(12,108.00)	1,186,224.00	1,190,674.00
STLUCIE-PFM	00828EEA3	AFRICAN DEVELOPMENT BANK	AAA	AAA	Aaa	425,000.00	09/18/2019	9/16/2022	424,332.75	0.00	287.76	1,368.50	425,701.25	425,989.01
STLUCIE-Payden & Rygel	00828EEA3	AFRICAN DEVELOPMENT BANK	AAA	AAA	Aaa	230,000.00	09/18/2019	9/16/2022	229,638.90	0.00	155.73	740.60	230,379.50	230,535.23
STLUCIE-PFM	045167ES8	ASIAN DEVELOPMENT BANK	AAA	AAA	Aaa	525,000.00	01/24/2020	1/24/2023	524,753.25	0.00	1,587.76	57.75	524,811.00	526,398.76
STLUCIE-PFM	045167EV1	ASIAN DEVELOPMENT BANK	AAA	AAA	Aaa	510,000.00	07/14/2020	7/14/2023	509,148.30	0.00	272.71	(11,169.00)	497,979.30	498,252.01
STLUCIE-PFM	045167EX7	ASIAN DEVELOPMENT BANK	AAA	AAA	Aaa	525,000.00	10/06/2020	10/6/2023	524,438.25	0.00	638.02	(14,847.00)	509,591.25	510,229.27
STLUCIE-Payden & Rygel	045167EX7	ASIAN DEVELOPMENT BANK	AAA	AAA	Aaa	400,000.00	10/06/2020	10/6/2023	399,572.00	0.00	486.11	(11,312.00)	388,260.00	388,746.11
STLUCIE-PFM	045167FE8	ASIAN DEVELOPMENT BANK	AAA	AAA	Aaa	1,135,000.00	06/09/2021	6/11/2024	1,134,319.00	0.00	1,300.52	(48,748.25)	1,085,570.75	1,086,871.27
STLUCIE-PFM	045167FK4	ASIAN DEVELOPMENT BANK	AAA	AAA	Aaa	1,000,000.00	03/15/2022	3/15/2024	998,670.00	0.00	722.22	(12,590.00)	986,080.00	986,802.22
STLUCIE-Payden & Rygel	045167EW9	ASIAN DEVELOPMENT BANK	AAA	AAA	Aaa	610,000.00	09/03/2020	9/3/2025	607,291.60	0.00	177.92	(41,949.70)	565,341.90	565,519.82
STLUCIE-Payden & Rygel	4581X0CZ9	INTER-AMERICAN DEVELOPMENT BANK	AAA	AAA	Aaa	600,000.00	09/14/2017	9/14/2022	597,888.00	0.00	495.83	2,196.00	600,084.00	600,579.83
STLUCIE-PFM	4581X0DM7	INTER-AMERICAN DEVELOPMENT BANK	AAA	NA	Aaa	475,000.00	04/24/2020	5/24/2023	474,838.50	0.00	837.85	(8,046.50)	466,792.00	467,629.85
STLUCIE-Payden & Rygel	4581X0DM7	INTER-AMERICAN DEVELOPMENT BANK	AAA	NA	Aaa	180,000.00	04/24/2020	5/24/2023	179,938.80	0.00	317.50	(3,049.20)	176,889.60	177,207.10
STLUCIE-Payden & Rygel	4581X0DP0	INTER-AMERICAN DEVELOPMENT BANK	AAA	NA	Aaa	330,000.00	09/02/2020	11/15/2023	329,475.30	0.00	311.67	(9,525.80)	319,949.50	319,834.17
STLUCIE-PFM	4581X0DZ8	INTER-AMERICAN DEVELOPMENT BANK	AAA	NA	Aaa	695,000.00	09/23/2021	9/23/2024	694,485.70	0.00	77.22	(32,734.50)	661,751.20	661,828.42
STLUCIE-PFM	459058JM6	INTERNATIONAL BANK FOR RECONSTRUCTION AND DI	AAA	NA	Aaa	330,000.00	11/24/2020	11/24/2023	329,290.50	0.00	291.04			

**ST. LUCIE COUNTY BOARD OF COUNTY COMMISSIONERS
INVESTMENT PORTFOLIO
AS OF MARCH 31, 2022**

Account	Identifier	Description	S&P Rating	Fitch Rating	Moody's Rating	Current Units	Settle Date	Final Maturity	Book Value	Interest Due	Accrued Balance	Net Unrealized Gain/Loss	Market Value	Market Value + Accrued
STLUCIE-PFM	45906M3C3	INTERNATIONAL BANK FOR RECONSTRUCTION AND DE	AAA	NA	Aaa	210,000.00	03/29/2022	3/28/2024	209,836.20	0.00	26.25	(602.70)	209,233.50	209,259.75
STLUCIE-Payden & Rygel	45950KCP3	INTERNATIONAL FINANCE CORP	AAA	NA	Aaa	250,000.00	07/31/2018	7/31/2023	248,812.50	0.00	1,218.31	3,462.50	252,275.00	253,493.31
STLUCIE-Payden & Rygel	45950KCR9	INTERNATIONAL FINANCE CORP	AAA	NA	Aaa	500,000.00	10/16/2019	10/16/2024	498,535.00	0.00	3,151.04	(11,675.00)	486,860.00	490,011.04
STLUCIE-Payden & Rygel	45950VQM1	INTERNATIONAL FINANCE CORP	AAA	NA	Aaa	700,000.00	10/29/2021	4/3/2024	700,000.00	0.00	273.02	(1,085.00)	698,915.00	699,188.02
									12,210,671.35	0.00	17,970.91	(249,674.00)	11,960,997.35	11,978,968.26
ASSET BACKED SECURITIES														
STLUCIE-Payden & Rygel	02007RAC3	ALLYA 2019-3 A3	AAA	NA	Aaa	28,691.61	09/17/2019	5/15/2024	28,690.80	0.00	24.61	35.24	28,726.04	28,750.65
STLUCIE-Payden & Rygel	03063FAC8	AMCAR 2021-1 A3	AAA	AAA	NA	250,000.00	03/10/2021	8/18/2025	249,996.43	0.00	33.40	(3,026.43)	246,970.00	247,003.40
STLUCIE-Payden & Rygel	03066PAC3	AMCAR 2020-3 A3	NA	NA	Aaa	500,000.00	11/24/2020	6/18/2025	499,932.50	0.00	95.69	(4,967.50)	494,965.00	495,060.69
STLUCIE-Payden & Rygel	03066TAB7	AMCAR 2022-1 A2	NA	AAA	Aaa	730,000.00	03/16/2022	1/20/2026	729,959.27	0.00	623.54	(1,820.77)	728,138.50	728,762.04
STLUCIE-Payden & Rygel	05591RAD3	BMWLT 2021-1 A4	AAA	NA	Aaa	200,000.00	03/10/2021	7/25/2024	199,992.06	0.00	12.33	(4,820.06)	195,172.00	195,184.33
STLUCIE-Payden & Rygel	09661RAE1	BMWOT 2020-A A4	AAA	AAA	NA	190,000.00	07/15/2020	4/26/2027	189,947.16	0.00	19.63	(6,110.76)	183,836.40	183,856.03
STLUCIE-Payden & Rygel	12510KAC7	CCG 211 A2	NA	AAA	Aaa	209,349.42	02/16/2021	6/14/2027	209,317.31	0.00	29.66	(3,920.40)	205,396.90	205,426.56
STLUCIE-Payden & Rygel	12597PAD0	CNH 2020-A A4	AAA	NA	Aaa	160,000.00	05/27/2020	4/15/2027	159,969.54	0.00	107.38	(3,393.54)	156,576.00	156,683.38
STLUCIE-Payden & Rygel	14687KAD8	CRVNA-21P4-A4	AAA	NA	NA	600,000.00	12/29/2021	12/10/2027	599,968.92	0.00	574.00	(30,310.92)	569,658.00	570,232.00
STLUCIE-Payden & Rygel	165183CP7	CFII 211 A1	NA	AAA	Aaa	142,255.44	03/23/2021	4/15/2033	142,238.11	0.00	29.72	(3,817.88)	138,420.23	138,449.95
STLUCIE-Payden & Rygel	23291YAD7	DLLAA 2021-1 A4	NA	AAA	Aaa	250,000.00	05/05/2021	2/19/2030	249,991.90	0.00	100.14	(14,239.40)	235,752.50	235,852.64
STLUCIE-Payden & Rygel	233262AD6	DLLAD 2021-1 A4	NA	AAA	Aaa	450,000.00	07/28/2021	6/20/2029	449,993.97	0.00	112.50	(39,125.97)	410,868.00	410,980.50
STLUCIE-Payden & Rygel	24703QAC6	DEFT 211 A3	NA	AAA	Aaa	200,000.00	03/17/2021	5/22/2026	199,962.00	0.00	21.50	(4,106.00)	195,856.00	195,877.50
STLUCIE-Payden & Rygel	29374YAC6	EFF 2021-2 A3	AAA	AAA	NA	450,000.00	07/28/2021	5/20/2027	449,953.02	0.00	92.50	(32,321.52)	417,631.50	417,724.00
STLUCIE-Payden & Rygel	34533GAE9	FORDO 2020-B A4	AAA	AAA	NA	100,000.00	06/19/2020	11/15/2025	99,997.70	0.00	35.11	(3,094.70)	96,903.00	96,938.11
STLUCIE-Payden & Rygel	362590AD3	GMCAR 2020-3 A4	NA	AAA	Aaa	140,000.00	08/19/2020	1/16/2026	139,998.52	0.00	33.83	(5,025.92)	134,972.60	135,006.43
STLUCIE-Payden & Rygel	39154TBK3	GALC 2021-1 A4	AAA	AAA	NA	300,000.00	02/10/2021	12/15/2026	299,964.93	0.00	73.33	(15,981.93)	283,983.00	284,056.33
STLUCIE-Payden & Rygel	47787NAD1	JDOT 2020-B A4	NA	AAA	Aaa	150,000.00	07/22/2020	6/15/2027	159,953.19	0.00	48.00	(4,718.69)	154,234.50	154,282.50
STLUCIE-Payden & Rygel	47788UAD4	JDOT 2021 A4	NA	AAA	Aaa	400,000.00	03/10/2021	12/15/2027	399,983.00	0.00	110.22	(22,143.00)	377,840.00	377,950.22
STLUCIE-Payden & Rygel	50117TAD3	KCOT 2021-1 A4	NA	AAA	Aaa	530,000.00	04/14/2021	3/15/2027	529,856.16	0.00	204.93	(29,885.96)	499,970.20	500,175.13
STLUCIE-Payden & Rygel	55317JAD2	MMAF 21A A4	NA	AAA	Aaa	200,000.00	05/05/2021	11/13/2030	199,926.28	0.00	104.00	(12,540.28)	187,386.00	187,490.00
STLUCIE-Payden & Rygel	55317JAE0	MMAF 21A A5	NA	AAA	Aaa	300,000.00	05/05/2021	11/13/2043	299,948.70	0.00	178.50	(18,863.70)	281,085.00	281,263.50
STLUCIE-Payden & Rygel	58769EAD0	MBALT 2020-B A4	AAA	AAA	NA	330,000.00	09/23/2020	6/15/2026	329,956.67	0.00	73.33	(4,698.77)	325,257.90	325,331.23
STLUCIE-Payden & Rygel	58769VAD2	MBART 2020-1 A4	AAA	AAA	NA	210,000.00	06/23/2020	10/15/2026	209,994.16	0.00	71.87	(7,707.46)	202,286.70	202,358.57
STLUCIE-Payden & Rygel	682687AA6	ODART 211 A	AAA	NA	NA	700,000.00	10/15/2021	7/14/2028	699,919.22	0.00	287.58	(33,099.22)	666,820.00	667,107.58
STLUCIE-Payden & Rygel	80286TAD5	SRT 2021-A A4	NA	AAA	Aaa	350,000.00	03/24/2021	3/20/2026	349,968.54	0.00	64.17	(13,958.04)	336,010.50	336,074.67
STLUCIE-Payden & Rygel	80287EAC9	SDART 2021-3 A3	NA	AAA	Aaa	600,000.00	07/21/2021	3/17/2025	599,935.56	0.00	88.00	(3,061.56)	596,874.00	596,962.00
STLUCIE-Payden & Rygel	92347YAA2	VZOT 2019-A A1A	AAA	AAA	Aaa	30,454.28	03/13/2019	9/20/2023	30,448.18	0.00	27.27	98.06	30,546.25	30,573.51
STLUCIE-Payden & Rygel	92868JAD8	VALET 2020-1 A3	NA	AAA	Aaa	368,456.99	05/19/2020	11/20/2024	368,431.82	0.00	110.33	(2,288.75)	366,143.00	366,253.41
STLUCIE-Payden & Rygel	98163CAF7	WOART 20C A4	AAA	AAA	NA	160,000.00	08/19/2020	10/15/2026	159,979.98	0.00	43.38	(8,096.78)	151,883.20	151,926.58
STLUCIE-Payden & Rygel	98163DAD0	WOSAT 2020-A A3	AAA	AAA	NA	130,000.00	09/16/2020	7/15/2025	129,992.80	0.00	31.78	(436.10)	129,556.70	129,588.48
STLUCIE-Payden & Rygel	98163JAD7	WOLS 2021-A A4	NA	AAA	Aaa	600,000.00	07/21/2021	11/16/2026	599,905.20	0.00	133.33	(24,601.20)	575,304.00	575,437.33
STLUCIE-Payden & Rygel	98164EAC9	WOART 2021-A A3	AAA	AAA	NA	550,000.00	02/10/2021	1/15/2026	549,962.55	0.00	73.33	(12,211.05)	537,751.50	537,824.83
									10,508,036.15	0.00	3,668.91	(374,260.95)	10,133,775.20	10,137,444.11
EQUITIES & EXCHANGE TRADED FUNDS														
STLUCIE-Equities Sawgrass	00090Q103	ADT ORD	NA	NA	NA	74.00	03/31/2020	---	336.11	2.59	0.00	225.55	561.66	561.66
STLUCIE-Equities Sawgrass	00090Q103	ADT ORD	NA	NA	NA	21.00	07/01/2020	---	163.06	0.74	0.00	(3.67)	159.39	159.39
STLUCIE-Equities Sawgrass	00090Q103	ADT ORD	NA	NA	NA	202.00	01/27/2021	---	1,832.18	7.07	0.00	(299.00)	1,533.18	1,533.18
STLUCIE-Equities Sawgrass	00090Q103	ADT ORD	NA	NA	NA	306.00	03/16/2021	---	2,559.90	10.71	0.00	(237.36)	2,322.54	2,322.54
STLUCIE-Equities Sawgrass	00090Q103	ADT ORD	NA	NA	NA	62.00	10/01/2021	---	513.05	2.17	0.00	(42.47)	470.58	470.58
STLUCIE-Equities Sawgrass	00206R102	AT&T ORD	NA	NA	NA	657.00	12/08/2016	---	25,531.02	0.00	0.00	(10,006.11)	15,524.91	15,524.91
STLUCIE-Equities Sawgrass	00206R102	AT&T ORD	NA	NA	NA	450.00	12/09/2016	---	17,545.50	0.00	0.00	(6,912.00)	10,633.50	10,633.50
STLUCIE-Equities Sawgrass	00206R102	AT&T ORD	NA	NA	NA	25.00	07/19/2019	---	837.75	0.00	0.00	(247.00)	590.75	590.75
STLUCIE-Equities Sawgrass	00206R102	AT&T ORD	NA	NA	NA	123.00	09/13/2019	---	4,698.60	0.00	0.00	(1,792.11)	2,906.49	2,906.49
STLUCIE-Equities Sawgrass	00206R102	AT&T ORD	NA	NA	NA	600.00	09/16/2019	---	22,944.00	0.00	0.00	(8,766.00)	14,178.00	14,178.00
STLUCIE-Equities Sawgrass	002121101	A10 NETWORKS ORD	NA	NA	NA	880.00	02/26/2021	---	8,409.46	0.00	0.00	3,866.54	12,276.00	12,276.00
STLUCIE-Equities Sawgrass	002121101	A10 NETWORKS ORD	NA	NA	NA	30.00	11/09/2021	---	510.69	0.00	0.00	(92.19)	418.50	418.50
STLUCIE-Equities Sawgrass	00287Y109	ABBVIE ORD	NA	NA	NA	484.00	07/07/2020	---	47,885.02	0.00	0.00	30,576.22	78,461.24	78,461.24
STLUCIE-Equities Sawgrass	00287Y109	ABBVIE ORD	NA	NA	NA	360.00	07/17/2020	---	35,877.67	0.00	0.00	22,481.93	58,359.60	58,359.60
STLUCIE-Equities Sawgrass	00287Y109	ABBVIE ORD	NA	NA	NA	670.00	03/19/2021	---	69,556.39	0.00	0.00	39,057.31	108,613.70	108,613.70
STLUCIE-Equities Sawgrass	00287Y109	ABBVIE ORD	NA	NA	NA	184.00	07/06/2021	---	20,842.69	0.00	0.00	8,985.55	29,828.24	29,828.24
STLUCIE-Equities Sawgrass	00287Y109	ABBVIE ORD	NA	NA	NA	40.00	12/14/2021	---	5,018.02	0.00	0.00	1,466.38	6,484.40	6,484.40
STLUCIE-Equities Sawgrass	00287Y109	ABBVIE ORD	NA	NA	NA	419.00	02/04/2022	---	57,407.86	0.00	0.00	10,516.23	67,924.09	67,924.09
STLUCIE-Equities Sawgrass	00287Y109	ABBVIE ORD	NA	NA	NA	172.00	02/14/2022	---	24,553.65	0.00	0.00	3,329.27	27,882.92	27,882.92
STLUCIE-Equities Sawgrass	006739106	ADDUS HOMECARE ORD	NA	NA	NA	6.00	06/01/2020	---	589.57	0.00	0.00	(29.83)	559.74	559.74
STLUCIE-Equities Sawgrass	006739106	ADDUS HOMECARE ORD	NA	NA	NA	16.00	01/27/2021	---	2,026.48	0.00	0.00	(533.84)	1,492.64	1,492.64
STLUCIE-Equities Sawgrass	006739106	ADDUS HOMECARE ORD	NA	NA	NA	24.00	03/16/2021	---	2,468.30	0.00	0.00	(229.34)	2,238.96	2,238.96
STLUCIE-Equities Sawgrass	006739106	ADDUS HOMECARE ORD	NA	NA	NA	4.00	03/31/2021	---	425.44	0.00	0.00	(52.28)	373.16	373.16
STLUCIE-Equities Sawgrass	006739106	ADDUS HOMECARE ORD	NA	NA	NA	12.00	10							

**ST. LUCIE COUNTY BOARD OF COUNTY COMMISSIONERS
INVESTMENT PORTFOLIO
AS OF MARCH 31, 2022**

Account	Identifier	Description	S&P Rating	Fitch Rating	Moody's Rating	Current Units	Settle Date	Final Maturity	Book Value	Interest Due	Accrued Balance	Net Unrealized Gain/Loss	Market Value	Market Value + Accrued
STLUCIE-Equities Sawgrass	00971T101	AKAMAI TECHNOLOGIES ORD	NA	NA	NA	110.00	11/17/2021	---	11,952.05	0.00	0.00	1,180.85	13,132.90	13,132.90
STLUCIE-Equities Sawgrass	00971T101	AKAMAI TECHNOLOGIES ORD	NA	NA	NA	186.00	02/18/2022	---	19,859.22	0.00	0.00	37,472.12	22,206.54	22,206.54
STLUCIE-Equities Sawgrass	013091103	ALBERTSONS COMPANIES CL A ORD	NA	NA	NA	170.00	06/30/2021	---	3,401.86	0.00	0.00	2,250.64	5,652.50	5,652.50
STLUCIE-Equities Sawgrass	013091103	ALBERTSONS COMPANIES CL A ORD	NA	NA	NA	65.00	12/30/2021	---	1,906.78	0.00	0.00	254.47	2,161.25	2,161.25
STLUCIE-Equities Sawgrass	020002101	ALLSTATE ORD	NA	NA	NA	659.00	05/05/2017	---	53,805.97	560.15	0.00	37,472.12	91,278.09	91,278.09
STLUCIE-Equities Sawgrass	020002101	ALLSTATE ORD	NA	NA	NA	86.00	06/04/2018	---	8,071.96	73.10	0.00	3,839.90	11,911.86	11,911.86
STLUCIE-Equities Sawgrass	02079K107	ALPHABET CL C ORD	NA	NA	NA	19.00	06/29/2020	---	27,044.15	0.00	0.00	26,022.66	53,066.81	53,066.81
STLUCIE-Equities Sawgrass	02079K107	ALPHABET CL C ORD	NA	NA	NA	5.00	08/26/2020	---	7,958.50	0.00	0.00	6,006.45	13,964.95	13,964.95
STLUCIE-Equities Sawgrass	02079K305	ALPHABET CL A ORD	NA	NA	NA	11.00	01/26/2022	---	27,666.87	0.00	0.00	2,927.98	30,594.85	30,594.85
STLUCIE-Equities Sawgrass	02079K305	ALPHABET CL A ORD	NA	NA	NA	13.00	02/01/2022	---	33,892.24	0.00	0.00	2,265.31	36,157.55	36,157.55
STLUCIE-Equities Sawgrass	023135106	AMAZON COM ORD	NA	NA	NA	1.00	01/26/2022	---	2,817.75	0.00	0.00	442.20	3,259.95	3,259.95
STLUCIE-Equities Sawgrass	023135106	AMAZON COM ORD	NA	NA	NA	9.00	01/27/2022	---	25,271.42	0.00	0.00	4,068.13	29,339.55	29,339.55
STLUCIE-Equities Sawgrass	023135106	AMAZON COM ORD	NA	NA	NA	10.00	02/01/2022	---	27,965.91	0.00	0.00	4,633.59	32,599.50	32,599.50
STLUCIE-Equities Sawgrass	023436108	AMEDISYS ORD	NA	NA	NA	6.00	10/22/2020	---	1,495.14	0.00	0.00	(461.40)	1,033.74	1,033.74
STLUCIE-Equities Sawgrass	023436108	AMEDISYS ORD	NA	NA	NA	7.00	01/27/2021	---	2,260.51	0.00	0.00	(1,054.48)	1,206.03	1,206.03
STLUCIE-Equities Sawgrass	023436108	AMEDISYS ORD	NA	NA	NA	1.00	02/01/2021	---	287.14	0.00	0.00	(114.85)	172.29	172.29
STLUCIE-Equities Sawgrass	023436108	AMEDISYS ORD	NA	NA	NA	11.00	03/16/2021	---	2,901.03	0.00	0.00	(1,005.84)	1,895.19	1,895.19
STLUCIE-Equities Sawgrass	023436108	AMEDISYS ORD	NA	NA	NA	1.00	03/31/2021	---	265.11	0.00	0.00	(92.82)	172.29	172.29
STLUCIE-Equities Sawgrass	023436108	AMEDISYS ORD	NA	NA	NA	4.00	06/30/2021	---	1,020.67	0.00	0.00	(331.51)	689.16	689.16
STLUCIE-Equities Sawgrass	023436108	AMEDISYS ORD	NA	NA	NA	4.00	10/01/2021	---	608.66	0.00	0.00	80.50	689.16	689.16
STLUCIE-Equities Sawgrass	030371108	AMER VANGUARD ORD	NA	NA	NA	232.00	04/01/2022	---	4,700.30	0.00	0.00	13.94	4,714.24	4,714.24
STLUCIE-Equities Sawgrass	03073E105	AMERISOURCEBERGEN ORD	NA	NA	NA	199.00	06/08/2018	---	17,303.95	0.00	0.00	13,483.34	30,787.29	30,787.29
STLUCIE-Equities Sawgrass	03073E105	AMERISOURCEBERGEN ORD	NA	NA	NA	250.00	07/19/2018	---	21,790.68	0.00	0.00	16,886.82	38,677.50	38,677.50
STLUCIE-Equities Sawgrass	03073E105	AMERISOURCEBERGEN ORD	NA	NA	NA	81.00	09/13/2019	---	7,128.00	0.00	0.00	5,403.51	12,531.51	12,531.51
STLUCIE-Equities Sawgrass	031162100	AMGEN ORD	NA	NA	NA	33.00	05/22/2020	---	7,540.85	0.00	0.00	439.21	7,980.06	7,980.06
STLUCIE-Equities Sawgrass	031162100	AMGEN ORD	NA	NA	NA	150.00	05/28/2020	---	33,758.51	0.00	0.00	2,514.49	36,273.00	36,273.00
STLUCIE-Equities Sawgrass	031162100	AMGEN ORD	NA	NA	NA	140.00	06/18/2020	---	31,635.23	0.00	0.00	2,219.57	33,854.80	33,854.80
STLUCIE-Equities Sawgrass	031162100	AMGEN ORD	NA	NA	NA	120.00	02/05/2021	---	27,861.60	0.00	0.00	1,156.80	29,018.40	29,018.40
STLUCIE-Equities Sawgrass	031162100	AMGEN ORD	NA	NA	NA	270.00	04/30/2021	---	64,676.99	0.00	0.00	614.41	65,291.40	65,291.40
STLUCIE-Equities Sawgrass	031162100	AMGEN ORD	NA	NA	NA	34.00	07/06/2021	---	8,322.76	0.00	0.00	(100.88)	8,221.88	8,221.88
STLUCIE-Equities Sawgrass	031162100	AMGEN ORD	NA	NA	NA	90.00	11/08/2021	---	19,228.54	0.00	0.00	2,535.26	21,763.80	21,763.80
STLUCIE-Equities Sawgrass	031162100	AMGEN ORD	NA	NA	NA	249.00	02/04/2022	---	56,580.27	0.00	0.00	3,632.91	60,213.18	60,213.18
STLUCIE-Equities Sawgrass	031162100	AMGEN ORD	NA	NA	NA	127.00	02/11/2022	---	30,173.30	0.00	0.00	537.84	30,711.14	30,711.14
STLUCIE-Equities Sawgrass	031162100	AMGEN ORD	NA	NA	NA	44.00	02/18/2022	---	9,808.47	0.00	0.00	831.61	10,640.08	10,640.08
STLUCIE-Equities Sawgrass	031652100	AMKOR TECHNOLOGY ORD	NA	NA	NA	23.00	09/29/2020	---	251.97	0.00	0.00	247.59	499.56	499.56
STLUCIE-Equities Sawgrass	031652100	AMKOR TECHNOLOGY ORD	NA	NA	NA	24.00	12/31/2020	---	356.28	0.00	0.00	165.00	521.28	521.28
STLUCIE-Equities Sawgrass	031652100	AMKOR TECHNOLOGY ORD	NA	NA	NA	14.00	01/28/2021	---	243.18	0.00	0.00	60.90	304.08	304.08
STLUCIE-Equities Sawgrass	031652100	AMKOR TECHNOLOGY ORD	NA	NA	NA	136.00	01/27/2021	---	2,504.44	0.00	0.00	449.48	2,953.92	2,953.92
STLUCIE-Equities Sawgrass	031652100	AMKOR TECHNOLOGY ORD	NA	NA	NA	64.00	02/01/2021	---	1,023.68	0.00	0.00	366.40	1,390.08	1,390.08
STLUCIE-Equities Sawgrass	031652100	AMKOR TECHNOLOGY ORD	NA	NA	NA	266.00	03/16/2021	---	5,937.25	0.00	0.00	(159.73)	5,777.52	5,777.52
STLUCIE-Equities Sawgrass	031652100	AMKOR TECHNOLOGY ORD	NA	NA	NA	19.00	03/31/2021	---	421.52	0.00	0.00	(8.84)	412.68	412.68
STLUCIE-Equities Sawgrass	031652100	AMKOR TECHNOLOGY ORD	NA	NA	NA	485.00	04/30/2021	---	10,080.05	0.00	0.00	454.15	10,534.20	10,534.20
STLUCIE-Equities Sawgrass	031652100	AMKOR TECHNOLOGY ORD	NA	NA	NA	4.00	05/10/2021	---	784.35	0.00	0.00	84.45	868.80	868.80
STLUCIE-Equities Sawgrass	03674X106	ANTERO RESOURCES ORD	NA	NA	NA	244.00	02/28/2022	---	5,409.31	0.00	0.00	2,040.01	7,449.32	7,449.32
STLUCIE-Equities Sawgrass	037833100	APPLE ORD	NA	NA	NA	471.00	09/02/2021	---	71,559.83	0.00	0.00	10,681.48	82,241.31	82,241.31
STLUCIE-Equities Sawgrass	037833100	APPLE ORD	NA	NA	NA	330.00	01/26/2022	---	52,770.30	0.00	0.00	4,851.00	57,621.30	57,621.30
STLUCIE-Equities Sawgrass	037833100	APPLE ORD	NA	NA	NA	118.00	01/26/2022	---	18,434.33	0.00	0.00	2,169.65	20,603.98	20,603.98
STLUCIE-Equities Sawgrass	037833100	APPLE ORD	NA	NA	NA	172.00	01/27/2022	---	27,287.80	0.00	0.00	2,745.12	30,032.92	30,032.92
STLUCIE-Equities Sawgrass	037833100	APPLE ORD	NA	NA	NA	207.00	01/31/2022	---	32,961.13	0.00	0.00	3,183.14	36,144.27	36,144.27
STLUCIE-Equities Sawgrass	03852U106	ARAMARK ORD	NA	NA	NA	164.00	06/30/2021	---	6,117.04	0.00	0.00	49.36	6,166.40	6,166.40
STLUCIE-Equities Sawgrass	03852U106	ARAMARK ORD	NA	NA	NA	85.00	10/01/2021	---	2,875.97	0.00	0.00	320.03	3,196.00	3,196.00
STLUCIE-Equities Sawgrass	039653100	ARCOSA ORD	NA	NA	NA	59.00	04/22/2021	---	3,617.62	0.00	0.00	(239.87)	3,377.75	3,377.75
STLUCIE-Equities Sawgrass	039653100	ARCOSA ORD	NA	NA	NA	30.00	05/10/2021	---	1,939.88	0.00	0.00	(222.38)	1,717.50	1,717.50
STLUCIE-Equities Sawgrass	039653100	ARCOSA ORD	NA	NA	NA	26.00	06/30/2021	---	1,541.28	0.00	0.00	(52.78)	1,488.50	1,488.50
STLUCIE-Equities Sawgrass	042735100	ARROW ELECTRONICS ORD	NA	NA	NA	14.00	02/28/2020	---	1,002.77	0.00	0.00	658.05	1,660.82	1,660.82
STLUCIE-Equities Sawgrass	042735100	ARROW ELECTRONICS ORD	NA	NA	NA	1.00	12/31/2020	---	96.76	0.00	0.00	21.87	118.63	118.63
STLUCIE-Equities Sawgrass	042735100	ARROW ELECTRONICS ORD	NA	NA	NA	26.00	01/27/2021	---	2,743.26	0.00	0.00	341.12	3,084.38	3,084.38
STLUCIE-Equities Sawgrass	042735100	ARROW ELECTRONICS ORD	NA	NA	NA	38.00	03/16/2021	---	3,950.57	0.00	0.00	557.37	4,507.94	4,507.94
STLUCIE-Equities Sawgrass	042735100	ARROW ELECTRONICS ORD	NA	NA	NA	2.00	03/31/2021	---	215.09	0.00	0.00	22.17	237.26	237.26
STLUCIE-Equities Sawgrass	04316A108	ARTISAN PARTNERS ASSET MGMT CL A ORD	NA	NA	NA	106.00	03/31/2021	---	5,570.89	0.00	0.00	(1,399.79)	4,171.10	4,171.10
STLUCIE-Equities Sawgrass	04316A108	ARTISAN PARTNERS ASSET MGMT CL A ORD	NA	NA	NA	5.00	05/10/2021	---	279.80	0.00	0.00	(83.05)	196.75	196.75
STLUCIE-Equities Sawgrass	04316A108	ARTISAN PARTNERS ASSET MGMT CL A ORD	NA	NA	NA	30.00	05/28/2021	---	1,509.75	0.00	0.00	(329.25)	1,180.50	1,180.50
STLUCIE-Equities Sawgrass	04316A108	ARTISAN PARTNERS ASSET MGMT CL A ORD	NA	NA	NA	8.00	10/01/2021	---	401.92	0.00	0.00	(87.12)	314.80	314.80
STLUCIE-Equities Sawgrass	047649108	ATKORE ORD	NA	NA	NA	135.00	04/30/2021	---	10,450.67	0.00	0.00	2,838.73	13,289.40	13,289.40
STLUCIE-Equities Sawgrass	047649108	ATKORE ORD	NA	NA	NA	10.00	12/14/2021	---	1,089.70	0.00	0.00	(105.30)	984.40	984.40
STLUCIE-Equities Sawgrass	05332I02	AUTOZONE ORD	NA	NA	NA	20.00	09/02/2021	---	31,174.00	0.00	0.00	9,717.60	40,891.60	40,891.60
STLUCIE-Equities Sawgrass	05352A100	AVANTOR ORD	NA	NA	NA	35.00	02/28/2020	---	574.88	0.00	0.00	608.82	1,183.70	1,183.70
STLUCIE-Equities Sawgrass	05352A100	AVANTOR ORD	NA	NA	NA	5.00	09/29/2020	---	110.23	0.00	0.00	58.87	169.10	169.10
STLUCIE-Equities Sawgrass	05352A100	AVANTOR ORD	NA	NA	NA	72.00	01/27/2021	---	2,229.83	0.00	0.00	205.21	2,435.04	2,435.04

**ST. LUCIE COUNTY BOARD OF COUNTY COMMISSIONERS
INVESTMENT PORTFOLIO
AS OF MARCH 31, 2022**

Account	Identifier	Description	S&P Rating	Fitch Rating	Moody's Rating	Current Units	Settle Date	Final Maturity	Book Value	Interest Due	Accrued Balance	Net Unrealized Gain/Loss	Market Value	Market Value + Accrued
STLUCIE-Equities Sawgrass	05352A100	AVANTOR ORD	NA	NA	NA	8.00	02/01/2021	---	229.60	0.00	0.00	40.96	270.56	270.56
STLUCIE-Equities Sawgrass	05352A100	AVANTOR ORD	NA	NA	NA	115.00	03/16/2021	---	3,221.79	0.00	0.00	667.51	3,889.30	3,889.30
STLUCIE-Equities Sawgrass	05352A100	AVANTOR ORD	NA	NA	NA	15.00	03/31/2021	---	422.78	0.00	0.00	84.52	507.30	507.30
STLUCIE-Equities Sawgrass	05352A100	AVANTOR ORD	NA	NA	NA	30.00	06/30/2021	---	1,072.93	0.00	0.00	(58.33)	1,014.60	1,014.60
STLUCIE-Equities Sawgrass	053807103	AVNET ORD	NA	NA	NA	34.00	02/28/2020	---	1,108.57	0.00	0.00	271.49	1,380.06	1,380.06
STLUCIE-Equities Sawgrass	053807103	AVNET ORD	NA	NA	NA	6.00	03/31/2020	---	147.78	0.00	0.00	95.76	243.54	243.54
STLUCIE-Equities Sawgrass	053807103	AVNET ORD	NA	NA	NA	6.00	09/29/2020	---	152.58	0.00	0.00	90.96	243.54	243.54
STLUCIE-Equities Sawgrass	053807103	AVNET ORD	NA	NA	NA	77.00	01/27/2021	---	3,032.38	0.00	0.00	93.05	3,125.43	3,125.43
STLUCIE-Equities Sawgrass	053807103	AVNET ORD	NA	NA	NA	5.00	02/01/2021	---	178.93	0.00	0.00	24.02	202.95	202.95
STLUCIE-Equities Sawgrass	053807103	AVNET ORD	NA	NA	NA	123.00	03/16/2021	---	4,864.06	0.00	0.00	128.51	4,992.57	4,992.57
STLUCIE-Equities Sawgrass	053807103	AVNET ORD	NA	NA	NA	6.00	03/31/2021	---	243.00	0.00	0.00	0.54	243.54	243.54
STLUCIE-Equities Sawgrass	05550J101	BJS WHOLESALE CLUB HOLD ORD	NA	NA	NA	4.00	05/01/2020	---	104.48	0.00	0.00	165.96	270.44	270.44
STLUCIE-Equities Sawgrass	05550J101	BJS WHOLESALE CLUB HOLD ORD	NA	NA	NA	3.00	09/29/2020	---	120.41	0.00	0.00	82.42	202.83	202.83
STLUCIE-Equities Sawgrass	05550J101	BJS WHOLESALE CLUB HOLD ORD	NA	NA	NA	8.00	12/31/2020	---	295.60	0.00	0.00	245.28	540.88	540.88
STLUCIE-Equities Sawgrass	05550J101	BJS WHOLESALE CLUB HOLD ORD	NA	NA	NA	45.00	01/27/2021	---	1,942.60	0.00	0.00	1,099.85	3,042.45	3,042.45
STLUCIE-Equities Sawgrass	05550J101	BJS WHOLESALE CLUB HOLD ORD	NA	NA	NA	66.00	02/01/2021	---	3,128.40	0.00	0.00	1,333.86	4,462.26	4,462.26
STLUCIE-Equities Sawgrass	05550J101	BJS WHOLESALE CLUB HOLD ORD	NA	NA	NA	119.00	03/16/2021	---	5,050.60	0.00	0.00	8,045.59	8,045.59	8,045.59
STLUCIE-Equities Sawgrass	05550J101	BJS WHOLESALE CLUB HOLD ORD	NA	NA	NA	6.00	03/31/2021	---	272.79	0.00	0.00	132.87	405.66	405.66
STLUCIE-Equities Sawgrass	05550J101	BJS WHOLESALE CLUB HOLD ORD	NA	NA	NA	26.00	06/30/2021	---	1,215.74	0.00	0.00	542.12	1,757.86	1,757.86
STLUCIE-Equities Sawgrass	05550J101	BJS WHOLESALE CLUB HOLD ORD	NA	NA	NA	100.00	08/13/2021	---	5,252.46	0.00	0.00	1,508.54	6,761.00	6,761.00
STLUCIE-Equities Sawgrass	05550J101	BJS WHOLESALE CLUB HOLD ORD	NA	NA	NA	50.00	09/14/2021	---	2,934.56	0.00	0.00	445.94	3,380.50	3,380.50
STLUCIE-Equities Sawgrass	05550J101	BJS WHOLESALE CLUB HOLD ORD	NA	NA	NA	12.00	10/01/2021	---	690.30	0.00	0.00	121.02	811.32	811.32
STLUCIE-Equities Sawgrass	05550J101	BJS WHOLESALE CLUB HOLD ORD	NA	NA	NA	40.00	12/14/2021	---	2,655.40	0.00	0.00	49.00	2,704.40	2,704.40
STLUCIE-Equities Sawgrass	056525108	BADGER METER ORD	NA	NA	NA	90.00	03/31/2021	---	8,633.70	0.00	0.00	340.20	8,973.90	8,973.90
STLUCIE-Equities Sawgrass	060505104	BANK OF AMERICA ORD	NA	NA	NA	157.00	07/22/2016	---	2,243.53	0.00	0.00	4,228.01	6,471.54	6,471.54
STLUCIE-Equities Sawgrass	060505104	BANK OF AMERICA ORD	NA	NA	NA	1,575.00	12/08/2016	---	34,476.75	0.00	0.00	30,444.75	64,921.50	64,921.50
STLUCIE-Equities Sawgrass	060505104	BANK OF AMERICA ORD	NA	NA	NA	925.00	12/09/2016	---	20,257.32	0.00	0.00	17,871.18	38,128.50	38,128.50
STLUCIE-Equities Sawgrass	084670702	BERKSHIRE HATHAWAY CL B ORD	NA	NA	NA	145.00	12/08/2016	---	23,191.30	0.00	0.00	27,980.65	51,171.95	51,171.95
STLUCIE-Equities Sawgrass	084670702	BERKSHIRE HATHAWAY CL B ORD	NA	NA	NA	100.00	12/09/2016	---	16,029.00	0.00	0.00	19,262.00	35,291.00	35,291.00
STLUCIE-Equities Sawgrass	084670702	BERKSHIRE HATHAWAY CL B ORD	NA	NA	NA	30.00	10/29/2018	---	6,100.80	0.00	0.00	4,486.50	10,587.30	10,587.30
STLUCIE-Equities Sawgrass	084670702	BERKSHIRE HATHAWAY CL B ORD	NA	NA	NA	50.00	07/19/2019	---	10,461.00	0.00	0.00	7,184.50	17,645.50	17,645.50
STLUCIE-Equities Sawgrass	08579W103	BERRY GLOBAL GROUP ORD	NA	NA	NA	270.00	01/14/2021	---	14,778.86	0.00	0.00	870.35	15,649.20	15,649.20
STLUCIE-Equities Sawgrass	08579W103	BERRY GLOBAL GROUP ORD	NA	NA	NA	387.00	01/19/2021	---	20,685.30	0.00	0.00	1,745.22	22,430.52	22,430.52
STLUCIE-Equities Sawgrass	08579W103	BERRY GLOBAL GROUP ORD	NA	NA	NA	450.00	09/02/2021	---	30,434.58	0.00	0.00	(4,352.58)	26,082.00	26,082.00
STLUCIE-Equities Sawgrass	09247X101	BLACKROCK ORD	NA	NA	NA	42.00	12/08/2016	---	15,789.41	0.00	0.00	16,305.73	32,095.14	32,095.14
STLUCIE-Equities Sawgrass	09247X101	BLACKROCK ORD	NA	NA	NA	50.00	12/09/2016	---	18,624.48	0.00	0.00	19,584.02	38,208.50	38,208.50
STLUCIE-Equities Sawgrass	09739D100	BOISE CASCADE ORD	NA	NA	NA	70.00	12/30/2021	---	4,905.60	0.00	0.00	(42.70)	4,862.90	4,862.90
STLUCIE-Equities Sawgrass	099502106	BOOZ ALLEN HAMILTON HOLDING CL A ORD	NA	NA	NA	20.00	01/27/2021	---	1,948.70	0.00	0.00	(191.90)	1,756.80	1,756.80
STLUCIE-Equities Sawgrass	099502106	BOOZ ALLEN HAMILTON HOLDING CL A ORD	NA	NA	NA	24.00	03/16/2021	---	1,904.28	0.00	0.00	203.88	2,108.16	2,108.16
STLUCIE-Equities Sawgrass	099502106	BOOZ ALLEN HAMILTON HOLDING CL A ORD	NA	NA	NA	8.00	03/31/2021	---	653.48	0.00	0.00	49.24	702.72	702.72
STLUCIE-Equities Sawgrass	099502106	BOOZ ALLEN HAMILTON HOLDING CL A ORD	NA	NA	NA	15.00	10/01/2021	---	1,184.85	0.00	0.00	132.75	1,317.60	1,317.60
STLUCIE-Equities Sawgrass	10316T104	BOX CL A ORD	NA	NA	NA	275.00	11/09/2021	---	7,330.07	0.00	0.00	661.43	7,991.50	7,991.50
STLUCIE-Equities Sawgrass	11135F101	BROADCOM ORD	NA	NA	NA	90.00	09/02/2021	---	44,765.17	0.00	0.00	11,906.03	56,671.20	56,671.20
STLUCIE-Equities Sawgrass	12008R107	BUILDERS FIRSTSOURCE ORD	NA	NA	NA	68.00	04/01/2022	---	4,690.64	0.00	0.00	(301.92)	4,388.72	4,388.72
STLUCIE-Equities Sawgrass	124805102	CBIZ ORD	NA	NA	NA	19.00	02/28/2020	---	502.93	0.00	0.00	294.50	797.43	797.43
STLUCIE-Equities Sawgrass	124805102	CBIZ ORD	NA	NA	NA	48.00	01/27/2021	---	1,287.42	0.00	0.00	727.14	2,014.56	2,014.56
STLUCIE-Equities Sawgrass	124805102	CBIZ ORD	NA	NA	NA	73.00	03/16/2021	---	2,472.72	0.00	0.00	591.09	3,063.81	3,063.81
STLUCIE-Equities Sawgrass	124805102	CBIZ ORD	NA	NA	NA	21.00	10/01/2021	---	687.44	0.00	0.00	193.93	881.37	881.37
STLUCIE-Equities Sawgrass	12503M108	CBOE GLOBAL MARKETS ORD	NA	NA	NA	210.00	12/30/2021	---	27,580.31	0.00	0.00	(3,552.11)	24,028.20	24,028.20
STLUCIE-Equities Sawgrass	12504L109	CBRE GROUP CL A ORD	NA	NA	NA	70.00	07/22/2016	---	1,942.17	0.00	0.00	4,464.23	6,406.40	6,406.40
STLUCIE-Equities Sawgrass	12504L109	CBRE GROUP CL A ORD	NA	NA	NA	550.00	12/08/2016	---	16,807.89	0.00	0.00	33,528.11	50,336.00	50,336.00
STLUCIE-Equities Sawgrass	12504L109	CBRE GROUP CL A ORD	NA	NA	NA	300.00	12/09/2016	---	9,207.00	0.00	0.00	18,249.00	27,456.00	27,456.00
STLUCIE-Equities Sawgrass	12504L109	CBRE GROUP CL A ORD	NA	NA	NA	525.00	12/12/2016	---	16,753.70	0.00	0.00	31,294.30	48,048.00	48,048.00
STLUCIE-Equities Sawgrass	12514G108	CDW ORD	NA	NA	NA	110.00	09/02/2021	---	22,027.41	0.00	0.00	(2,349.51)	19,677.90	19,677.90
STLUCIE-Equities Sawgrass	126349109	CSG SYSTEMS INTERNATIONAL ORD	NA	NA	NA	9.00	05/08/2020	---	441.46	0.00	0.00	130.67	572.13	572.13
STLUCIE-Equities Sawgrass	126349109	CSG SYSTEMS INTERNATIONAL ORD	NA	NA	NA	3.00	09/29/2020	---	121.97	0.00	0.00	68.74	190.71	190.71
STLUCIE-Equities Sawgrass	126349109	CSG SYSTEMS INTERNATIONAL ORD	NA	NA	NA	7.00	12/31/2020	---	319.62	0.00	0.00	125.37	444.99	444.99
STLUCIE-Equities Sawgrass	126349109	CSG SYSTEMS INTERNATIONAL ORD	NA	NA	NA	40.00	01/27/2021	---	1,830.40	0.00	0.00	712.40	2,542.80	2,542.80
STLUCIE-Equities Sawgrass	126349109	CSG SYSTEMS INTERNATIONAL ORD	NA	NA	NA	60.00	03/16/2021	---	2,933.10	0.00	0.00	881.10	3,814.20	3,814.20
STLUCIE-Equities Sawgrass	126349109	CSG SYSTEMS INTERNATIONAL ORD	NA	NA	NA	13.00	03/31/2021	---	623.03	0.00	0.00	203.38	826.41	826.41
STLUCIE-Equities Sawgrass	126349109	CSG SYSTEMS INTERNATIONAL ORD	NA	NA	NA	14.00	06/30/2021	---	657.16	0.00	0.00	232.82	889.98	889.98
STLUCIE-Equities Sawgrass	126349109	CSG SYSTEMS INTERNATIONAL ORD	NA	NA	NA	25.00	12/30/2021	---	1,458.50	0.00	0.00	130.75	1,589.25	1,589.25
STLUCIE-Equities Sawgrass	12653C108	CNX RESOURCES ORD	NA	NA	NA	305.00	02/28/2022	---	4,741.99	0.00	0.00	1,577.61	6,319.60	6,319.60
STLUCIE-Equities Sawgrass	126650100	CVS HEALTH ORD	NA	NA	NA	270.00	01/05/2018	---	19,860.25	0.00	0.00	7,466.45	27,326.70	27,326.70
STLUCIE-Equities Sawgrass	126650100	CVS HEALTH ORD	NA	NA	NA	225.00	04/18/2019	---	12,094.25	0.00	0.00	10,678.00	22,772.25	22,772.25
STLUCIE-Equities Sawgrass	126650100	CVS HEALTH ORD	NA	NA	NA	475.00	07/19/2019	---	26,829.85	0.00	0.00	21,244.90	48,074.75	48,074.75
STLUCIE-Equities Sawgrass	127097103	COTERRA ENERGY ORD	NA	NA	NA	300.00	12/30/2021	---	5,944.98	0.00	0.00	2,146.02	8,091.00	8,091.00
STLUCIE-Equities Sawgrass	127190304	CACI INTERNATIONAL CL A ORD	NA	NA	NA	64.00	01/26/2021	---	15,937.00	0.00	0.00	3,343.64	19,280.64	19,280.64
STLUCIE-Equities Sawgrass	127190304	CACI INTERNATIONAL CL A ORD	NA	NA	NA	9.00	01/27/2021	---	2,288.43	0.00	0.00	422.91	2,711.34	2,711.34

**ST. LUCIE COUNTY BOARD OF COUNTY COMMISSIONERS
INVESTMENT PORTFOLIO
AS OF MARCH 31, 2022**

Account	Identifier	Description	S&P	Fitch	Moody's	Current Units	Settle Date	Final Maturity	Book Value	Interest Due	Accrued Balance	Net Unrealized		Market Value +	
			Rating	Rating	Rating							Gain/Loss	Market Value	Accrued	
STLUCIE-Equities Sawgrass	127190304	CACI INTERNATIONAL CL A ORD	NA	NA	NA	101.00	03/02/2021	---	22,600.37	0.00	0.00	7,826.89	30,427.26	30,427.26	
STLUCIE-Equities Sawgrass	127190304	CACI INTERNATIONAL CL A ORD	NA	NA	NA	15.00	03/16/2021	---	3,575.25	0.00	0.00	943.65	4,518.90	4,518.90	
STLUCIE-Equities Sawgrass	127190304	CACI INTERNATIONAL CL A ORD	NA	NA	NA	3.00	03/31/2021	---	745.53	0.00	0.00	158.25	903.78	903.78	
STLUCIE-Equities Sawgrass	127203107	CACTUS CL A ORD	NA	NA	NA	44.00	01/29/2021	---	1,128.47	0.00	0.00	1,368.09	2,496.56	2,496.56	
STLUCIE-Equities Sawgrass	127203107	CACTUS CL A ORD	NA	NA	NA	16.00	02/01/2021	---	411.36	0.00	0.00	496.48	907.84	907.84	
STLUCIE-Equities Sawgrass	127203107	CACTUS CL A ORD	NA	NA	NA	100.00	03/16/2021	---	3,295.17	0.00	0.00	2,378.83	5,674.00	5,674.00	
STLUCIE-Equities Sawgrass	141788109	CARGURUS CL A ORD	NA	NA	NA	135.00	11/09/2021	---	4,919.97	0.00	0.00	812.13	5,732.10	5,732.10	
STLUCIE-Equities Sawgrass	14448C104	CARRIER GLOBAL ORD	NA	NA	NA	50.00	12/08/2016	---	899.07	0.00	0.00	1,394.43	2,293.50	2,293.50	
STLUCIE-Equities Sawgrass	14448C104	CARRIER GLOBAL ORD	NA	NA	NA	100.00	12/09/2016	---	1,796.81	0.00	0.00	2,796.19	4,587.00	4,587.00	
STLUCIE-Equities Sawgrass	14448C104	CARRIER GLOBAL ORD	NA	NA	NA	767.00	06/29/2020	---	16,685.39	0.00	0.00	18,496.90	35,182.29	35,182.29	
STLUCIE-Equities Sawgrass	14448C104	CARRIER GLOBAL ORD	NA	NA	NA	605.00	07/20/2020	---	16,043.81	0.00	0.00	11,707.54	27,751.35	27,751.35	
STLUCIE-Equities Sawgrass	14888U101	CATALYST PHARMACEUTICALS ORD	NA	NA	NA	1,065.00	05/10/2021	---	4,994.96	0.00	0.00	3,833.89	8,828.85	8,828.85	
STLUCIE-Equities Sawgrass	153527205	CENTRAL GARDEN AND PET CL A ORD	NA	NA	NA	40.00	09/08/2020	---	1,474.97	0.00	0.00	156.23	1,631.20	1,631.20	
STLUCIE-Equities Sawgrass	153527205	CENTRAL GARDEN AND PET CL A ORD	NA	NA	NA	10.00	10/22/2020	---	376.20	0.00	0.00	31.60	407.80	407.80	
STLUCIE-Equities Sawgrass	153527205	CENTRAL GARDEN AND PET CL A ORD	NA	NA	NA	80.00	11/27/2020	---	3,073.48	0.00	0.00	188.92	3,262.40	3,262.40	
STLUCIE-Equities Sawgrass	156782104	CERNER ORD	NA	NA	NA	515.00	12/30/2020	---	40,144.30	139.05	0.00	8,039.10	48,183.40	48,183.40	
STLUCIE-Equities Sawgrass	156782104	CERNER ORD	NA	NA	NA	150.00	01/28/2021	---	12,191.72	40.50	0.00	1,842.28	14,034.00	14,034.00	
STLUCIE-Equities Sawgrass	156782104	CERNER ORD	NA	NA	NA	250.00	02/05/2021	---	20,092.08	67.50	0.00	3,297.92	23,390.00	23,390.00	
STLUCIE-Equities Sawgrass	156782104	CERNER ORD	NA	NA	NA	560.00	02/16/2021	---	42,467.60	151.20	0.00	9,926.00	52,393.60	52,393.60	
STLUCIE-Equities Sawgrass	156782104	CERNER ORD	NA	NA	NA	590.00	04/29/2021	---	44,634.27	159.30	0.00	10,566.13	55,200.40	55,200.40	
STLUCIE-Equities Sawgrass	156782104	CERNER ORD	NA	NA	NA	140.00	11/15/2021	---	10,466.51	37.80	0.00	2,631.89	13,098.40	13,098.40	
STLUCIE-Equities Sawgrass	156782104	CERNER ORD	NA	NA	NA	120.00	11/18/2021	---	8,896.80	32.40	0.00	2,330.40	11,227.20	11,227.20	
STLUCIE-Equities Sawgrass	16359R103	CHEMED ORD	NA	NA	NA	3.00	09/18/2020	---	1,481.99	0.00	0.00	37.66	1,519.65	1,519.65	
STLUCIE-Equities Sawgrass	16359R103	CHEMED ORD	NA	NA	NA	4.00	01/27/2021	---	2,212.36	0.00	0.00	(186.16)	2,026.20	2,026.20	
STLUCIE-Equities Sawgrass	16359R103	CHEMED ORD	NA	NA	NA	5.00	03/16/2021	---	2,223.73	0.00	0.00	308.02	2,532.75	2,532.75	
STLUCIE-Equities Sawgrass	16359R103	CHEMED ORD	NA	NA	NA	3.00	06/30/2021	---	1,461.03	0.00	0.00	58.62	1,519.65	1,519.65	
STLUCIE-Equities Sawgrass	166764100	CHEVRON ORD	NA	NA	NA	187.00	12/08/2016	---	21,263.77	0.00	0.00	9,185.44	30,449.21	30,449.21	
STLUCIE-Equities Sawgrass	166764100	CHEVRON ORD	NA	NA	NA	100.00	12/09/2016	---	11,247.00	0.00	0.00	5,036.00	16,283.00	16,283.00	
STLUCIE-Equities Sawgrass	166764100	CHEVRON ORD	NA	NA	NA	100.00	06/11/2018	---	12,697.00	0.00	0.00	3,586.00	16,283.00	16,283.00	
STLUCIE-Equities Sawgrass	17275R102	CISCO SYSTEMS ORD	NA	NA	NA	720.00	06/03/2020	---	33,613.56	0.00	0.00	6,533.64	40,147.20	40,147.20	
STLUCIE-Equities Sawgrass	17275R102	CISCO SYSTEMS ORD	NA	NA	NA	800.00	02/12/2021	---	37,059.60	0.00	0.00	7,548.40	44,608.00	44,608.00	
STLUCIE-Equities Sawgrass	17275R102	CISCO SYSTEMS ORD	NA	NA	NA	150.00	09/23/2021	---	8,429.97	0.00	0.00	(65.97)	8,364.00	8,364.00	
STLUCIE-Equities Sawgrass	177376100	CITRIX SYSTEMS ORD	NA	NA	NA	238.00	10/30/2020	---	27,902.17	0.00	0.00	(3,887.97)	24,014.20	24,014.20	
STLUCIE-Equities Sawgrass	177376100	CITRIX SYSTEMS ORD	NA	NA	NA	220.00	01/27/2021	---	28,512.00	0.00	0.00	(6,314.00)	22,198.00	22,198.00	
STLUCIE-Equities Sawgrass	177376100	CITRIX SYSTEMS ORD	NA	NA	NA	490.00	05/03/2021	---	61,220.16	0.00	0.00	(11,779.16)	49,441.00	49,441.00	
STLUCIE-Equities Sawgrass	177376100	CITRIX SYSTEMS ORD	NA	NA	NA	70.00	09/23/2021	---	7,757.71	0.00	0.00	(694.71)	7,063.00	7,063.00	
STLUCIE-Equities Sawgrass	177376100	CITRIX SYSTEMS ORD	NA	NA	NA	210.00	11/08/2021	---	19,691.13	0.00	0.00	1,497.87	21,189.00	21,189.00	
STLUCIE-Equities Sawgrass	185899101	CLEVELAND CLIFFS ORD	NA	NA	NA	146.00	04/01/2022	---	4,703.39	0.00	0.00	(0.73)	4,702.66	4,702.66	
STLUCIE-Equities Sawgrass	189054109	CLOROX ORD	NA	NA	NA	106.00	12/17/2020	---	21,498.87	0.00	0.00	(6,761.69)	14,737.18	14,737.18	
STLUCIE-Equities Sawgrass	189054109	CLOROX ORD	NA	NA	NA	140.00	12/30/2020	---	28,254.14	0.00	0.00	(8,789.94)	19,464.20	19,464.20	
STLUCIE-Equities Sawgrass	189054109	CLOROX ORD	NA	NA	NA	140.00	02/04/2021	---	28,819.25	0.00	0.00	(9,355.05)	19,464.20	19,464.20	
STLUCIE-Equities Sawgrass	189054109	CLOROX ORD	NA	NA	NA	130.00	02/08/2021	---	25,701.25	0.00	0.00	(7,627.35)	18,073.90	18,073.90	
STLUCIE-Equities Sawgrass	189054109	CLOROX ORD	NA	NA	NA	90.00	11/02/2021	---	14,736.05	0.00	0.00	(2,223.35)	12,512.70	12,512.70	
STLUCIE-Equities Sawgrass	189054109	CLOROX ORD	NA	NA	NA	326.00	02/04/2022	---	54,465.08	0.00	0.00	(9,141.30)	45,323.78	45,323.78	
STLUCIE-Equities Sawgrass	189054109	CLOROX ORD	NA	NA	NA	124.00	02/11/2022	---	17,702.65	0.00	0.00	(462.93)	17,239.72	17,239.72	
STLUCIE-Equities Sawgrass	189054109	CLOROX ORD	NA	NA	NA	244.00	03/10/2022	---	33,960.53	0.00	0.00	(37.21)	33,923.32	33,923.32	
STLUCIE-Equities Sawgrass	189054109	CLOROX ORD	NA	NA	NA	84.00	03/11/2022	---	11,663.82	0.00	0.00	14.70	11,678.52	11,678.52	
STLUCIE-Equities Sawgrass	19247A100	COHEN & STEERS ORD	NA	NA	NA	9.00	02/28/2020	---	650.79	0.00	0.00	122.22	773.01	773.01	
STLUCIE-Equities Sawgrass	19247A100	COHEN & STEERS ORD	NA	NA	NA	2.00	12/31/2020	---	146.16	0.00	0.00	25.62	171.78	171.78	
STLUCIE-Equities Sawgrass	19247A100	COHEN & STEERS ORD	NA	NA	NA	22.00	01/27/2021	---	1,595.86	0.00	0.00	293.72	1,889.58	1,889.58	
STLUCIE-Equities Sawgrass	19247A100	COHEN & STEERS ORD	NA	NA	NA	34.00	03/16/2021	---	2,295.25	0.00	0.00	625.01	2,920.26	2,920.26	
STLUCIE-Equities Sawgrass	19247A100	COHEN & STEERS ORD	NA	NA	NA	8.00	03/31/2021	---	527.45	0.00	0.00	159.67	687.12	687.12	
STLUCIE-Equities Sawgrass	199908104	COMFORT SYSTEMS USA ORD	NA	NA	NA	45.00	11/09/2021	---	4,421.05	0.00	0.00	(415.60)	4,005.45	4,005.45	
STLUCIE-Equities Sawgrass	20030N101	COMCAST CL A ORD	NA	NA	NA	155.00	02/04/2022	---	7,744.58	0.00	0.00	(487.48)	7,257.10	7,257.10	
STLUCIE-Equities Sawgrass	20030N101	COMCAST CL A ORD	NA	NA	NA	325.00	02/11/2022	---	16,151.30	0.00	0.00	(934.80)	15,216.50	15,216.50	
STLUCIE-Equities Sawgrass	20030N101	COMCAST CL A ORD	NA	NA	NA	985.00	02/09/2022	---	48,456.19	0.00	0.00	(2,338.49)	46,117.70	46,117.70	
STLUCIE-Equities Sawgrass	201723103	COMMERCIAL METALS ORD	NA	NA	NA	2.00	09/29/2020	---	40.75	0.28	0.00	42.49	83.24	83.24	
STLUCIE-Equities Sawgrass	201723103	COMMERCIAL METALS ORD	NA	NA	NA	12.00	12/31/2020	---	241.80	1.68	0.00	257.64	499.44	499.44	
STLUCIE-Equities Sawgrass	201723103	COMMERCIAL METALS ORD	NA	NA	NA	61.00	01/27/2021	---	1,302.05	8.54	0.00	1,236.77	2,538.82	2,538.82	
STLUCIE-Equities Sawgrass	201723103	COMMERCIAL METALS ORD	NA	NA	NA	9.00	02/01/2021	---	179.96	1.26	0.00	194.62	374.58	374.58	
STLUCIE-Equities Sawgrass	201723103	COMMERCIAL METALS ORD	NA	NA	NA	99.00	03/16/2021	---	2,971.80	13.86	0.00	1,148.58	4,120.38	4,120.38	
STLUCIE-Equities Sawgrass	201723103	COMMERCIAL METALS ORD	NA	NA	NA	125.00	02/28/2022	---	4,405.86	17.50	0.00	796.64	5,202.50	5,202.50	
STLUCIE-Equities Sawgrass	201723103	COMMERCIAL METALS ORD	NA	NA	NA	48.00	03/31/2022	---	1,987.92	0.00	0.00	9.84	1,997.76	1,997.76	
STLUCIE-Equities Sawgrass	216648402	COOPER ORD	NA	NA	NA	60.00	09/02/2021	---	26,771.40	0.00	0.00	(1,716.00)	25,055.40	25,055.40	
STLUCIE-Equities Sawgrass	22002T108	CORPORATE OFFICE PROP REIT ORD	NA	NA	NA	0.00	07/01/2020	---	0.00	8.80	0.00	0.00	0.00	-	
STLUCIE-Equities Sawgrass	22002T108	CORPORATE OFFICE PROP REIT ORD	NA	NA	NA	0.00	12/31/2020	---	0.00	1.93	0.00	0.00	0.00	-	
STLUCIE-Equities Sawgrass	22002T108	CORPORATE OFFICE PROP REIT ORD	NA	NA	NA	0.00	01/27/2021	---	0.00	16.78	0.00	0.00	0.00	-	
STLUCIE-Equities Sawgrass	22002T108	CORPORATE OFFICE PROP REIT ORD	NA	NA	NA	0.00	03/16/2021	---	0.00	25.58	0.00	0.00	0.00	-	
STLUCIE-Equities Sawgrass	22002T108	CORPORATE OFFICE PROP REIT ORD	NA	NA	NA	0.00	03/31/2021	---	0.00	6.33	0.00	0.00	0.00	-	

**ST. LUCIE COUNTY BOARD OF COUNTY COMMISSIONERS
INVESTMENT PORTFOLIO
AS OF MARCH 31, 2022**

Account	Identifier	Description	S&P	Fitch	Moody's	Current Units	Settle Date	Final Maturity	Book Value	Interest Due	Accrued Balance	Net Unrealized Gain/Loss	Market Value +	
			Rating	Rating	Rating								Market Value	Accrued
STLUCIE-Equities Sawgrass	22002T108	CORPORATE OFFICE PROP REIT ORD	NA	NA	NA	0.00	10/01/2021	---	0.00	4.95	0.00	0.00	0.00	-
STLUCIE-Equities Sawgrass	22052L104	CORTEVA ORD	NA	NA	NA	83.33	12/09/2016	---	2,751.81	0.00	0.00	2,038.19	4,790.00	4,790.00
STLUCIE-Equities Sawgrass	22052L104	CORTEVA ORD	NA	NA	NA	152.67	07/22/2016	---	4,747.89	0.00	0.00	4,027.39	8,775.28	8,775.28
STLUCIE-Equities Sawgrass	22052L104	CORTEVA ORD	NA	NA	NA	150.00	12/08/2016	---	4,996.92	0.00	0.00	3,625.08	8,622.00	8,622.00
STLUCIE-Equities Sawgrass	221006109	CORVEL ORD	NA	NA	NA	12.00	02/28/2020	---	893.47	0.00	0.00	1,127.81	2,021.28	2,021.28
STLUCIE-Equities Sawgrass	221006109	CORVEL ORD	NA	NA	NA	1.00	09/29/2020	---	83.42	0.00	0.00	85.02	168.44	168.44
STLUCIE-Equities Sawgrass	221006109	CORVEL ORD	NA	NA	NA	23.00	01/27/2021	---	2,385.84	0.00	0.00	1,488.28	3,874.12	3,874.12
STLUCIE-Equities Sawgrass	221006109	CORVEL ORD	NA	NA	NA	35.00	03/16/2021	---	3,730.39	0.00	0.00	2,165.01	5,895.40	5,895.40
STLUCIE-Equities Sawgrass	221006109	CORVEL ORD	NA	NA	NA	3.00	03/31/2021	---	319.64	0.00	0.00	185.68	505.32	505.32
STLUCIE-Equities Sawgrass	221006109	CORVEL ORD	NA	NA	NA	5.00	06/30/2021	---	659.90	0.00	0.00	182.30	842.20	842.20
STLUCIE-Equities Sawgrass	22160K105	COSTCO WHOLESALE ORD	NA	NA	NA	110.00	02/04/2021	---	39,219.40	0.00	0.00	24,124.10	63,343.50	63,343.50
STLUCIE-Equities Sawgrass	228368106	CROWN HOLDINGS ORD	NA	NA	NA	892.00	07/11/2018	---	40,904.89	0.00	0.00	70,675.39	111,580.28	111,580.28
STLUCIE-Equities Sawgrass	231561101	CURTISS WRIGHT ORD	NA	NA	NA	31.00	03/31/2022	---	4,762.69	5.58	0.00	(107.73)	4,654.96	4,654.96
STLUCIE-Equities Sawgrass	232109108	CUTERA ORD	NA	NA	NA	195.00	01/04/2021	---	4,774.61	0.00	0.00	8,680.39	13,455.00	13,455.00
STLUCIE-Equities Sawgrass	235851102	DANAHER ORD	NA	NA	NA	100.00	09/02/2021	---	32,356.85	25.00	0.00	(3,023.85)	29,333.00	29,333.00
STLUCIE-Equities Sawgrass	25179M103	DEVON ENERGY ORD	NA	NA	NA	110.00	12/30/2021	---	4,869.40	0.00	0.00	1,634.90	6,504.30	6,504.30
STLUCIE-Equities Sawgrass	25179M103	DEVON ENERGY ORD	NA	NA	NA	72.00	04/01/2022	---	4,346.28	0.00	0.00	(88.92)	4,257.36	4,257.36
STLUCIE-Equities Sawgrass	25264R207	DIAMOND HILL INVESTMENT GRP CL A ORD	NA	NA	NA	25.00	11/19/2020	---	3,994.65	0.00	0.00	687.85	4,682.50	4,682.50
STLUCIE-Equities Sawgrass	25264R207	DIAMOND HILL INVESTMENT GRP CL A ORD	NA	NA	NA	5.00	11/09/2021	---	1,118.03	0.00	0.00	(181.53)	936.50	936.50
STLUCIE-Equities Sawgrass	254543101	DIODES ORD	NA	NA	NA	115.00	05/10/2021	---	8,161.69	0.00	0.00	1,842.16	10,003.85	10,003.85
STLUCIE-Equities Sawgrass	254543101	DIODES ORD	NA	NA	NA	20.00	05/28/2021	---	1,502.62	0.00	0.00	237.18	1,739.80	1,739.80
STLUCIE-Equities Sawgrass	254543101	DIODES ORD	NA	NA	NA	10.00	11/09/2021	---	1,074.39	0.00	0.00	(204.49)	869.90	869.90
STLUCIE-Equities Sawgrass	254687106	WALT DISNEY ORD	NA	NA	NA	346.00	03/29/2019	---	38,162.94	0.00	0.00	9,294.43	47,457.36	47,457.36
STLUCIE-Equities Sawgrass	254687106	WALT DISNEY ORD	NA	NA	NA	90.00	09/26/2019	---	11,909.01	0.00	0.00	435.39	12,344.40	12,344.40
STLUCIE-Equities Sawgrass	254687106	WALT DISNEY ORD	NA	NA	NA	70.00	09/02/2021	---	12,715.26	0.00	0.00	(3,114.06)	9,601.20	9,601.20
STLUCIE-Equities Sawgrass	254687106	WALT DISNEY ORD	NA	NA	NA	50.00	09/23/2021	---	9,040.91	0.00	0.00	(2,182.91)	6,858.00	6,858.00
STLUCIE-Equities Sawgrass	25746U109	DOMINION ENERGY ORD	NA	NA	NA	250.00	04/16/2020	---	20,396.25	0.00	0.00	846.25	21,242.50	21,242.50
STLUCIE-Equities Sawgrass	257701201	DONEGAL GROUP CL A ORD	NA	NA	NA	26.00	02/28/2020	---	385.82	0.00	0.00	(37.16)	348.66	348.66
STLUCIE-Equities Sawgrass	257701201	DONEGAL GROUP CL A ORD	NA	NA	NA	8.00	09/29/2020	---	110.72	0.00	0.00	(3.44)	107.28	107.28
STLUCIE-Equities Sawgrass	257701201	DONEGAL GROUP CL A ORD	NA	NA	NA	21.00	12/31/2020	---	299.88	0.00	0.00	(18.27)	281.61	281.61
STLUCIE-Equities Sawgrass	257701201	DONEGAL GROUP CL A ORD	NA	NA	NA	99.00	01/27/2021	---	1,410.75	0.00	0.00	(83.16)	1,327.59	1,327.59
STLUCIE-Equities Sawgrass	257701201	DONEGAL GROUP CL A ORD	NA	NA	NA	147.00	03/16/2021	---	2,209.31	0.00	0.00	(238.04)	1,971.27	1,971.27
STLUCIE-Equities Sawgrass	257701201	DONEGAL GROUP CL A ORD	NA	NA	NA	35.00	03/31/2021	---	530.02	0.00	0.00	(60.67)	469.35	469.35
STLUCIE-Equities Sawgrass	257701201	DONEGAL GROUP CL A ORD	NA	NA	NA	68.00	06/30/2021	---	994.16	0.00	0.00	(82.28)	911.88	911.88
STLUCIE-Equities Sawgrass	257701201	DONEGAL GROUP CL A ORD	NA	NA	NA	185.00	12/30/2021	---	2,654.23	0.00	0.00	(173.38)	2,480.85	2,480.85
STLUCIE-Equities Sawgrass	260557103	DOW ORD	NA	NA	NA	579.00	11/12/2019	---	32,017.30	0.00	0.00	4,876.37	36,893.67	36,893.67
STLUCIE-Equities Sawgrass	260557103	DOW ORD	NA	NA	NA	520.00	06/29/2020	---	19,817.20	0.00	0.00	13,317.20	33,134.40	33,134.40
STLUCIE-Equities Sawgrass	26210C104	DROPBOX CL A ORD	NA	NA	NA	1,135.00	04/22/2021	---	29,997.03	0.00	0.00	(3,608.28)	26,388.75	26,388.75
STLUCIE-Equities Sawgrass	29261A100	ENCOMPASS HEALTH ORD	NA	NA	NA	9.00	02/28/2020	---	697.41	2.52	0.00	(57.42)	639.99	639.99
STLUCIE-Equities Sawgrass	29261A100	ENCOMPASS HEALTH ORD	NA	NA	NA	19.00	01/27/2021	---	1,664.59	5.32	0.00	(313.50)	1,351.09	1,351.09
STLUCIE-Equities Sawgrass	29261A100	ENCOMPASS HEALTH ORD	NA	NA	NA	30.00	03/16/2021	---	2,396.40	8.40	0.00	(263.10)	2,133.30	2,133.30
STLUCIE-Equities Sawgrass	29261A100	ENCOMPASS HEALTH ORD	NA	NA	NA	5.00	03/31/2021	---	412.58	1.40	0.00	(57.03)	355.55	355.55
STLUCIE-Equities Sawgrass	29261A100	ENCOMPASS HEALTH ORD	NA	NA	NA	5.00	06/30/2021	---	401.51	1.40	0.00	(45.96)	355.55	355.55
STLUCIE-Equities Sawgrass	29261A100	ENCOMPASS HEALTH ORD	NA	NA	NA	65.00	04/01/2022	---	4,621.61	18.20	0.00	0.54	4,622.15	4,622.15
STLUCIE-Equities Sawgrass	29358P101	ENSIGN GROUP ORD	NA	NA	NA	30.00	02/11/2021	---	2,577.57	1.65	0.00	122.73	2,700.30	2,700.30
STLUCIE-Equities Sawgrass	29358P101	ENSIGN GROUP ORD	NA	NA	NA	40.00	02/25/2021	---	3,307.08	2.20	0.00	293.32	3,600.40	3,600.40
STLUCIE-Equities Sawgrass	29977A105	EVERCORE CL A ORD	NA	NA	NA	9.00	02/28/2020	---	640.16	0.00	0.00	361.72	1,001.88	1,001.88
STLUCIE-Equities Sawgrass	29977A105	EVERCORE CL A ORD	NA	NA	NA	19.00	01/27/2021	---	2,166.38	0.00	0.00	(51.30)	2,115.08	2,115.08
STLUCIE-Equities Sawgrass	29977A105	EVERCORE CL A ORD	NA	NA	NA	28.00	03/16/2021	---	3,912.47	0.00	0.00	(795.51)	3,116.96	3,116.96
STLUCIE-Equities Sawgrass	30212W100	EXP WORLD HOLDINGS ORD	NA	NA	NA	132.00	04/30/2021	---	4,698.77	0.00	0.00	(1,904.33)	2,794.44	2,794.44
STLUCIE-Equities Sawgrass	30212W100	EXP WORLD HOLDINGS ORD	NA	NA	NA	12.00	06/30/2021	---	479.28	0.00	0.00	254.04	254.04	254.04
STLUCIE-Equities Sawgrass	30212W100	EXP WORLD HOLDINGS ORD	NA	NA	NA	10.00	10/01/2021	---	430.08	0.00	0.00	(218.38)	211.70	211.70
STLUCIE-Equities Sawgrass	30212W100	EXP WORLD HOLDINGS ORD	NA	NA	NA	35.00	12/30/2021	---	1,215.01	0.00	0.00	(474.06)	740.95	740.95
STLUCIE-Equities Sawgrass	30212W100	EXP WORLD HOLDINGS ORD	NA	NA	NA	208.00	04/01/2022	---	4,761.12	0.00	0.00	(357.76)	4,403.36	4,403.36
STLUCIE-Equities Sawgrass	302130109	EXPEDITORS INTERNATIONAL OF WASN ORD	NA	NA	NA	130.00	11/15/2021	---	15,985.55	0.00	0.00	(2,574.75)	13,410.80	13,410.80
STLUCIE-Equities Sawgrass	302130109	EXPEDITORS INTERNATIONAL OF WASN ORD	NA	NA	NA	80.00	11/12/2021	---	10,062.65	0.00	0.00	(1,809.85)	8,252.80	8,252.80
STLUCIE-Equities Sawgrass	30226G106	EXTREME NETWORKS ORD	NA	NA	NA	210.00	03/31/2022	---	2,665.03	0.00	0.00	(100.93)	2,564.10	2,564.10
STLUCIE-Equities Sawgrass	30231G102	EXXON MOBIL ORD	NA	NA	NA	145.00	12/08/2016	---	12,695.48	0.00	0.00	(719.93)	11,975.55	11,975.55
STLUCIE-Equities Sawgrass	30231G102	EXXON MOBIL ORD	NA	NA	NA	175.00	12/09/2016	---	15,206.50	0.00	0.00	(753.25)	14,453.25	14,453.25
STLUCIE-Equities Sawgrass	30231G102	EXXON MOBIL ORD	NA	NA	NA	200.00	01/05/2018	---	17,308.26	0.00	0.00	(790.26)	16,518.00	16,518.00
STLUCIE-Equities Sawgrass	30231G102	EXXON MOBIL ORD	NA	NA	NA	125.00	06/11/2018	---	10,368.84	0.00	0.00	(45.09)	10,323.75	10,323.75
STLUCIE-Equities Sawgrass	30231G102	EXXON MOBIL ORD	NA	NA	NA	80.00	10/12/2018	---	6,791.12	0.00	0.00	(183.92)	6,607.20	6,607.20
STLUCIE-Equities Sawgrass	30231G102	EXXON MOBIL ORD	NA	NA	NA	50.00	10/29/2018	---	3,952.50	0.00	0.00	177.00	4,129.50	4,129.50
STLUCIE-Equities Sawgrass	30231G102	EXXON MOBIL ORD	NA	NA	NA	346.00	02/01/2021	---	16,010.67	0.00	0.00	12,565.47	28,576.14	28,576.14
STLUCIE-Equities Sawgrass	30303M102	META PLATFORMS CL A ORD	NA	NA	NA	140.00	09/02/2021	---	53,155.32	0.00	0.00	(22,024.92)	31,130.40	31,130.40
STLUCIE-Equities Sawgrass	303075105	FACTSET RESEARCH SYSTEMS ORD	NA	NA	NA	11.00	04/30/2020	---	3,057.39	0.00	0.00	1,718.26	4,775.65	4,775.65
STLUCIE-Equities Sawgrass	303075105	FACTSET RESEARCH SYSTEMS ORD	NA	NA	NA	8.00	11/10/2020	---	2,691.20	0.00	0.00	782.00	3,473.20	3,473.20
STLUCIE-Equities Sawgrass	303075105	FACTSET RESEARCH SYSTEMS ORD	NA	NA	NA	1.00	02/01/2021	---	316.89	0.00	0.00	117.26	434.15	434.15
STLUCIE-Equities Sawgrass	303075105	FACTSET RESEARCH SYSTEMS ORD	NA	NA	NA	15.00	03/16/2021	---	4,700.78	0.00	0.00	1,811.47	6,512.25	6,512.25

PT

**ST. LUCIE COUNTY BOARD OF COUNTY COMMISSIONERS
INVESTMENT PORTFOLIO
AS OF MARCH 31, 2022**

Account	Identifier	Description	S&P	Fitch	Moody's	Current Units	Settle Date	Final Maturity	Book Value	Interest Due	Accrued Balance	Net Unrealized		Market Value +	
			Rating	Rating	Rating							Gain/Loss	Market Value	Accrued	
STLUCIE-Equities Sawgrass	30607B109	FALCON MINERALS CL A ORD	NA	NA	NA	1,175.00	09/14/2021	---	5,319.81	0.00	0.00	2,599.69	7,919.50	7,919.50	
STLUCIE-Equities Sawgrass	311900104	FASTENAL ORD	NA	NA	NA	290.00	09/02/2021	---	16,264.51	0.00	0.00	961.49	17,226.00	17,226.00	
STLUCIE-Equities Sawgrass	313855108	FEDERAL SIGNAL ORD	NA	NA	NA	0.00	11/09/2021	---	0.00	10.80	0.00	0.00	0.00	-	
STLUCIE-Equities Sawgrass	314211103	FEDERATED HERMES CL B ORD	NA	NA	NA	16.00	05/29/2020	---	388.34	0.00	0.00	156.62	544.96	544.96	
STLUCIE-Equities Sawgrass	314211103	FEDERATED HERMES CL B ORD	NA	NA	NA	5.00	12/31/2020	---	140.60	0.00	0.00	29.70	170.30	170.30	
STLUCIE-Equities Sawgrass	314211103	FEDERATED HERMES CL B ORD	NA	NA	NA	53.00	01/27/2021	---	1,591.06	0.00	0.00	214.12	1,805.18	1,805.18	
STLUCIE-Equities Sawgrass	314211103	FEDERATED HERMES CL B ORD	NA	NA	NA	40.00	02/01/2021	---	1,178.58	0.00	0.00	183.82	1,362.40	1,362.40	
STLUCIE-Equities Sawgrass	314211103	FEDERATED HERMES CL B ORD	NA	NA	NA	110.00	03/16/2021	---	3,426.50	0.00	0.00	320.10	3,746.60	3,746.60	
STLUCIE-Equities Sawgrass	314211103	FEDERATED HERMES CL B ORD	NA	NA	NA	9.00	03/31/2021	---	281.03	0.00	0.00	25.51	306.54	306.54	
STLUCIE-Equities Sawgrass	31620R303	FIDELITY NATIONAL FINANCIAL ORD	NA	NA	NA	250.00	12/09/2016	---	5,792.93	0.00	0.00	6,417.07	12,210.00	12,210.00	
STLUCIE-Equities Sawgrass	31620R303	FIDELITY NATIONAL FINANCIAL ORD	NA	NA	NA	90.00	07/22/2016	---	2,398.98	0.00	0.00	1,996.62	4,395.60	4,395.60	
STLUCIE-Equities Sawgrass	31620R303	FIDELITY NATIONAL FINANCIAL ORD	NA	NA	NA	425.00	12/08/2016	---	9,765.10	0.00	0.00	10,991.90	20,757.00	20,757.00	
STLUCIE-Equities Sawgrass	31620R303	FIDELITY NATIONAL FINANCIAL ORD	NA	NA	NA	25.00	07/19/2019	---	1,068.00	0.00	0.00	153.00	1,221.00	1,221.00	
STLUCIE-Equities Sawgrass	31620R303	FIDELITY NATIONAL FINANCIAL ORD	NA	NA	NA	900.00	04/16/2020	---	25,623.00	0.00	0.00	18,333.00	43,956.00	43,956.00	
STLUCIE-Equities Sawgrass	31847R102	FIRST AMERICAN FINANCIAL ORD	NA	NA	NA	27.00	03/12/2020	---	1,612.98	0.00	0.00	137.16	1,750.14	1,750.14	
STLUCIE-Equities Sawgrass	31847R102	FIRST AMERICAN FINANCIAL ORD	NA	NA	NA	1.00	09/29/2020	---	50.00	0.00	0.00	14.82	64.82	64.82	
STLUCIE-Equities Sawgrass	31847R102	FIRST AMERICAN FINANCIAL ORD	NA	NA	NA	2.00	12/31/2020	---	102.40	0.00	0.00	27.24	129.64	129.64	
STLUCIE-Equities Sawgrass	31847R102	FIRST AMERICAN FINANCIAL ORD	NA	NA	NA	42.00	01/27/2021	---	2,312.52	0.00	0.00	409.92	2,722.44	2,722.44	
STLUCIE-Equities Sawgrass	31847R102	FIRST AMERICAN FINANCIAL ORD	NA	NA	NA	3.00	02/01/2021	---	159.68	0.00	0.00	34.78	194.46	194.46	
STLUCIE-Equities Sawgrass	31847R102	FIRST AMERICAN FINANCIAL ORD	NA	NA	NA	66.00	03/16/2021	---	3,838.56	0.00	0.00	439.56	4,278.12	4,278.12	
STLUCIE-Equities Sawgrass	31847R102	FIRST AMERICAN FINANCIAL ORD	NA	NA	NA	5.00	03/31/2021	---	286.05	0.00	0.00	38.05	324.10	324.10	
STLUCIE-Equities Sawgrass	343498101	FLOWERS FOODS ORD	NA	NA	NA	26.00	02/28/2020	---	580.71	0.00	0.00	87.75	668.46	668.46	
STLUCIE-Equities Sawgrass	343498101	FLOWERS FOODS ORD	NA	NA	NA	10.00	12/31/2020	---	229.70	0.00	0.00	27.40	257.10	257.10	
STLUCIE-Equities Sawgrass	343498101	FLOWERS FOODS ORD	NA	NA	NA	67.00	01/27/2021	---	1,529.61	0.00	0.00	192.96	1,722.57	1,722.57	
STLUCIE-Equities Sawgrass	343498101	FLOWERS FOODS ORD	NA	NA	NA	7.00	02/01/2021	---	165.52	0.00	0.00	14.45	179.97	179.97	
STLUCIE-Equities Sawgrass	343498101	FLOWERS FOODS ORD	NA	NA	NA	108.00	03/16/2021	---	2,522.21	0.00	0.00	254.47	2,776.68	2,776.68	
STLUCIE-Equities Sawgrass	343498101	FLOWERS FOODS ORD	NA	NA	NA	18.00	03/31/2021	---	437.67	0.00	0.00	25.11	462.78	462.78	
STLUCIE-Equities Sawgrass	343498101	FLOWERS FOODS ORD	NA	NA	NA	92.00	06/30/2021	---	2,230.93	0.00	0.00	134.39	2,365.32	2,365.32	
STLUCIE-Equities Sawgrass	345370860	FORD MOTOR ORD	NA	NA	NA	2,127.00	01/22/2021	---	22,259.06	0.00	0.00	13,708.51	35,967.57	35,967.57	
STLUCIE-Equities Sawgrass	345370860	FORD MOTOR ORD	NA	NA	NA	2,108.00	06/24/2021	---	31,567.30	0.00	0.00	4,078.98	35,646.28	35,646.28	
STLUCIE-Equities Sawgrass	346563109	FORRESTER RESEARCH ORD	NA	NA	NA	49.00	03/31/2022	---	2,771.26	0.00	0.00	(6.68)	2,764.58	2,764.58	
STLUCIE-Equities Sawgrass	34964C106	FORTUNE BRANDS HOME AND SECURITY ORD	NA	NA	NA	60.00	04/01/2022	---	4,692.30	0.00	0.00	(235.50)	4,456.80	4,456.80	
STLUCIE-Equities Sawgrass	353514102	FRANKLIN ELECTRIC ORD	NA	NA	NA	60.00	11/09/2021	---	5,568.91	0.00	0.00	(586.51)	4,982.40	4,982.40	
STLUCIE-Equities Sawgrass	35671D857	FREEPORT MCMORAN ORD	NA	NA	NA	1,272.00	03/26/2021	---	41,854.52	0.00	0.00	21,414.76	63,269.28	63,269.28	
STLUCIE-Equities Sawgrass	36162J106	GEO GROUP REIT ORD	NA	NA	NA	69.00	07/01/2020	---	796.51	0.00	0.00	(340.42)	456.09	456.09	
STLUCIE-Equities Sawgrass	36162J106	GEO GROUP REIT ORD	NA	NA	NA	17.00	12/31/2020	---	154.45	0.00	0.00	(42.08)	112.37	112.37	
STLUCIE-Equities Sawgrass	36162J106	GEO GROUP REIT ORD	NA	NA	NA	160.00	01/27/2021	---	1,293.60	0.00	0.00	(236.00)	1,057.60	1,057.60	
STLUCIE-Equities Sawgrass	36162J106	GEO GROUP REIT ORD	NA	NA	NA	242.00	03/16/2021	---	1,944.66	0.00	0.00	(345.04)	1,599.62	1,599.62	
STLUCIE-Equities Sawgrass	36162J106	GEO GROUP REIT ORD	NA	NA	NA	168.00	03/31/2021	---	1,351.56	0.00	0.00	(241.08)	1,110.48	1,110.48	
STLUCIE-Equities Sawgrass	36162J106	GEO GROUP REIT ORD	NA	NA	NA	117.00	10/01/2021	---	886.86	0.00	0.00	(113.49)	773.37	773.37	
STLUCIE-Equities Sawgrass	36162J106	GEO GROUP REIT ORD	NA	NA	NA	801.00	04/01/2022	---	4,826.03	0.00	0.00	468.58	5,294.61	5,294.61	
STLUCIE-Equities Sawgrass	363576109	ARTHUR J GALLAGHER ORD	NA	NA	NA	35.00	10/29/2018	---	2,570.40	0.00	0.00	3,540.60	6,111.00	6,111.00	
STLUCIE-Equities Sawgrass	363576109	ARTHUR J GALLAGHER ORD	NA	NA	NA	60.00	11/28/2018	---	4,613.40	0.00	0.00	5,862.60	10,476.00	10,476.00	
STLUCIE-Equities Sawgrass	363576109	ARTHUR J GALLAGHER ORD	NA	NA	NA	300.00	04/17/2019	---	24,198.69	0.00	0.00	28,181.31	52,380.00	52,380.00	
STLUCIE-Equities Sawgrass	369550108	GENERAL DYNAMICS ORD	NA	NA	NA	190.00	07/12/2018	---	36,554.84	0.00	0.00	9,269.36	45,824.20	45,824.20	
STLUCIE-Equities Sawgrass	371901109	GENTEX ORD	NA	NA	NA	22.00	02/28/2020	---	618.97	0.00	0.00	22.77	641.74	641.74	
STLUCIE-Equities Sawgrass	371901109	GENTEX ORD	NA	NA	NA	10.00	03/31/2020	---	216.37	0.00	0.00	75.33	291.70	291.70	
STLUCIE-Equities Sawgrass	371901109	GENTEX ORD	NA	NA	NA	4.00	09/29/2020	---	101.78	0.00	0.00	14.90	116.68	116.68	
STLUCIE-Equities Sawgrass	371901109	GENTEX ORD	NA	NA	NA	5.00	12/31/2020	---	169.10	0.00	0.00	(23.25)	145.85	145.85	
STLUCIE-Equities Sawgrass	371901109	GENTEX ORD	NA	NA	NA	72.00	01/27/2021	---	2,601.72	0.00	0.00	(501.48)	2,100.24	2,100.24	
STLUCIE-Equities Sawgrass	371901109	GENTEX ORD	NA	NA	NA	109.00	03/16/2021	---	4,012.13	0.00	0.00	(832.60)	3,179.53	3,179.53	
STLUCIE-Equities Sawgrass	371901109	GENTEX ORD	NA	NA	NA	8.00	03/31/2021	---	283.52	0.00	0.00	(50.16)	233.36	233.36	
STLUCIE-Equities Sawgrass	371901109	GENTEX ORD	NA	NA	NA	33.00	06/30/2021	---	1,091.18	0.00	0.00	(128.57)	962.61	962.61	
STLUCIE-Equities Sawgrass	371901109	GENTEX ORD	NA	NA	NA	38.00	10/01/2021	---	1,261.60	0.00	0.00	(153.14)	1,108.46	1,108.46	
STLUCIE-Equities Sawgrass	38141G104	GOLDMAN SACHS GROUP ORD	NA	NA	NA	105.00	12/24/2020	---	26,314.01	0.00	0.00	8,346.49	34,660.50	34,660.50	
STLUCIE-Equities Sawgrass	38141G104	GOLDMAN SACHS GROUP ORD	NA	NA	NA	104.00	01/07/2021	---	27,986.74	0.00	0.00	6,343.66	34,330.40	34,330.40	
STLUCIE-Equities Sawgrass	38141G104	GOLDMAN SACHS GROUP ORD	NA	NA	NA	56.00	01/19/2021	---	17,050.45	0.00	0.00	1,435.15	18,485.60	18,485.60	
STLUCIE-Equities Sawgrass	38141G104	GOLDMAN SACHS GROUP ORD	NA	NA	NA	60.00	03/12/2021	---	19,922.40	0.00	0.00	(116.40)	19,806.00	19,806.00	
STLUCIE-Equities Sawgrass	384313508	GRAFTECH INTERNATIONAL ORD	NA	NA	NA	361.00	04/30/2021	---	4,633.69	0.00	0.00	(1,160.87)	3,472.82	3,472.82	
STLUCIE-Equities Sawgrass	384313508	GRAFTECH INTERNATIONAL ORD	NA	NA	NA	537.00	06/30/2021	---	6,307.01	0.00	0.00	(1,141.07)	5,165.94	5,165.94	
STLUCIE-Equities Sawgrass	388689101	GRAPHIC PACKAGING HOLDING ORD	NA	NA	NA	20.00	02/28/2020	---	274.94	1.50	0.00	125.86	400.80	400.80	
STLUCIE-Equities Sawgrass	388689101	GRAPHIC PACKAGING HOLDING ORD	NA	NA	NA	11.00	07/01/2020	---	151.80	0.83	0.00	68.64	220.44	220.44	
STLUCIE-Equities Sawgrass	388689101	GRAPHIC PACKAGING HOLDING ORD	NA	NA	NA	41.00	09/29/2020	---	568.74	3.08	0.00	252.90	821.64	821.64	
STLUCIE-Equities Sawgrass	388689101	GRAPHIC PACKAGING HOLDING ORD	NA	NA	NA	14.00	12/31/2020	---	235.06	1.05	0.00	45.50	280.56	280.56	
STLUCIE-Equities Sawgrass	388689101	GRAPHIC PACKAGING HOLDING ORD	NA	NA	NA	160.00	01/27/2021	---	2,757.81	12.00	0.00	448.59	3,206.40	3,206.40	
STLUCIE-Equities Sawgrass	388689101	GRAPHIC PACKAGING HOLDING ORD	NA	NA	NA	18.00	01/28/2021	---	306.09	1.35	0.00	54.63	360.72	360.72	
STLUCIE-Equities Sawgrass	388689101	GRAPHIC PACKAGING HOLDING ORD	NA	NA	NA	32.00	02/01/2021	---	516.64	2.40	0.00	124.64	641.28	641.28	
STLUCIE-Equities Sawgrass	388689101	GRAPHIC PACKAGING HOLDING ORD	NA	NA	NA	283.00	03/16/2021	---	4,987.90	21.23	0.00	683.42	5,671.32	5,671.32	
STLUCIE-Equities Sawgrass	388689101	GRAPHIC PACKAGING HOLDING ORD	NA	NA	NA	14.00	03/31/2021	---	258.37	1.05	0.00	22.19	280.56	280.56	

**ST. LUCIE COUNTY BOARD OF COUNTY COMMISSIONERS
INVESTMENT PORTFOLIO
AS OF MARCH 31, 2022**

Account	Identifier	Description	S&P	Fitch	Moody's	Current Units	Settle Date	Final Maturity	Book Value	Interest Due	Accrued Balance	Net Unrealized		Market Value +	
			Rating	Rating	Rating							Gain/Loss	Market Value	Accrued	
STLUCIE-Equities Sawgrass	388689101	GRAPHIC PACKAGING HOLDING ORD	NA	NA	NA	35.00	06/30/2021	---	634.78	2.63	0.00	66.62	701.40	701.40	
STLUCIE-Equities Sawgrass	398905109	GROUP 1 AUTOMOTIVE ORD	NA	NA	NA	30.00	12/14/2021	---	6,057.25	0.00	0.00	(1,022.35)	5,034.90	5,034.90	
STLUCIE-Equities Sawgrass	40434L105	HP ORD	NA	NA	NA	697.00	03/30/2022	---	27,000.94	0.00	0.00	(1,699.84)	25,301.10	25,301.10	
STLUCIE-Equities Sawgrass	404609109	HACKETT GROUP ORD	NA	NA	NA	214.00	02/28/2022	---	4,321.69	23.54	0.00	613.15	4,934.84	4,934.84	
STLUCIE-Equities Sawgrass	404609109	HACKETT GROUP ORD	NA	NA	NA	116.00	03/31/2022	---	2,712.53	0.00	0.00	(37.57)	2,674.96	2,674.96	
STLUCIE-Equities Sawgrass	410345102	HANESBRANDS ORD	NA	NA	NA	39.00	05/01/2020	---	404.43	0.00	0.00	176.28	580.71	580.71	
STLUCIE-Equities Sawgrass	410345102	HANESBRANDS ORD	NA	NA	NA	34.00	07/01/2020	---	374.26	0.00	0.00	132.00	506.26	506.26	
STLUCIE-Equities Sawgrass	410345102	HANESBRANDS ORD	NA	NA	NA	9.00	09/29/2020	---	138.74	0.00	0.00	(4.73)	134.01	134.01	
STLUCIE-Equities Sawgrass	410345102	HANESBRANDS ORD	NA	NA	NA	9.00	12/31/2020	---	131.22	0.00	0.00	2.79	134.01	134.01	
STLUCIE-Equities Sawgrass	410345102	HANESBRANDS ORD	NA	NA	NA	144.00	01/27/2021	---	2,283.12	0.00	0.00	(138.96)	2,144.16	2,144.16	
STLUCIE-Equities Sawgrass	410345102	HANESBRANDS ORD	NA	NA	NA	218.00	03/16/2021	---	4,436.67	0.00	0.00	(1,190.65)	3,246.02	3,246.02	
STLUCIE-Equities Sawgrass	410345102	HANESBRANDS ORD	NA	NA	NA	12.00	03/31/2021	---	237.42	0.00	0.00	(58.74)	178.68	178.68	
STLUCIE-Equities Sawgrass	410345102	HANESBRANDS ORD	NA	NA	NA	47.00	06/30/2021	---	886.78	0.00	0.00	(186.95)	699.83	699.83	
STLUCIE-Equities Sawgrass	410345102	HANESBRANDS ORD	NA	NA	NA	65.00	10/01/2021	---	1,228.18	0.00	0.00	(260.33)	967.85	967.85	
STLUCIE-Equities Sawgrass	410867105	HANOVER INSURANCE GROUP ORD	NA	NA	NA	12.00	02/28/2020	---	1,574.37	0.00	0.00	219.87	1,794.24	1,794.24	
STLUCIE-Equities Sawgrass	410867105	HANOVER INSURANCE GROUP ORD	NA	NA	NA	13.00	01/27/2021	---	1,515.54	0.00	0.00	428.22	1,943.76	1,943.76	
STLUCIE-Equities Sawgrass	410867105	HANOVER INSURANCE GROUP ORD	NA	NA	NA	18.00	03/16/2021	---	2,316.87	0.00	0.00	374.49	2,691.36	2,691.36	
STLUCIE-Equities Sawgrass	410867105	HANOVER INSURANCE GROUP ORD	NA	NA	NA	4.00	03/31/2021	---	526.50	0.00	0.00	71.58	598.08	598.08	
STLUCIE-Equities Sawgrass	413197104	HARMONY BIOSCIENCES HLDG ORD	NA	NA	NA	108.00	03/31/2022	---	5,465.23	0.00	0.00	(211.03)	5,254.20	5,254.20	
STLUCIE-Equities Sawgrass	419870100	HAWAIIAN ELECTRIC INDUSTRIES ORD	NA	NA	NA	118.00	10/01/2021	---	4,906.15	0.00	0.00	86.43	4,992.58	4,992.58	
STLUCIE-Equities Sawgrass	420261109	HAWKINS ORD	NA	NA	NA	46.00	03/31/2022	---	2,116.38	0.00	0.00	(4.98)	2,111.40	2,111.40	
STLUCIE-Equities Sawgrass	421906108	HEALTHCARE SERVICES GROUP ORD	NA	NA	NA	14.00	09/29/2020	---	295.79	0.00	0.00	(35.81)	259.98	259.98	
STLUCIE-Equities Sawgrass	421906108	HEALTHCARE SERVICES GROUP ORD	NA	NA	NA	70.00	01/27/2021	---	2,166.13	0.00	0.00	(866.23)	1,299.90	1,299.90	
STLUCIE-Equities Sawgrass	421906108	HEALTHCARE SERVICES GROUP ORD	NA	NA	NA	104.00	03/16/2021	---	3,068.18	0.00	0.00	(1,136.90)	1,931.28	1,931.28	
STLUCIE-Equities Sawgrass	421906108	HEALTHCARE SERVICES GROUP ORD	NA	NA	NA	38.00	06/30/2021	---	1,232.88	0.00	0.00	(527.22)	705.66	705.66	
STLUCIE-Equities Sawgrass	421906108	HEALTHCARE SERVICES GROUP ORD	NA	NA	NA	60.00	12/30/2021	---	1,049.54	0.00	0.00	64.66	1,114.20	1,114.20	
STLUCIE-Equities Sawgrass	42222N103	HEALTHSTREAM ORD	NA	NA	NA	242.00	06/30/2021	---	6,754.85	0.00	0.00	(1,934.21)	4,820.64	4,820.64	
STLUCIE-Equities Sawgrass	437076102	HOME DEPOT ORD	NA	NA	NA	101.00	06/29/2020	---	24,600.37	0.00	0.00	5,631.96	30,232.33	30,232.33	
STLUCIE-Equities Sawgrass	437076102	HOME DEPOT ORD	NA	NA	NA	130.00	09/02/2021	---	42,362.88	0.00	0.00	(3,449.98)	38,912.90	38,912.90	
STLUCIE-Equities Sawgrass	438516106	HONEYWELL INTERNATIONAL ORD	NA	NA	NA	95.00	12/08/2016	---	10,310.33	0.00	0.00	8,174.77	18,485.10	18,485.10	
STLUCIE-Equities Sawgrass	438516106	HONEYWELL INTERNATIONAL ORD	NA	NA	NA	75.00	12/09/2016	---	6,430.03	0.00	0.00	6,460.47	14,593.50	14,593.50	
STLUCIE-Equities Sawgrass	438516106	HONEYWELL INTERNATIONAL ORD	NA	NA	NA	65.00	06/04/2018	---	9,242.37	0.00	0.00	3,405.33	12,647.70	12,647.70	
STLUCIE-Equities Sawgrass	438516106	HONEYWELL INTERNATIONAL ORD	NA	NA	NA	70.00	09/02/2021	---	16,280.25	0.00	0.00	(2,659.65)	13,620.60	13,620.60	
STLUCIE-Equities Sawgrass	441593100	HOULIHAN LOK CL A ORD	NA	NA	NA	3.00	06/05/2020	---	180.92	0.00	0.00	82.49	263.40	263.40	
STLUCIE-Equities Sawgrass	441593100	HOULIHAN LOK CL A ORD	NA	NA	NA	40.00	06/22/2020	---	2,392.45	0.00	0.00	1,119.55	3,512.00	3,512.00	
STLUCIE-Equities Sawgrass	441593100	HOULIHAN LOK CL A ORD	NA	NA	NA	20.00	11/16/2020	---	1,289.42	0.00	0.00	466.58	1,756.00	1,756.00	
STLUCIE-Equities Sawgrass	441593100	HOULIHAN LOK CL A ORD	NA	NA	NA	30.00	01/27/2021	---	2,119.80	0.00	0.00	514.20	2,634.00	2,634.00	
STLUCIE-Equities Sawgrass	441593100	HOULIHAN LOK CL A ORD	NA	NA	NA	55.00	08/13/2021	---	4,879.99	0.00	0.00	(50.99)	4,829.00	4,829.00	
STLUCIE-Equities Sawgrass	441593100	HOULIHAN LOK CL A ORD	NA	NA	NA	20.00	11/09/2021	---	2,333.20	0.00	0.00	(577.20)	1,756.00	1,756.00	
STLUCIE-Equities Sawgrass	447011107	HUNTSMAN ORD	NA	NA	NA	124.00	04/01/2022	---	4,692.78	0.00	0.00	(41.54)	4,651.24	4,651.24	
STLUCIE-Equities Sawgrass	452308109	ILLINOIS TOOL ORD	NA	NA	NA	100.00	09/02/2021	---	23,301.93	122.00	0.00	(2,361.93)	20,940.00	20,940.00	
STLUCIE-Equities Sawgrass	45774W108	INSTEEL INDUSTRIES ORD	NA	NA	NA	122.00	04/01/2022	---	4,715.30	0.00	0.00	(202.52)	4,512.78	4,512.78	
STLUCIE-Equities Sawgrass	45781M101	INNOVIVA ORD	NA	NA	NA	280.00	12/30/2021	---	4,964.99	0.00	0.00	453.01	5,418.00	5,418.00	
STLUCIE-Equities Sawgrass	458140100	INTEL ORD	NA	NA	NA	332.00	12/08/2016	---	11,427.44	0.00	0.00	5,026.48	16,453.92	16,453.92	
STLUCIE-Equities Sawgrass	458140100	INTEL ORD	NA	NA	NA	300.00	12/09/2016	---	10,350.00	0.00	0.00	4,518.00	14,868.00	14,868.00	
STLUCIE-Equities Sawgrass	458140100	INTEL ORD	NA	NA	NA	50.00	07/19/2019	---	2,471.00	0.00	0.00	7.00	2,478.00	2,478.00	
STLUCIE-Equities Sawgrass	458140100	INTEL ORD	NA	NA	NA	125.00	09/13/2019	---	6,560.00	0.00	0.00	(365.00)	6,195.00	6,195.00	
STLUCIE-Equities Sawgrass	458140100	INTEL ORD	NA	NA	NA	48.00	09/23/2020	---	2,383.44	0.00	0.00	(4.56)	2,378.88	2,378.88	
STLUCIE-Equities Sawgrass	46005L101	INTERNATIONAL MONEY EXPRESS ORD	NA	NA	NA	258.00	03/31/2022	---	5,496.38	0.00	0.00	(179.00)	5,317.38	5,317.38	
STLUCIE-Equities Sawgrass	460690100	INTERPUBLIC GROUP OF COMPANIES ORD	NA	NA	NA	2,132.00	07/30/2020	---	39,085.10	0.00	0.00	36,494.30	75,579.40	75,579.40	
STLUCIE-Equities Sawgrass	460690100	INTERPUBLIC GROUP OF COMPANIES ORD	NA	NA	NA	8.00	09/29/2020	---	133.80	0.00	0.00	149.80	283.60	283.60	
STLUCIE-Equities Sawgrass	460690100	INTERPUBLIC GROUP OF COMPANIES ORD	NA	NA	NA	6.00	12/31/2020	---	142.80	0.00	0.00	69.90	212.70	212.70	
STLUCIE-Equities Sawgrass	460690100	INTERPUBLIC GROUP OF COMPANIES ORD	NA	NA	NA	98.00	01/27/2021	---	2,418.15	0.00	0.00	1,055.95	3,474.10	3,474.10	
STLUCIE-Equities Sawgrass	460690100	INTERPUBLIC GROUP OF COMPANIES ORD	NA	NA	NA	4.00	02/01/2021	---	99.98	0.00	0.00	41.82	141.80	141.80	
STLUCIE-Equities Sawgrass	460690100	INTERPUBLIC GROUP OF COMPANIES ORD	NA	NA	NA	154.00	03/16/2021	---	4,549.93	0.00	0.00	909.37	5,459.30	5,459.30	
STLUCIE-Equities Sawgrass	460690100	INTERPUBLIC GROUP OF COMPANIES ORD	NA	NA	NA	10.00	03/31/2021	---	284.85	0.00	0.00	69.65	354.50	354.50	
STLUCIE-Equities Sawgrass	460690100	INTERPUBLIC GROUP OF COMPANIES ORD	NA	NA	NA	24.00	06/30/2021	---	771.60	0.00	0.00	79.20	850.80	850.80	
STLUCIE-Equities Sawgrass	460690100	INTERPUBLIC GROUP OF COMPANIES ORD	NA	NA	NA	24.00	10/01/2021	---	905.40	0.00	0.00	(54.60)	850.80	850.80	
STLUCIE-Equities Sawgrass	46266A109	IRADIMED ORD	NA	NA	NA	205.00	09/14/2021	---	7,102.94	0.00	0.00	2,089.26	9,192.20	9,192.20	
STLUCIE-Equities Sawgrass	46266A109	IRADIMED ORD	NA	NA	NA	20.00	11/09/2021	---	765.31	0.00	0.00	131.49	896.80	896.80	
STLUCIE-Equities Sawgrass	46266A109	IRADIMED ORD	NA	NA	NA	75.00	12/14/2021	---	3,406.50	0.00	0.00	(43.50)	3,363.00	3,363.00	
STLUCIE-Equities Sawgrass	46284V101	IRON MOUNTAIN ORD	NA	NA	NA	0.00	07/01/2020	---	0.00	17.32	0.00	0.00	0.00	-	
STLUCIE-Equities Sawgrass	46284V101	IRON MOUNTAIN ORD	NA	NA	NA	0.00	12/31/2020	---	0.00	3.09	0.00	0.00	0.00	-	
STLUCIE-Equities Sawgrass	46284V101	IRON MOUNTAIN ORD	NA	NA	NA	0.00	01/27/2021	---	0.00	34.02	0.00	0.00	0.00	-	
STLUCIE-Equities Sawgrass	46284V101	IRON MOUNTAIN ORD	NA	NA	NA	0.00	03/16/2021	---	0.00	51.95	0.00	0.00	0.00	-	
STLUCIE-Equities Sawgrass	46284V101	IRON MOUNTAIN ORD	NA	NA	NA	0.00	03/31/2021	---	0.00	7.42	0.00	0.00	0.00	-	
STLUCIE-Equities Sawgrass	46284V101	IRON MOUNTAIN ORD	NA	NA	NA	0.00	06/30/2021	---	0.00	33.40	0.00	0.00	0.00	-	
STLUCIE-Equities Sawgrass	46333X108	IRONWOOD PHARMA CL A ORD	NA	NA	NA	560.00	01/29/2021	---	5,682.09	0.00	0.00	1,362.71	7,044.80	7,044.80	
STLUCIE-Equities Sawgrass	46333X108	IRONWOOD PHARMA CL A ORD	NA	NA	NA	115.00	02/26/2021	---	1,080.77	0.00	0.00	365.93	1,446.70	1,446.70	

**ST. LUCIE COUNTY BOARD OF COUNTY COMMISSIONERS
INVESTMENT PORTFOLIO
AS OF MARCH 31, 2022**

Account	Identifier	Description	S&P Rating	Fitch Rating	Moody's Rating	Current Units	Settle Date	Final Maturity	Book Value	Interest Due	Accrued Balance	Net Unrealized Gain/Loss	Market Value	Market Value + Accrued
STLUCIE-Equities Sawgrass	46333X108	IRONWOOD PHARMA CL A ORD	NA	NA	NA	65.00	03/31/2021	---	702.73	0.00	0.00	114.97	817.70	817.70
STLUCIE-Equities Sawgrass	46625H100	JPMORGAN CHASE ORD	NA	NA	NA	247.00	12/08/2016	---	20,545.41	0.00	0.00	13,125.63	33,671.04	33,671.04
STLUCIE-Equities Sawgrass	46625H100	JPMORGAN CHASE ORD	NA	NA	NA	250.00	12/09/2016	---	20,718.75	0.00	0.00	13,361.25	34,080.00	34,080.00
STLUCIE-Equities Sawgrass	46625H100	JPMORGAN CHASE ORD	NA	NA	NA	95.00	06/04/2018	---	10,224.85	0.00	0.00	2,725.55	12,950.40	12,950.40
STLUCIE-Equities Sawgrass	46625H100	JPMORGAN CHASE ORD	NA	NA	NA	48.00	06/05/2020	---	5,006.40	0.00	0.00	1,536.96	6,543.36	6,543.36
STLUCIE-Equities Sawgrass	466313103	JABIL ORD	NA	NA	NA	14.00	02/28/2020	---	487.47	0.00	0.00	376.75	864.22	864.22
STLUCIE-Equities Sawgrass	466313103	JABIL ORD	NA	NA	NA	9.00	03/31/2020	---	212.58	0.00	0.00	342.99	555.57	555.57
STLUCIE-Equities Sawgrass	466313103	JABIL ORD	NA	NA	NA	8.00	07/01/2020	---	255.57	0.00	0.00	238.27	493.84	493.84
STLUCIE-Equities Sawgrass	466313103	JABIL ORD	NA	NA	NA	2.00	09/29/2020	---	67.53	0.00	0.00	55.93	123.46	123.46
STLUCIE-Equities Sawgrass	466313103	JABIL ORD	NA	NA	NA	5.00	12/31/2020	---	211.60	0.00	0.00	97.05	308.65	308.65
STLUCIE-Equities Sawgrass	466313103	JABIL ORD	NA	NA	NA	69.00	01/27/2021	---	3,086.37	0.00	0.00	1,173.00	4,259.37	4,259.37
STLUCIE-Equities Sawgrass	466313103	JABIL ORD	NA	NA	NA	11.00	02/01/2021	---	460.35	0.00	0.00	218.68	679.03	679.03
STLUCIE-Equities Sawgrass	466313103	JABIL ORD	NA	NA	NA	115.00	03/16/2021	---	5,491.81	0.00	0.00	1,607.14	7,098.95	7,098.95
STLUCIE-Equities Sawgrass	466313103	JABIL ORD	NA	NA	NA	9.00	03/31/2021	---	461.57	0.00	0.00	94.00	555.57	555.57
STLUCIE-Equities Sawgrass	466313103	JABIL ORD	NA	NA	NA	9.00	06/30/2021	---	525.24	0.00	0.00	30.33	555.57	555.57
STLUCIE-Equities Sawgrass	478160104	JOHNSON & JOHNSON ORD	NA	NA	NA	185.00	02/23/2021	---	21,908.64	0.00	0.00	10,878.91	32,787.55	32,787.55
STLUCIE-Equities Sawgrass	478160104	JOHNSON & JOHNSON ORD	NA	NA	NA	60.00	06/19/2017	---	7,981.46	0.00	0.00	2,652.34	10,633.80	10,633.80
STLUCIE-Equities Sawgrass	478160104	JOHNSON & JOHNSON ORD	NA	NA	NA	70.00	02/28/2018	---	9,255.75	0.00	0.00	3,150.35	12,406.10	12,406.10
STLUCIE-Equities Sawgrass	478160104	JOHNSON & JOHNSON ORD	NA	NA	NA	76.00	06/04/2018	---	9,155.72	0.00	0.00	4,313.76	13,469.48	13,469.48
STLUCIE-Equities Sawgrass	478160104	JOHNSON & JOHNSON ORD	NA	NA	NA	47.00	04/22/2019	---	6,535.82	0.00	0.00	1,793.99	8,329.81	8,329.81
STLUCIE-Equities Sawgrass	478160104	JOHNSON & JOHNSON ORD	NA	NA	NA	20.00	07/28/2020	---	2,955.80	0.00	0.00	588.80	3,544.60	3,544.60
STLUCIE-Equities Sawgrass	478160104	JOHNSON & JOHNSON ORD	NA	NA	NA	120.00	09/02/2021	---	20,787.16	0.00	0.00	480.44	21,267.60	21,267.60
STLUCIE-Equities Sawgrass	48020Q107	JONES LANG LASALLE ORD	NA	NA	NA	2.00	01/27/2021	---	321.46	0.00	0.00	157.46	478.92	478.92
STLUCIE-Equities Sawgrass	48020Q107	JONES LANG LASALLE ORD	NA	NA	NA	6.00	02/01/2021	---	926.58	0.00	0.00	510.18	1,436.76	1,436.76
STLUCIE-Equities Sawgrass	48020Q107	JONES LANG LASALLE ORD	NA	NA	NA	34.00	03/16/2021	---	5,954.76	0.00	0.00	2,186.88	8,141.64	8,141.64
STLUCIE-Equities Sawgrass	48123V102	ZIFF DAVIS ORD	NA	NA	NA	50.00	05/10/2021	---	5,020.90	0.00	0.00	(181.90)	4,839.00	4,839.00
STLUCIE-Equities Sawgrass	48203R104	JUNIPER NETWORKS ORD	NA	NA	NA	140.00	12/30/2021	---	4,934.72	0.00	0.00	267.68	5,202.40	5,202.40
STLUCIE-Equities Sawgrass	48242W106	KBR ORD	NA	NA	NA	195.00	09/14/2021	---	7,690.27	23.40	0.00	2,982.08	10,672.35	10,672.35
STLUCIE-Equities Sawgrass	48242W106	KBR ORD	NA	NA	NA	29.00	02/28/2022	---	1,372.57	3.48	0.00	214.60	1,587.17	1,587.17
STLUCIE-Equities Sawgrass	49271V100	KEURIG DR PEPPER ORD	NA	NA	NA	760.00	09/02/2021	---	26,882.34	142.50	0.00	1,921.66	28,804.00	28,804.00
STLUCIE-Equities Sawgrass	49271V100	KEURIG DR PEPPER ORD	NA	NA	NA	1,858.00	02/24/2022	---	71,480.23	348.38	0.00	(1,062.03)	70,418.20	70,418.20
STLUCIE-Equities Sawgrass	49271V100	KEURIG DR PEPPER ORD	NA	NA	NA	1,455.00	03/02/2022	---	55,301.35	272.81	0.00	(156.85)	55,144.50	55,144.50
STLUCIE-Equities Sawgrass	49271V100	KEURIG DR PEPPER ORD	NA	NA	NA	582.00	03/10/2022	---	21,733.80	109.13	0.00	324.00	22,057.80	22,057.80
STLUCIE-Equities Sawgrass	49271V100	KEURIG DR PEPPER ORD	NA	NA	NA	571.00	03/11/2022	---	21,573.52	107.06	0.00	67.38	21,640.90	21,640.90
STLUCIE-Equities Sawgrass	49271V100	KEURIG DR PEPPER ORD	NA	NA	NA	300.00	03/22/2022	---	11,278.11	56.25	0.00	91.89	11,370.00	11,370.00
STLUCIE-Equities Sawgrass	49271V100	KEURIG DR PEPPER ORD	NA	NA	NA	322.00	03/30/2022	---	12,166.42	60.38	0.00	37.38	12,203.80	12,203.80
STLUCIE-Equities Sawgrass	49338L103	KEYSIGHT TECHNOLOGIES ORD	NA	NA	NA	115.00	06/21/2021	---	17,293.23	0.00	0.00	873.32	18,166.55	18,166.55
STLUCIE-Equities Sawgrass	493732101	KFORCE ORD	NA	NA	NA	75.00	11/09/2021	---	5,656.84	0.00	0.00	(109.09)	5,547.75	5,547.75
STLUCIE-Equities Sawgrass	49714P108	KINSALE CAPITAL GROUP ORD	NA	NA	NA	17.00	02/12/2020	---	2,075.72	0.00	0.00	1,800.62	3,876.34	3,876.34
STLUCIE-Equities Sawgrass	49714P108	KINSALE CAPITAL GROUP ORD	NA	NA	NA	20.00	05/07/2020	---	2,573.31	0.00	0.00	1,987.09	4,560.40	4,560.40
STLUCIE-Equities Sawgrass	49714P108	KINSALE CAPITAL GROUP ORD	NA	NA	NA	10.00	07/21/2020	---	1,622.47	0.00	0.00	657.73	2,280.20	2,280.20
STLUCIE-Equities Sawgrass	49714P108	KINSALE CAPITAL GROUP ORD	NA	NA	NA	5.00	11/19/2020	---	1,164.89	0.00	0.00	(24.79)	1,140.10	1,140.10
STLUCIE-Equities Sawgrass	49714P108	KINSALE CAPITAL GROUP ORD	NA	NA	NA	5.00	11/09/2021	---	1,030.87	0.00	0.00	109.23	1,140.10	1,140.10
STLUCIE-Equities Sawgrass	499049104	KNIGHT SWIFT TRANSPRTATN CL A ORD	NA	NA	NA	180.00	12/30/2021	---	11,000.54	0.00	0.00	(1,917.74)	9,082.80	9,082.80
STLUCIE-Equities Sawgrass	50187A107	LHC GROUP ORD	NA	NA	NA	9.00	06/29/2020	---	1,529.38	0.00	0.00	(11.98)	1,517.40	1,517.40
STLUCIE-Equities Sawgrass	50187A107	LHC GROUP ORD	NA	NA	NA	9.00	01/27/2021	---	2,003.33	0.00	0.00	(485.93)	1,517.40	1,517.40
STLUCIE-Equities Sawgrass	50187A107	LHC GROUP ORD	NA	NA	NA	13.00	03/16/2021	---	2,512.09	0.00	0.00	(320.29)	2,191.80	2,191.80
STLUCIE-Equities Sawgrass	50187A107	LHC GROUP ORD	NA	NA	NA	2.00	03/31/2021	---	375.64	0.00	0.00	(38.44)	337.20	337.20
STLUCIE-Equities Sawgrass	50540R409	LABORATORY CORPRTN OF AMER HLDGS ORD	NA	NA	NA	80.00	09/02/2021	---	24,335.89	0.00	0.00	(3,243.09)	21,092.80	21,092.80
STLUCIE-Equities Sawgrass	50540R409	LABORATORY CORPRTN OF AMER HLDGS ORD	NA	NA	NA	16.00	01/06/2022	---	4,658.16	0.00	0.00	(439.60)	4,218.56	4,218.56
STLUCIE-Equities Sawgrass	516544103	LANTHEUS HOLDINGS ORD	NA	NA	NA	109.00	02/28/2022	---	4,256.45	0.00	0.00	1,772.34	6,028.79	6,028.79
STLUCIE-Equities Sawgrass	525327102	LEIDOS HOLDINGS ORD	NA	NA	NA	760.00	08/18/2021	---	72,706.92	0.00	0.00	9,388.28	82,095.20	82,095.20
STLUCIE-Equities Sawgrass	525327102	LEIDOS HOLDINGS ORD	NA	NA	NA	420.00	09/30/2021	---	40,528.24	0.00	0.00	4,840.16	45,368.40	45,368.40
STLUCIE-Equities Sawgrass	525327102	LEIDOS HOLDINGS ORD	NA	NA	NA	330.00	11/04/2021	---	32,476.82	0.00	0.00	3,169.78	35,646.60	35,646.60
STLUCIE-Equities Sawgrass	525327102	LEIDOS HOLDINGS ORD	NA	NA	NA	180.00	11/18/2021	---	17,018.59	0.00	0.00	2,425.01	19,443.60	19,443.60
STLUCIE-Equities Sawgrass	525327102	LEIDOS HOLDINGS ORD	NA	NA	NA	100.00	12/14/2021	---	8,909.85	0.00	0.00	1,892.15	10,802.00	10,802.00
STLUCIE-Equities Sawgrass	525327102	LEIDOS HOLDINGS ORD	NA	NA	NA	211.00	03/31/2022	---	22,531.17	0.00	0.00	261.05	22,792.22	22,792.22
STLUCIE-Equities Sawgrass	525558201	LEMAITRE VASCULAR ORD	NA	NA	NA	45.00	09/11/2020	---	1,425.76	0.00	0.00	665.39	2,091.15	2,091.15
STLUCIE-Equities Sawgrass	525558201	LEMAITRE VASCULAR ORD	NA	NA	NA	60.00	09/25/2020	---	2,023.73	0.00	0.00	764.47	2,788.20	2,788.20
STLUCIE-Equities Sawgrass	546347105	LOUISIANA PACIFIC ORD	NA	NA	NA	85.00	12/30/2021	---	6,706.50	0.00	0.00	(1,426.30)	5,280.20	5,280.20
STLUCIE-Equities Sawgrass	552690109	MDU RESOURCES GROUP ORD	NA	NA	NA	44.00	12/31/2020	---	1,154.13	9.57	0.00	18.47	1,172.60	1,172.60
STLUCIE-Equities Sawgrass	552690109	MDU RESOURCES GROUP ORD	NA	NA	NA	66.00	01/27/2021	---	1,844.63	14.36	0.00	(85.73)	1,758.90	1,758.90
STLUCIE-Equities Sawgrass	552690109	MDU RESOURCES GROUP ORD	NA	NA	NA	7.00	02/01/2021	---	188.09	1.52	0.00	(1.54)	186.55	186.55
STLUCIE-Equities Sawgrass	552690109	MDU RESOURCES GROUP ORD	NA	NA	NA	105.00	03/16/2021	---	3,263.40	22.84	0.00	(465.15)	2,798.25	2,798.25
STLUCIE-Equities Sawgrass	55616P104	MACYS ORD	NA	NA	NA	169.00	01/27/2021	---	2,502.05	26.62	0.00	1,614.79	4,116.84	4,116.84
STLUCIE-Equities Sawgrass	55616P104	MACYS ORD	NA	NA	NA	178.00	03/16/2021	---	3,190.95	28.03	0.00	1,145.13	4,336.08	4,336.08
STLUCIE-Equities Sawgrass	55616P104	MACYS ORD	NA	NA	NA	33.00	03/31/2021	---	527.08	5.20	0.00	276.80	803.88	803.88
STLUCIE-Equities Sawgrass	55616P104	MACYS ORD	NA	NA	NA	214.00	06/30/2021	---	4,161.49	33.70	0.00	1,051.55	5,213.04	5,213.04
STLUCIE-Equities Sawgrass	55616P104	MACYS ORD	NA	NA	NA	21.00	10/01/2021	---	531.93	3.31	0.00	(20.37)	511.56	511.56

**ST. LUCIE COUNTY BOARD OF COUNTY COMMISSIONERS
INVESTMENT PORTFOLIO
AS OF MARCH 31, 2022**

Account	Identifier	Description	S&P Rating	Fitch Rating	Moody's Rating	Current Units	Settle Date	Final Maturity	Book Value	Interest Due	Accrued Balance	Net Unrealized Gain/Loss	Market Value	Market Value + Accrued
STLUCIE-Equities Sawgrass	562750109	MANHATTAN ASSOCIATES ORD	NA	NA	NA	15.00	07/25/2019	---	1,086.68	0.00	0.00	993.97	2,080.65	2,080.65
STLUCIE-Equities Sawgrass	562750109	MANHATTAN ASSOCIATES ORD	NA	NA	NA	30.00	07/29/2019	---	2,602.35	0.00	0.00	1,558.95	4,161.30	4,161.30
STLUCIE-Equities Sawgrass	565849106	MARATHON OIL ORD	NA	NA	NA	246.00	01/04/2021	---	1,676.49	0.00	0.00	4,500.57	6,177.06	6,177.06
STLUCIE-Equities Sawgrass	565849106	MARATHON OIL ORD	NA	NA	NA	211.00	01/27/2021	---	1,684.84	0.00	0.00	3,613.37	5,298.21	5,298.21
STLUCIE-Equities Sawgrass	565849106	MARATHON OIL ORD	NA	NA	NA	250.00	02/01/2021	---	1,868.75	0.00	0.00	4,408.75	6,277.50	6,277.50
STLUCIE-Equities Sawgrass	565849106	MARATHON OIL ORD	NA	NA	NA	516.00	03/16/2021	---	6,371.57	0.00	0.00	6,585.19	12,956.76	12,956.76
STLUCIE-Equities Sawgrass	565849106	MARATHON OIL ORD	NA	NA	NA	21.00	03/31/2021	---	230.48	0.00	0.00	296.83	527.31	527.31
STLUCIE-Equities Sawgrass	565849106	MARATHON OIL ORD	NA	NA	NA	41.00	10/01/2021	---	563.14	0.00	0.00	466.37	1,029.51	1,029.51
STLUCIE-Equities Sawgrass	56585A102	MARATHON PETROLEUM ORD	NA	NA	NA	26.60	12/08/2016	---	1,237.01	0.00	0.00	1,037.15	2,274.16	2,274.16
STLUCIE-Equities Sawgrass	56585A102	MARATHON PETROLEUM ORD	NA	NA	NA	233.75	12/09/2016	---	11,121.25	0.00	0.00	8,864.38	19,985.63	19,985.63
STLUCIE-Equities Sawgrass	56585A102	MARATHON PETROLEUM ORD	NA	NA	NA	407.65	01/05/2018	---	25,461.43	0.00	0.00	9,392.77	34,854.21	34,854.21
STLUCIE-Equities Sawgrass	56585A102	MARATHON PETROLEUM ORD	NA	NA	NA	25.00	07/19/2019	---	1,370.75	0.00	0.00	766.75	2,137.50	2,137.50
STLUCIE-Equities Sawgrass	56585A102	MARATHON PETROLEUM ORD	NA	NA	NA	124.00	02/01/2021	---	5,472.36	0.00	0.00	5,129.64	10,602.00	10,602.00
STLUCIE-Equities Sawgrass	566324109	MARCUS & MILLICHAP INC. ORD	NA	NA	NA	19.00	02/28/2020	---	648.96	23.75	0.00	351.96	1,000.92	1,000.92
STLUCIE-Equities Sawgrass	566324109	MARCUS & MILLICHAP INC. ORD	NA	NA	NA	2.00	12/31/2020	---	75.30	2.50	0.00	30.06	105.36	105.36
STLUCIE-Equities Sawgrass	566324109	MARCUS & MILLICHAP INC. ORD	NA	NA	NA	43.00	01/27/2021	---	1,711.88	53.75	0.00	553.36	2,265.24	2,265.24
STLUCIE-Equities Sawgrass	566324109	MARCUS & MILLICHAP INC. ORD	NA	NA	NA	65.00	03/16/2021	---	2,210.63	81.25	0.00	1,213.57	3,424.20	3,424.20
STLUCIE-Equities Sawgrass	566324109	MARCUS & MILLICHAP INC. ORD	NA	NA	NA	12.00	03/31/2021	---	398.86	15.00	0.00	233.30	632.16	632.16
STLUCIE-Equities Sawgrass	566324109	MARCUS & MILLICHAP INC. ORD	NA	NA	NA	16.00	06/30/2021	---	632.10	20.00	0.00	210.78	842.88	842.88
STLUCIE-Equities Sawgrass	571748102	MARSH & MCLENNAN ORD	NA	NA	NA	250.00	09/02/2021	---	39,366.58	0.00	0.00	3,238.43	42,605.00	42,605.00
STLUCIE-Equities Sawgrass	57636Q104	MASTERCARD CL A ORD	NA	NA	NA	50.00	09/02/2021	---	17,665.50	0.00	0.00	203.50	17,869.00	17,869.00
STLUCIE-Equities Sawgrass	579780206	MCCORMICK ORD	NA	NA	NA	69.00	01/28/2021	---	6,612.89	0.00	0.00	273.31	6,886.20	6,886.20
STLUCIE-Equities Sawgrass	579780206	MCCORMICK ORD	NA	NA	NA	360.00	02/01/2021	---	32,866.56	0.00	0.00	3,061.44	35,928.00	35,928.00
STLUCIE-Equities Sawgrass	579780206	MCCORMICK ORD	NA	NA	NA	220.00	11/02/2021	---	17,864.33	0.00	0.00	4,091.67	21,956.00	21,956.00
STLUCIE-Equities Sawgrass	579780206	MCCORMICK ORD	NA	NA	NA	170.00	11/12/2021	---	13,683.27	0.00	0.00	3,282.73	16,966.00	16,966.00
STLUCIE-Equities Sawgrass	579780206	MCCORMICK ORD	NA	NA	NA	448.00	02/04/2022	---	45,570.96	0.00	0.00	(860.56)	44,710.40	44,710.40
STLUCIE-Equities Sawgrass	579780206	MCCORMICK ORD	NA	NA	NA	471.00	02/11/2022	---	48,202.38	0.00	0.00	(1,196.58)	47,005.80	47,005.80
STLUCIE-Equities Sawgrass	579780206	MCCORMICK ORD	NA	NA	NA	180.00	02/14/2022	---	18,151.22	0.00	0.00	(187.22)	17,964.00	17,964.00
STLUCIE-Equities Sawgrass	579780206	MCCORMICK ORD	NA	NA	NA	57.00	02/18/2022	---	5,629.22	0.00	0.00	59.38	5,688.60	5,688.60
STLUCIE-Equities Sawgrass	579780206	MCCORMICK ORD	NA	NA	NA	94.00	03/21/2022	---	8,949.38	0.00	0.00	431.82	9,381.20	9,381.20
STLUCIE-Equities Sawgrass	580135101	MCDONALD'S ORD	NA	NA	NA	70.00	12/14/2021	---	18,454.04	0.00	0.00	(1,144.44)	17,309.60	17,309.60
STLUCIE-Equities Sawgrass	58506Q109	MEDPACE HOLDINGS ORD	NA	NA	NA	45.00	03/18/2020	---	3,249.87	0.00	0.00	4,111.68	7,361.55	7,361.55
STLUCIE-Equities Sawgrass	58506Q109	MEDPACE HOLDINGS ORD	NA	NA	NA	20.00	05/19/2020	---	1,666.15	0.00	0.00	1,605.65	3,271.80	3,271.80
STLUCIE-Equities Sawgrass	58506Q109	MEDPACE HOLDINGS ORD	NA	NA	NA	5.00	11/09/2021	---	1,128.48	0.00	0.00	(310.53)	817.95	817.95
STLUCIE-Equities Sawgrass	58506Q109	MEDPACE HOLDINGS ORD	NA	NA	NA	5.00	12/14/2021	---	1,027.59	0.00	0.00	(209.64)	817.95	817.95
STLUCIE-Equities Sawgrass	589400100	MERCURY GENERAL ORD	NA	NA	NA	19.00	02/28/2020	---	911.13	0.00	0.00	133.87	1,045.00	1,045.00
STLUCIE-Equities Sawgrass	589400100	MERCURY GENERAL ORD	NA	NA	NA	40.00	01/27/2021	---	2,097.60	0.00	0.00	102.40	2,200.00	2,200.00
STLUCIE-Equities Sawgrass	589400100	MERCURY GENERAL ORD	NA	NA	NA	2.00	02/01/2021	---	108.91	0.00	0.00	1.09	110.00	110.00
STLUCIE-Equities Sawgrass	589400100	MERCURY GENERAL ORD	NA	NA	NA	64.00	03/16/2021	---	4,093.90	0.00	0.00	(573.90)	3,520.00	3,520.00
STLUCIE-Equities Sawgrass	589400100	MERCURY GENERAL ORD	NA	NA	NA	5.00	03/31/2021	---	303.70	0.00	0.00	(28.70)	275.00	275.00
STLUCIE-Equities Sawgrass	589400100	MERCURY GENERAL ORD	NA	NA	NA	20.00	06/30/2021	---	1,259.00	0.00	0.00	(159.00)	1,100.00	1,100.00
STLUCIE-Equities Sawgrass	589889104	MERIT MEDICAL SYSTEMS ORD	NA	NA	NA	65.00	06/02/2020	---	2,820.03	0.00	0.00	1,503.77	4,323.80	4,323.80
STLUCIE-Equities Sawgrass	589889104	MERIT MEDICAL SYSTEMS ORD	NA	NA	NA	50.00	12/08/2020	---	2,913.25	0.00	0.00	412.75	3,326.00	3,326.00
STLUCIE-Equities Sawgrass	594918104	MICROSOFT ORD	NA	NA	NA	151.00	01/26/2022	---	43,935.72	0.00	0.00	2,619.09	46,554.81	46,554.81
STLUCIE-Equities Sawgrass	594918104	MICROSOFT ORD	NA	NA	NA	125.00	01/27/2022	---	36,060.81	0.00	0.00	2,477.94	38,538.75	38,538.75
STLUCIE-Equities Sawgrass	594918104	MICROSOFT ORD	NA	NA	NA	104.00	01/31/2022	---	31,128.19	0.00	0.00	936.05	32,064.24	32,064.24
STLUCIE-Equities Sawgrass	60783X104	MODIVCARE ORD	NA	NA	NA	9.00	02/28/2020	---	608.50	0.00	0.00	430.01	1,038.51	1,038.51
STLUCIE-Equities Sawgrass	60783X104	MODIVCARE ORD	NA	NA	NA	19.00	01/27/2021	---	3,162.98	0.00	0.00	(970.57)	2,192.41	2,192.41
STLUCIE-Equities Sawgrass	60783X104	MODIVCARE ORD	NA	NA	NA	30.00	03/16/2021	---	4,519.25	0.00	0.00	(1,057.55)	3,461.70	3,461.70
STLUCIE-Equities Sawgrass	60783X104	MODIVCARE ORD	NA	NA	NA	2.00	03/31/2021	---	300.15	0.00	0.00	(69.37)	230.78	230.78
STLUCIE-Equities Sawgrass	60855R100	MOLINA HEALTHCARE ORD	NA	NA	NA	2.00	02/28/2020	---	258.25	0.00	0.00	408.93	667.18	667.18
STLUCIE-Equities Sawgrass	60855R100	MOLINA HEALTHCARE ORD	NA	NA	NA	1.00	09/29/2020	---	159.33	0.00	0.00	174.26	333.59	333.59
STLUCIE-Equities Sawgrass	60855R100	MOLINA HEALTHCARE ORD	NA	NA	NA	10.00	01/27/2021	---	2,258.25	0.00	0.00	1,077.65	3,335.90	3,335.90
STLUCIE-Equities Sawgrass	60855R100	MOLINA HEALTHCARE ORD	NA	NA	NA	15.00	03/16/2021	---	3,473.29	0.00	0.00	1,530.56	5,003.85	5,003.85
STLUCIE-Equities Sawgrass	624756102	MUELLER INDUSTRIES ORD	NA	NA	NA	95.00	12/14/2021	---	5,474.96	23.75	0.00	(328.81)	5,146.15	5,146.15
STLUCIE-Equities Sawgrass	624756102	MUELLER INDUSTRIES ORD	NA	NA	NA	47.00	02/28/2022	---	2,630.28	11.75	0.00	(84.29)	2,545.99	2,545.99
STLUCIE-Equities Sawgrass	624756102	MUELLER INDUSTRIES ORD	NA	NA	NA	34.00	03/31/2022	---	1,989.68	0.00	0.00	(147.90)	1,841.78	1,841.78
STLUCIE-Equities Sawgrass	624756102	MUELLER INDUSTRIES ORD	NA	NA	NA	85.00	04/01/2022	---	4,724.37	0.00	0.00	(119.92)	4,604.45	4,604.45
STLUCIE-Equities Sawgrass	624758108	MUELLER WATER PRODUCTS SER A ORD	NA	NA	NA	365.00	04/01/2022	---	4,730.40	0.00	0.00	(14.60)	4,715.80	4,715.80
STLUCIE-Equities Sawgrass	62886E108	NCR ORD	NA	NA	NA	108.00	06/30/2021	---	4,987.44	0.00	0.00	(646.92)	4,340.52	4,340.52
STLUCIE-Equities Sawgrass	62886E108	NCR ORD	NA	NA	NA	27.00	10/01/2021	---	1,052.46	0.00	0.00	32.67	1,085.13	1,085.13
STLUCIE-Equities Sawgrass	629377508	NRG ENERGY ORD	NA	NA	NA	117.00	10/01/2021	---	4,903.06	0.00	0.00	(414.94)	4,488.12	4,488.12
STLUCIE-Equities Sawgrass	629377508	NRG ENERGY ORD	NA	NA	NA	90.00	12/30/2021	---	3,857.21	4.00	0.00	(404.81)	3,452.40	3,452.40
STLUCIE-Equities Sawgrass	635906100	NATIONAL HEALTHCARE ORD	NA	NA	NA	10.00	02/28/2020	---	757.50	5.50	0.00	(55.20)	702.30	702.30
STLUCIE-Equities Sawgrass	635906100	NATIONAL HEALTHCARE ORD	NA	NA	NA	19.00	01/27/2021	---	1,301.82	10.45	0.00	32.55	1,334.37	1,334.37
STLUCIE-Equities Sawgrass	635906100	NATIONAL HEALTHCARE ORD	NA	NA	NA	5.00	02/01/2021	---	328.15	2.75	0.00	23.00	351.15	351.15
STLUCIE-Equities Sawgrass	635906100	NATIONAL HEALTHCARE ORD	NA	NA	NA	35.00	03/16/2021	---	2,674.99	19.25	0.00	(216.94)	2,458.05	2,458.05
STLUCIE-Equities Sawgrass	635906100	NATIONAL HEALTHCARE ORD	NA	NA	NA	3.00	03/31/2021	---	231.30	1.65	0.00	(20.61)	210.69	210.69
STLUCIE-Equities Sawgrass	635906100	NATIONAL HEALTHCARE ORD	NA	NA	NA	10.00	06/30/2021	---	698.20	5.50	0.00	4.10	702.30	702.30

**ST. LUCIE COUNTY BOARD OF COUNTY COMMISSIONERS
INVESTMENT PORTFOLIO
AS OF MARCH 31, 2022**

Account	Identifier	Description	S&P	Fitch	Moody's	Current Units	Settle Date	Final Maturity	Book Value	Interest Due	Accrued Balance	Net Unrealized Gain/Loss	Market Value	Market Value +
			Rating	Rating	Rating									Accrued
STLUCIE-Equities Sawgrass	637372202	NATIONAL RESEARCH ORD	NA	NA	NA	13.00	11/19/2020	---	733.70	3.12	0.00	(218.25)	515.45	515.45
STLUCIE-Equities Sawgrass	637372202	NATIONAL RESEARCH ORD	NA	NA	NA	4.00	12/31/2020	---	175.44	0.96	0.00	(16.84)	158.60	158.60
STLUCIE-Equities Sawgrass	637372202	NATIONAL RESEARCH ORD	NA	NA	NA	27.00	01/27/2021	---	1,280.19	6.48	0.00	(209.64)	1,070.55	1,070.55
STLUCIE-Equities Sawgrass	637372202	NATIONAL RESEARCH ORD	NA	NA	NA	4.00	02/01/2021	---	186.08	0.96	0.00	(27.48)	158.60	158.60
STLUCIE-Equities Sawgrass	637372202	NATIONAL RESEARCH ORD	NA	NA	NA	43.00	03/16/2021	---	2,228.95	10.32	0.00	(524.00)	1,704.95	1,704.95
STLUCIE-Equities Sawgrass	637372202	NATIONAL RESEARCH ORD	NA	NA	NA	19.00	03/31/2021	---	871.72	4.56	0.00	(118.37)	753.35	753.35
STLUCIE-Equities Sawgrass	637372202	NATIONAL RESEARCH ORD	NA	NA	NA	11.00	06/30/2021	---	514.25	2.64	0.00	(78.10)	436.15	436.15
STLUCIE-Equities Sawgrass	637372202	NATIONAL RESEARCH ORD	NA	NA	NA	111.00	04/01/2022	---	4,396.82	0.00	0.00	4.33	4,401.15	4,401.15
STLUCIE-Equities Sawgrass	63938C108	NAVIENT ORD	NA	NA	NA	285.00	01/04/2021	---	2,825.78	0.00	0.00	2,030.62	4,856.40	4,856.40
STLUCIE-Equities Sawgrass	64111Q104	NETGEAR ORD	NA	NA	NA	115.00	03/16/2021	---	4,960.67	0.00	0.00	(2,122.47)	2,838.20	2,838.20
STLUCIE-Equities Sawgrass	64111Q104	NETGEAR ORD	NA	NA	NA	27.00	03/31/2021	---	1,106.71	0.00	0.00	(440.35)	666.36	666.36
STLUCIE-Equities Sawgrass	64111Q104	NETGEAR ORD	NA	NA	NA	5.00	03/31/2021	---	214.20	0.00	0.00	(90.80)	123.40	123.40
STLUCIE-Equities Sawgrass	64111Q104	NETGEAR ORD	NA	NA	NA	19.00	06/30/2021	---	745.75	0.00	0.00	(276.83)	468.92	468.92
STLUCIE-Equities Sawgrass	64111Q104	NETGEAR ORD	NA	NA	NA	15.00	10/01/2021	---	498.38	0.00	0.00	(128.18)	370.20	370.20
STLUCIE-Equities Sawgrass	64111Q104	NETGEAR ORD	NA	NA	NA	177.00	04/01/2022	---	4,420.52	0.00	0.00	(52.16)	4,368.36	4,368.36
STLUCIE-Equities Sawgrass	65336K103	NEXSTAR MEDIA GROUP CL A ORD	NA	NA	NA	25.00	12/14/2021	---	3,853.06	0.00	0.00	858.94	4,712.00	4,712.00
STLUCIE-Equities Sawgrass	65336K103	NEXSTAR MEDIA GROUP CL A ORD	NA	NA	NA	11.00	02/28/2022	---	1,856.09	0.00	0.00	217.19	2,073.28	2,073.28
STLUCIE-Equities Sawgrass	65336K103	NEXSTAR MEDIA GROUP CL A ORD	NA	NA	NA	14.00	03/31/2022	---	2,623.22	0.00	0.00	15.50	2,638.72	2,638.72
STLUCIE-Equities Sawgrass	65342T106	NI HOLDINGS ORD	NA	NA	NA	59.00	02/28/2020	---	857.76	0.00	0.00	142.88	1,000.64	1,000.64
STLUCIE-Equities Sawgrass	65342T106	NI HOLDINGS ORD	NA	NA	NA	8.00	12/31/2020	---	135.76	0.00	0.00	(0.08)	135.68	135.68
STLUCIE-Equities Sawgrass	65342T106	NI HOLDINGS ORD	NA	NA	NA	109.00	01/27/2021	---	1,886.91	0.00	0.00	(38.27)	1,848.64	1,848.64
STLUCIE-Equities Sawgrass	65342T106	NI HOLDINGS ORD	NA	NA	NA	20.00	02/01/2021	---	343.40	0.00	0.00	(4.20)	339.20	339.20
STLUCIE-Equities Sawgrass	65342T106	NI HOLDINGS ORD	NA	NA	NA	184.00	03/16/2021	---	3,596.19	0.00	0.00	(475.55)	3,120.64	3,120.64
STLUCIE-Equities Sawgrass	65342T106	NI HOLDINGS ORD	NA	NA	NA	19.00	03/31/2021	---	373.33	0.00	0.00	(51.09)	322.24	322.24
STLUCIE-Equities Sawgrass	654106103	NIKE CL B ORD	NA	NA	NA	160.00	09/02/2021	---	26,381.92	48.80	0.00	(4,852.32)	21,529.60	21,529.60
STLUCIE-Equities Sawgrass	680223104	OLD REPUBLIC INTERNATIONAL ORD	NA	NA	NA	205.00	12/30/2021	---	5,033.26	0.00	0.00	270.09	5,303.35	5,303.35
STLUCIE-Equities Sawgrass	68213N109	OMNICELL ORD	NA	NA	NA	35.00	11/19/2020	---	3,576.57	0.00	0.00	955.58	4,532.15	4,532.15
STLUCIE-Equities Sawgrass	68213N109	OMNICELL ORD	NA	NA	NA	40.00	12/08/2020	---	4,333.77	0.00	0.00	845.83	5,179.60	5,179.60
STLUCIE-Equities Sawgrass	68213N109	OMNICELL ORD	NA	NA	NA	10.00	11/09/2021	---	1,774.16	0.00	0.00	(479.26)	1,294.90	1,294.90
STLUCIE-Equities Sawgrass	68389X105	ORACLE ORD	NA	NA	NA	535.00	02/05/2021	---	33,323.01	0.00	0.00	10,937.54	44,260.55	44,260.55
STLUCIE-Equities Sawgrass	68389X105	ORACLE ORD	NA	NA	NA	267.00	03/02/2021	---	17,568.28	0.00	0.00	4,520.63	22,088.91	22,088.91
STLUCIE-Equities Sawgrass	68389X105	ORACLE ORD	NA	NA	NA	630.00	03/15/2021	---	41,316.91	0.00	0.00	10,802.99	52,119.90	52,119.90
STLUCIE-Equities Sawgrass	69349H107	PNM RESOURCES ORD	NA	NA	NA	98.00	10/01/2021	---	4,862.57	0.00	0.00	(190.91)	4,671.66	4,671.66
STLUCIE-Equities Sawgrass	69349H107	PNM RESOURCES ORD	NA	NA	NA	92.00	04/01/2022	---	4,393.92	0.00	0.00	(8.28)	4,385.64	4,385.64
STLUCIE-Equities Sawgrass	69351T106	PPL ORD	NA	NA	NA	945.00	11/27/2017	---	34,074.05	189.00	0.00	(7,084.85)	26,989.20	26,989.20
STLUCIE-Equities Sawgrass	69351T106	PPL ORD	NA	NA	NA	500.00	07/19/2018	---	14,302.55	100.00	0.00	(22.55)	14,280.00	14,280.00
STLUCIE-Equities Sawgrass	69351T106	PPL ORD	NA	NA	NA	550.00	10/19/2018	---	17,070.68	110.00	0.00	(1,362.68)	15,708.00	15,708.00
STLUCIE-Equities Sawgrass	69351T106	PPL ORD	NA	NA	NA	75.00	07/19/2019	---	2,289.00	15.00	0.00	(147.00)	2,142.00	2,142.00
STLUCIE-Equities Sawgrass	695127100	PACIRA BIOSCIENCES ORD	NA	NA	NA	10.00	06/29/2020	---	452.16	0.00	0.00	311.05	763.20	763.20
STLUCIE-Equities Sawgrass	695127100	PACIRA BIOSCIENCES ORD	NA	NA	NA	35.00	09/11/2020	---	2,169.83	0.00	0.00	501.37	2,671.20	2,671.20
STLUCIE-Equities Sawgrass	695127100	PACIRA BIOSCIENCES ORD	NA	NA	NA	30.00	09/25/2020	---	1,782.20	0.00	0.00	507.40	2,289.60	2,289.60
STLUCIE-Equities Sawgrass	695127100	PACIRA BIOSCIENCES ORD	NA	NA	NA	30.00	01/04/2021	---	1,802.11	0.00	0.00	487.49	2,289.60	2,289.60
STLUCIE-Equities Sawgrass	695127100	PACIRA BIOSCIENCES ORD	NA	NA	NA	30.00	02/11/2021	---	2,262.60	0.00	0.00	27.00	2,289.60	2,289.60
STLUCIE-Equities Sawgrass	695127100	PACIRA BIOSCIENCES ORD	NA	NA	NA	5.00	03/31/2021	---	356.08	0.00	0.00	25.52	381.60	381.60
STLUCIE-Equities Sawgrass	698813102	PAPA JOHNS INTERNATIONAL ORD	NA	NA	NA	20.00	08/13/2021	---	2,433.19	0.00	0.00	(327.59)	2,105.60	2,105.60
STLUCIE-Equities Sawgrass	698813102	PAPA JOHNS INTERNATIONAL ORD	NA	NA	NA	50.00	09/14/2021	---	6,526.40	0.00	0.00	(1,262.40)	5,264.00	5,264.00
STLUCIE-Equities Sawgrass	703395103	PATTERSON COMPANIES ORD	NA	NA	NA	32.00	03/16/2020	---	622.88	0.00	0.00	412.96	1,035.84	1,035.84
STLUCIE-Equities Sawgrass	703395103	PATTERSON COMPANIES ORD	NA	NA	NA	11.00	03/31/2020	---	181.53	0.00	0.00	174.54	356.07	356.07
STLUCIE-Equities Sawgrass	703395103	PATTERSON COMPANIES ORD	NA	NA	NA	65.00	01/27/2021	---	2,096.37	0.00	0.00	7.68	2,104.05	2,104.05
STLUCIE-Equities Sawgrass	703395103	PATTERSON COMPANIES ORD	NA	NA	NA	100.00	03/16/2021	---	3,186.00	0.00	0.00	51.00	3,237.00	3,237.00
STLUCIE-Equities Sawgrass	703395103	PATTERSON COMPANIES ORD	NA	NA	NA	10.00	03/31/2021	---	325.68	0.00	0.00	(1.98)	323.70	323.70
STLUCIE-Equities Sawgrass	71375U101	PERFICIENT ORD	NA	NA	NA	95.00	08/07/2019	---	3,346.61	0.00	0.00	7,111.95	10,458.55	10,458.55
STLUCIE-Equities Sawgrass	71375U101	PERFICIENT ORD	NA	NA	NA	10.00	11/09/2021	---	1,498.80	0.00	0.00	(397.90)	1,100.90	1,100.90
STLUCIE-Equities Sawgrass	71375U101	PERFICIENT ORD	NA	NA	NA	10.00	12/14/2021	---	1,390.93	0.00	0.00	(290.03)	1,100.90	1,100.90
STLUCIE-Equities Sawgrass	717081103	PFIZER ORD	NA	NA	NA	825.00	01/05/2018	---	28,675.64	0.00	0.00	14,034.61	42,710.25	42,710.25
STLUCIE-Equities Sawgrass	717081103	PFIZER ORD	NA	NA	NA	390.00	01/09/2017	---	12,240.70	0.00	0.00	7,949.60	20,190.30	20,190.30
STLUCIE-Equities Sawgrass	717081103	PFIZER ORD	NA	NA	NA	506.00	01/07/2021	---	18,685.06	0.00	0.00	7,510.56	26,195.62	26,195.62
STLUCIE-Equities Sawgrass	717081103	PFIZER ORD	NA	NA	NA	353.00	07/06/2021	---	13,902.91	0.00	0.00	4,371.90	18,274.81	18,274.81
STLUCIE-Equities Sawgrass	719405102	PHOTRONICS ORD	NA	NA	NA	360.00	03/31/2021	---	4,537.94	0.00	0.00	1,571.26	6,109.20	6,109.20
STLUCIE-Equities Sawgrass	719405102	PHOTRONICS ORD	NA	NA	NA	94.00	03/31/2022	---	1,724.53	0.00	0.00	(129.35)	1,595.18	1,595.18
STLUCIE-Equities Sawgrass	723484101	PINNACLE WEST ORD	NA	NA	NA	68.00	10/01/2021	---	4,884.44	0.00	0.00	426.36	5,310.80	5,310.80
STLUCIE-Equities Sawgrass	740444104	PREFORMED LINE PRODUCTS ORD	NA	NA	NA	70.00	06/30/2021	---	5,381.33	0.00	0.00	(941.93)	4,439.40	4,439.40
STLUCIE-Equities Sawgrass	740444104	PREFORMED LINE PRODUCTS ORD	NA	NA	NA	11.00	10/01/2021	---	735.90	0.00	0.00	(38.28)	697.62	697.62
STLUCIE-Equities Sawgrass	74112D101	PRESTIGE CONSUMER HEALTHCARE ORD	NA	NA	NA	105.00	02/28/2022	---	5,980.39	5.58	0.00	(421.69)	5,558.70	5,558.70
STLUCIE-Equities Sawgrass	74144T108	T ROWE PRICE GROUP ORD	NA	NA	NA	585.00	05/05/2017	---	41,641.00	0.00	0.00	46,805.15	88,446.15	88,446.15
STLUCIE-Equities Sawgrass	742718109	PROCTER & GAMBLE ORD	NA	NA	NA	136.00	12/09/2016	---	11,294.61	0.00	0.00	9,486.19	20,780.80	20,780.80
STLUCIE-Equities Sawgrass	742718109	PROCTER & GAMBLE ORD	NA	NA	NA	300.00	07/25/2018	---	23,633.55	0.00	0.00	22,206.45	45,840.00	45,840.00
STLUCIE-Equities Sawgrass	743312100	PROGRESS SOFTWARE ORD	NA	NA	NA	185.00	03/11/2021	---	8,312.75	0.00	0.00	398.90	8,711.65	8,711.65
STLUCIE-Equities Sawgrass	743312100	PROGRESS SOFTWARE ORD	NA	NA	NA	112.00	06/30/2021	---	5,232.79	0.00	0.00	41.29	5,274.08	5,274.08

**ST. LUCIE COUNTY BOARD OF COUNTY COMMISSIONERS
INVESTMENT PORTFOLIO
AS OF MARCH 31, 2022**

Account	Identifier	Description	S&P Rating	Fitch Rating	Moody's Rating	Current Units	Settle Date	Final Maturity	Book Value	Interest Due	Accrued Balance	Net Unrealized Gain/Loss	Market Value	Market Value + Accrued
STLUCIE-Equities Sawgrass	743312100	PROGRESS SOFTWARE ORD	NA	NA	NA	9.00	10/01/2021	---	444.60	0.00	0.00	(20.79)	423.81	423.81
STLUCIE-Equities Sawgrass	74340E103	PROGYNY ORD	NA	NA	NA	17.00	03/31/2020	---	372.73	0.00	0.00	501.08	873.80	873.80
STLUCIE-Equities Sawgrass	74340E103	PROGYNY ORD	NA	NA	NA	130.00	07/21/2020	---	3,501.25	0.00	0.00	3,180.75	6,682.00	6,682.00
STLUCIE-Equities Sawgrass	74340E103	PROGYNY ORD	NA	NA	NA	40.00	08/20/2020	---	1,167.24	0.00	0.00	888.76	2,056.00	2,056.00
STLUCIE-Equities Sawgrass	74340E103	PROGYNY ORD	NA	NA	NA	36.00	01/27/2021	---	1,721.88	0.00	0.00	128.52	1,850.40	1,850.40
STLUCIE-Equities Sawgrass	74340E103	PROGYNY ORD	NA	NA	NA	54.00	03/16/2021	---	2,569.86	0.00	0.00	205.74	2,775.60	2,775.60
STLUCIE-Equities Sawgrass	745867101	PULTEGROUP ORD	NA	NA	NA	57.00	07/01/2020	---	1,879.01	8.55	0.00	509.30	2,388.30	2,388.30
STLUCIE-Equities Sawgrass	745867101	PULTEGROUP ORD	NA	NA	NA	5.00	12/31/2020	---	221.50	0.75	0.00	(12.00)	209.50	209.50
STLUCIE-Equities Sawgrass	745867101	PULTEGROUP ORD	NA	NA	NA	105.00	01/27/2021	---	5,200.35	15.75	0.00	(800.85)	4,399.50	4,399.50
STLUCIE-Equities Sawgrass	745867101	PULTEGROUP ORD	NA	NA	NA	2.00	02/01/2021	---	89.24	0.30	0.00	(5.44)	83.80	83.80
STLUCIE-Equities Sawgrass	745867101	PULTEGROUP ORD	NA	NA	NA	161.00	03/16/2021	---	7,567.06	24.15	0.00	(821.16)	6,745.90	6,745.90
STLUCIE-Equities Sawgrass	745867101	PULTEGROUP ORD	NA	NA	NA	4.00	03/31/2021	---	207.98	0.60	0.00	(40.38)	167.60	167.60
STLUCIE-Equities Sawgrass	745867101	PULTEGROUP ORD	NA	NA	NA	15.00	10/01/2021	---	721.59	2.25	0.00	(93.09)	628.50	628.50
STLUCIE-Equities Sawgrass	74915M100	QURATE RETAIL SRS A ORD	NA	NA	NA	74.00	03/16/2021	---	960.32	0.00	0.00	(608.08)	352.24	352.24
STLUCIE-Equities Sawgrass	74915M100	QURATE RETAIL SRS A ORD	NA	NA	NA	26.00	03/31/2021	---	301.73	0.00	0.00	(177.97)	123.76	123.76
STLUCIE-Equities Sawgrass	74915M100	QURATE RETAIL SRS A ORD	NA	NA	NA	130.00	04/30/2021	---	1,637.83	0.00	0.00	(1,019.03)	618.80	618.80
STLUCIE-Equities Sawgrass	74915M100	QURATE RETAIL SRS A ORD	NA	NA	NA	475.00	05/10/2021	---	5,600.58	0.00	0.00	(3,339.58)	2,261.00	2,261.00
STLUCIE-Equities Sawgrass	74915M100	QURATE RETAIL SRS A ORD	NA	NA	NA	61.00	06/30/2021	---	790.93	0.00	0.00	(500.57)	290.36	290.36
STLUCIE-Equities Sawgrass	74915M100	QURATE RETAIL SRS A ORD	NA	NA	NA	124.00	10/01/2021	---	1,318.74	0.00	0.00	(728.50)	590.24	590.24
STLUCIE-Equities Sawgrass	74915M100	QURATE RETAIL SRS A ORD	NA	NA	NA	985.00	04/01/2022	---	4,880.68	0.00	0.00	(192.08)	4,688.60	4,688.60
STLUCIE-Equities Sawgrass	749397105	R1 RCM ORD	NA	NA	NA	162.00	09/10/2020	---	2,598.08	0.00	0.00	1,737.04	4,335.12	4,335.12
STLUCIE-Equities Sawgrass	749397105	R1 RCM ORD	NA	NA	NA	4.00	09/29/2020	---	64.74	0.00	0.00	42.30	107.04	107.04
STLUCIE-Equities Sawgrass	749397105	R1 RCM ORD	NA	NA	NA	95.00	01/27/2021	---	2,544.58	0.00	0.00	(2.38)	2,542.20	2,542.20
STLUCIE-Equities Sawgrass	749397105	R1 RCM ORD	NA	NA	NA	145.00	03/16/2021	---	4,037.53	0.00	0.00	(157.33)	3,880.20	3,880.20
STLUCIE-Equities Sawgrass	749685103	RPM ORD	NA	NA	NA	95.00	12/30/2021	---	9,547.26	0.00	0.00	(1,810.46)	7,736.80	7,736.80
STLUCIE-Equities Sawgrass	75508B104	RAYONIER ADVANCED MATERIALS ORD	NA	NA	NA	706.00	04/01/2022	---	4,725.05	0.00	0.00	(86.63)	4,638.42	4,638.42
STLUCIE-Equities Sawgrass	758750103	REGAL REXNORD ORD	NA	NA	NA	45.00	04/16/2021	---	6,492.84	14.85	0.00	202.26	6,695.10	6,695.10
STLUCIE-Equities Sawgrass	758750103	REGAL REXNORD ORD	NA	NA	NA	5.00	11/09/2021	---	823.00	1.65	0.00	(79.10)	743.90	743.90
STLUCIE-Equities Sawgrass	758750103	REGAL REXNORD ORD	NA	NA	NA	10.00	12/14/2021	---	1,643.80	3.30	0.00	(156.00)	1,487.80	1,487.80
STLUCIE-Equities Sawgrass	760759100	REPUBLIC SERVICES ORD	NA	NA	NA	70.00	09/02/2021	---	8,728.14	32.20	0.00	546.86	9,275.00	9,275.00
STLUCIE-Equities Sawgrass	760759100	REPUBLIC SERVICES ORD	NA	NA	NA	40.00	09/23/2021	---	4,986.33	18.40	0.00	313.67	5,300.00	5,300.00
STLUCIE-Equities Sawgrass	770323103	ROBERT HALF ORD	NA	NA	NA	854.00	02/03/2020	---	51,580.58	0.00	0.00	45,929.14	97,509.72	97,509.72
STLUCIE-Equities Sawgrass	784117103	SEI INVESTMENTS ORD	NA	NA	NA	16.00	02/28/2020	---	1,015.05	0.00	0.00	(51.69)	963.36	963.36
STLUCIE-Equities Sawgrass	784117103	SEI INVESTMENTS ORD	NA	NA	NA	1.00	12/31/2020	---	56.93	0.00	0.00	3.28	60.21	60.21
STLUCIE-Equities Sawgrass	784117103	SEI INVESTMENTS ORD	NA	NA	NA	28.00	01/27/2021	---	1,657.60	0.00	0.00	28.28	1,685.88	1,685.88
STLUCIE-Equities Sawgrass	784117103	SEI INVESTMENTS ORD	NA	NA	NA	44.00	03/16/2021	---	2,637.73	0.00	0.00	11.51	2,649.24	2,649.24
STLUCIE-Equities Sawgrass	784117103	SEI INVESTMENTS ORD	NA	NA	NA	4.00	03/31/2021	---	246.48	0.00	0.00	(5.64)	240.84	240.84
STLUCIE-Equities Sawgrass	784117103	SEI INVESTMENTS ORD	NA	NA	NA	14.00	06/30/2021	---	871.50	0.00	0.00	(28.56)	842.94	842.94
STLUCIE-Equities Sawgrass	784117103	SEI INVESTMENTS ORD	NA	NA	NA	25.00	12/30/2021	---	1,565.12	0.00	0.00	(59.87)	1,505.25	1,505.25
STLUCIE-Equities Sawgrass	78463M107	SPS COMMERCE ORD	NA	NA	NA	20.00	05/08/2020	---	1,139.37	0.00	0.00	1,484.63	2,624.00	2,624.00
STLUCIE-Equities Sawgrass	78463M107	SPS COMMERCE ORD	NA	NA	NA	20.00	05/19/2020	---	1,163.35	0.00	0.00	1,460.65	2,624.00	2,624.00
STLUCIE-Equities Sawgrass	78463M107	SPS COMMERCE ORD	NA	NA	NA	30.00	06/29/2020	---	2,279.47	0.00	0.00	1,656.53	3,936.00	3,936.00
STLUCIE-Equities Sawgrass	78463M107	SPS COMMERCE ORD	NA	NA	NA	20.00	10/14/2020	---	1,703.82	0.00	0.00	920.18	2,624.00	2,624.00
STLUCIE-Equities Sawgrass	78463M107	SPS COMMERCE ORD	NA	NA	NA	10.00	02/26/2021	---	1,051.36	0.00	0.00	260.64	1,312.00	1,312.00
STLUCIE-Equities Sawgrass	78463M107	SPS COMMERCE ORD	NA	NA	NA	10.00	03/31/2021	---	1,001.60	0.00	0.00	310.40	1,312.00	1,312.00
STLUCIE-Equities Sawgrass	78648T100	SAFETY INSURANCE GROUP ORD	NA	NA	NA	1.00	02/28/2020	---	90.05	0.00	0.00	0.80	90.85	90.85
STLUCIE-Equities Sawgrass	78648T100	SAFETY INSURANCE GROUP ORD	NA	NA	NA	1.00	07/01/2020	---	76.64	0.00	0.00	14.21	90.85	90.85
STLUCIE-Equities Sawgrass	78648T100	SAFETY INSURANCE GROUP ORD	NA	NA	NA	2.00	09/29/2020	---	136.85	0.00	0.00	44.85	181.70	181.70
STLUCIE-Equities Sawgrass	78648T100	SAFETY INSURANCE GROUP ORD	NA	NA	NA	2.00	12/31/2020	---	157.32	0.00	0.00	24.38	181.70	181.70
STLUCIE-Equities Sawgrass	78648T100	SAFETY INSURANCE GROUP ORD	NA	NA	NA	17.00	01/27/2021	---	1,304.41	0.00	0.00	240.04	1,544.45	1,544.45
STLUCIE-Equities Sawgrass	78648T100	SAFETY INSURANCE GROUP ORD	NA	NA	NA	9.00	02/01/2021	---	672.93	0.00	0.00	144.72	817.65	817.65
STLUCIE-Equities Sawgrass	78648T100	SAFETY INSURANCE GROUP ORD	NA	NA	NA	35.00	03/16/2021	---	2,987.81	0.00	0.00	191.94	3,179.75	3,179.75
STLUCIE-Equities Sawgrass	78648T100	SAFETY INSURANCE GROUP ORD	NA	NA	NA	4.00	03/31/2021	---	340.29	0.00	0.00	23.11	363.40	363.40
STLUCIE-Equities Sawgrass	801056102	SANMINA ORD	NA	NA	NA	42.00	02/28/2020	---	1,143.24	0.00	0.00	554.40	1,697.64	1,697.64
STLUCIE-Equities Sawgrass	801056102	SANMINA ORD	NA	NA	NA	6.00	12/31/2020	---	191.70	0.00	0.00	50.82	242.52	242.52
STLUCIE-Equities Sawgrass	801056102	SANMINA ORD	NA	NA	NA	70.00	01/27/2021	---	2,414.96	0.00	0.00	414.44	2,829.40	2,829.40
STLUCIE-Equities Sawgrass	801056102	SANMINA ORD	NA	NA	NA	104.00	03/16/2021	---	4,091.88	0.00	0.00	111.80	4,203.68	4,203.68
STLUCIE-Equities Sawgrass	801056102	SANMINA ORD	NA	NA	NA	12.00	03/31/2021	---	409.18	0.00	0.00	(9.06)	485.04	485.04
STLUCIE-Equities Sawgrass	806857108	SCHLUMBERGER ORD	NA	NA	NA	335.00	06/11/2018	---	23,305.05	41.88	0.00	(9,466.20)	13,838.85	13,838.85
STLUCIE-Equities Sawgrass	806857108	SCHLUMBERGER ORD	NA	NA	NA	175.00	04/17/2019	---	8,158.24	21.88	0.00	(928.99)	7,229.25	7,229.25
STLUCIE-Equities Sawgrass	806857108	SCHLUMBERGER ORD	NA	NA	NA	175.00	07/19/2019	---	6,853.00	21.88	0.00	376.25	7,229.25	7,229.25
STLUCIE-Equities Sawgrass	806857108	SCHLUMBERGER ORD	NA	NA	NA	364.00	01/19/2021	---	9,381.41	45.50	0.00	5,655.43	15,036.84	15,036.84
STLUCIE-Equities Sawgrass	806857108	SCHLUMBERGER ORD	NA	NA	NA	322.00	02/01/2021	---	7,291.17	40.25	0.00	6,010.65	13,301.82	13,301.82
STLUCIE-Equities Sawgrass	80689H102	SCHNEIDER NATIONAL CL B ORD	NA	NA	NA	185.00	12/30/2021	---	4,964.70	14.80	0.00	(247.20)	4,717.50	4,717.50
STLUCIE-Equities Sawgrass	80689H102	SCHNEIDER NATIONAL CL B ORD	NA	NA	NA	171.00	04/01/2022	---	4,499.87	0.00	0.00	(139.37)	4,360.50	4,360.50
STLUCIE-Equities Sawgrass	81619Q105	SELECT MEDICAL HOLDINGS ORD	NA	NA	NA	45.00	03/16/2020	---	789.28	0.00	0.00	290.27	1,079.55	1,079.55
STLUCIE-Equities Sawgrass	81619Q105	SELECT MEDICAL HOLDINGS ORD	NA	NA	NA	66.00	01/27/2021	---	1,854.27	0.00	0.00	(270.93)	1,583.34	1,583.34
STLUCIE-Equities Sawgrass	81619Q105	SELECT MEDICAL HOLDINGS ORD	NA	NA	NA	99.00	03/16/2021	---	3,444.21	0.00	0.00	(1,069.20)	2,375.01	2,375.01
STLUCIE-Equities Sawgrass	81619Q105	SELECT MEDICAL HOLDINGS ORD	NA	NA	NA	8.00	03/31/2021	---	272.29	0.00	0.00	(80.37)	191.92	191.92

**ST. LUCIE COUNTY BOARD OF COUNTY COMMISSIONERS
INVESTMENT PORTFOLIO
AS OF MARCH 31, 2022**

Account	Identifier	Description	S&P Rating	Fitch Rating	Moody's Rating	Current Units	Settle Date	Final Maturity	Book Value	Interest Due	Accrued Balance	Net Unrealized Gain/Loss	Market Value	Market Value + Accrued
STLUCIE-Equities Sawgrass	817565104	SERVICE CORPORATION INTERNATIONAL ORD	NA	NA	NA	3.00	02/28/2020	---	152.35	0.00	0.00	45.11	197.46	197.46
STLUCIE-Equities Sawgrass	817565104	SERVICE CORPORATION INTERNATIONAL ORD	NA	NA	NA	4.00	07/01/2020	---	155.00	0.00	0.00	108.28	263.28	263.28
STLUCIE-Equities Sawgrass	817565104	SERVICE CORPORATION INTERNATIONAL ORD	NA	NA	NA	4.00	09/29/2020	---	168.60	0.00	0.00	94.68	263.28	263.28
STLUCIE-Equities Sawgrass	817565104	SERVICE CORPORATION INTERNATIONAL ORD	NA	NA	NA	6.00	12/31/2020	---	292.02	0.00	0.00	102.90	394.92	394.92
STLUCIE-Equities Sawgrass	817565104	SERVICE CORPORATION INTERNATIONAL ORD	NA	NA	NA	37.00	01/27/2021	---	1,916.42	0.00	0.00	518.92	2,435.34	2,435.34
STLUCIE-Equities Sawgrass	817565104	SERVICE CORPORATION INTERNATIONAL ORD	NA	NA	NA	58.00	03/16/2021	---	2,812.71	0.00	0.00	1,004.85	3,817.56	3,817.56
STLUCIE-Equities Sawgrass	817565104	SERVICE CORPORATION INTERNATIONAL ORD	NA	NA	NA	9.00	03/31/2021	---	462.60	0.00	0.00	129.78	592.38	592.38
STLUCIE-Equities Sawgrass	817565104	SERVICE CORPORATION INTERNATIONAL ORD	NA	NA	NA	24.00	06/30/2021	---	1,283.28	0.00	0.00	296.40	1,579.68	1,579.68
STLUCIE-Equities Sawgrass	817565104	SERVICE CORPORATION INTERNATIONAL ORD	NA	NA	NA	23.00	10/01/2021	---	1,395.64	0.00	0.00	118.22	1,513.86	1,513.86
STLUCIE-Equities Sawgrass	825690100	SHUTTERSTOCK ORD	NA	NA	NA	40.00	05/28/2021	---	3,648.76	0.00	0.00	74.44	3,723.20	3,723.20
STLUCIE-Equities Sawgrass	825690100	SHUTTERSTOCK ORD	NA	NA	NA	25.00	09/14/2021	---	2,800.98	0.00	0.00	(473.98)	2,327.00	2,327.00
STLUCIE-Equities Sawgrass	827048109	SILGAN HOLDINGS ORD	NA	NA	NA	55.00	04/17/2020	---	1,779.25	0.00	0.00	763.40	2,542.65	2,542.65
STLUCIE-Equities Sawgrass	827048109	SILGAN HOLDINGS ORD	NA	NA	NA	60.00	08/28/2020	---	2,263.61	0.00	0.00	510.19	2,773.80	2,773.80
STLUCIE-Equities Sawgrass	827048109	SILGAN HOLDINGS ORD	NA	NA	NA	60.00	09/08/2020	---	2,315.40	0.00	0.00	458.40	2,773.80	2,773.80
STLUCIE-Equities Sawgrass	827048109	SILGAN HOLDINGS ORD	NA	NA	NA	40.00	09/18/2020	---	1,489.40	0.00	0.00	359.80	1,849.20	1,849.20
STLUCIE-Equities Sawgrass	827048109	SILGAN HOLDINGS ORD	NA	NA	NA	11.00	12/31/2020	---	403.68	0.00	0.00	104.85	508.53	508.53
STLUCIE-Equities Sawgrass	827048109	SILGAN HOLDINGS ORD	NA	NA	NA	70.00	03/16/2021	---	2,903.60	0.00	0.00	332.50	3,236.10	3,236.10
STLUCIE-Equities Sawgrass	827048109	SILGAN HOLDINGS ORD	NA	NA	NA	7.00	03/31/2021	---	303.21	0.00	0.00	20.40	323.61	323.61
STLUCIE-Equities Sawgrass	831865209	A O SMITH ORD	NA	NA	NA	71.00	04/01/2022	---	4,717.95	0.00	0.00	(181.76)	4,536.19	4,536.19
STLUCIE-Equities Sawgrass	85208M102	SPROUTS FARMERS MARKET ORD	NA	NA	NA	39.00	07/21/2020	---	1,004.36	0.00	0.00	242.86	1,247.22	1,247.22
STLUCIE-Equities Sawgrass	85208M102	SPROUTS FARMERS MARKET ORD	NA	NA	NA	6.00	12/31/2020	---	123.96	0.00	0.00	67.92	191.88	191.88
STLUCIE-Equities Sawgrass	85208M102	SPROUTS FARMERS MARKET ORD	NA	NA	NA	67.00	01/27/2021	---	1,483.05	0.00	0.00	659.61	2,142.66	2,142.66
STLUCIE-Equities Sawgrass	85208M102	SPROUTS FARMERS MARKET ORD	NA	NA	NA	8.00	02/01/2021	---	190.48	0.00	0.00	65.36	255.84	255.84
STLUCIE-Equities Sawgrass	85208M102	SPROUTS FARMERS MARKET ORD	NA	NA	NA	108.00	03/16/2021	---	3,637.40	0.00	0.00	816.44	3,453.84	3,453.84
STLUCIE-Equities Sawgrass	858119100	STEEL DYNAMICS ORD	NA	NA	NA	1.00	07/01/2020	---	25.99	0.34	0.00	57.44	83.43	83.43
STLUCIE-Equities Sawgrass	858119100	STEEL DYNAMICS ORD	NA	NA	NA	82.00	01/27/2021	---	3,150.85	27.88	0.00	3,690.41	6,841.26	6,841.26
STLUCIE-Equities Sawgrass	858119100	STEEL DYNAMICS ORD	NA	NA	NA	123.00	03/16/2021	---	6,057.12	41.82	0.00	4,204.77	10,261.89	10,261.89
STLUCIE-Equities Sawgrass	858119100	STEEL DYNAMICS ORD	NA	NA	NA	10.00	12/30/2021	---	617.15	3.40	0.00	217.15	834.30	834.30
STLUCIE-Equities Sawgrass	859241101	STERLING CONSTRUCTION ORD	NA	NA	NA	160.00	11/09/2021	---	4,404.00	0.00	0.00	(116.00)	4,288.00	4,288.00
STLUCIE-Equities Sawgrass	860372101	STEWART INFO SVC ORD	NA	NA	NA	36.00	02/28/2020	---	1,385.56	0.00	0.00	796.40	2,181.96	2,181.96
STLUCIE-Equities Sawgrass	860372101	STEWART INFO SVC ORD	NA	NA	NA	2.00	12/31/2020	---	96.88	0.00	0.00	24.34	121.22	121.22
STLUCIE-Equities Sawgrass	860372101	STEWART INFO SVC ORD	NA	NA	NA	60.00	01/27/2021	---	3,023.40	0.00	0.00	613.20	3,636.60	3,636.60
STLUCIE-Equities Sawgrass	860372101	STEWART INFO SVC ORD	NA	NA	NA	91.00	03/16/2021	---	4,956.03	0.00	0.00	559.48	5,515.51	5,515.51
STLUCIE-Equities Sawgrass	860372101	STEWART INFO SVC ORD	NA	NA	NA	5.00	03/31/2021	---	265.13	0.00	0.00	37.92	303.05	303.05
STLUCIE-Equities Sawgrass	860372101	STEWART INFO SVC ORD	NA	NA	NA	80.00	05/10/2021	---	4,806.51	0.00	0.00	42.29	4,848.80	4,848.80
STLUCIE-Equities Sawgrass	860372101	STEWART INFO SVC ORD	NA	NA	NA	12.00	06/30/2021	---	670.08	0.00	0.00	57.24	727.32	727.32
STLUCIE-Equities Sawgrass	861896108	STONEX GROUP ORD	NA	NA	NA	14.00	02/28/2020	---	634.38	0.00	0.00	404.85	1,039.22	1,039.22
STLUCIE-Equities Sawgrass	861896108	STONEX GROUP ORD	NA	NA	NA	2.00	09/29/2020	---	98.78	0.00	0.00	49.68	148.46	148.46
STLUCIE-Equities Sawgrass	861896108	STONEX GROUP ORD	NA	NA	NA	27.00	01/27/2021	---	1,523.61	0.00	0.00	480.60	2,004.21	2,004.21
STLUCIE-Equities Sawgrass	861896108	STONEX GROUP ORD	NA	NA	NA	3.00	02/01/2021	---	163.95	0.00	0.00	58.74	222.69	222.69
STLUCIE-Equities Sawgrass	861896108	STONEX GROUP ORD	NA	NA	NA	43.00	03/16/2021	---	2,762.71	0.00	0.00	429.18	3,191.89	3,191.89
STLUCIE-Equities Sawgrass	86333M108	STRIDE ORD	NA	NA	NA	75.00	03/31/2022	---	2,744.62	0.00	0.00	(19.87)	2,724.75	2,724.75
STLUCIE-Equities Sawgrass	86614U100	SUMMIT MATERIALS CL A ORD	NA	NA	NA	95.00	12/14/2021	---	3,769.99	0.00	0.00	(819.29)	2,950.70	2,950.70
STLUCIE-Equities Sawgrass	87105L104	SWITCH CL A ORD	NA	NA	NA	7.00	02/28/2020	---	118.63	0.00	0.00	97.11	215.74	215.74
STLUCIE-Equities Sawgrass	87105L104	SWITCH CL A ORD	NA	NA	NA	33.00	09/29/2020	---	503.75	0.00	0.00	513.31	1,017.06	1,017.06
STLUCIE-Equities Sawgrass	87105L104	SWITCH CL A ORD	NA	NA	NA	21.00	12/31/2020	---	342.63	0.00	0.00	304.59	647.22	647.22
STLUCIE-Equities Sawgrass	87105L104	SWITCH CL A ORD	NA	NA	NA	115.00	01/27/2021	---	1,902.68	0.00	0.00	1,641.62	3,544.30	3,544.30
STLUCIE-Equities Sawgrass	87105L104	SWITCH CL A ORD	NA	NA	NA	16.00	01/28/2021	---	265.28	0.00	0.00	227.84	493.12	493.12
STLUCIE-Equities Sawgrass	87105L104	SWITCH CL A ORD	NA	NA	NA	203.00	03/16/2021	---	3,015.12	0.00	0.00	3,241.34	6,256.46	6,256.46
STLUCIE-Equities Sawgrass	87105L104	SWITCH CL A ORD	NA	NA	NA	41.00	03/31/2021	---	647.80	0.00	0.00	615.82	1,263.62	1,263.62
STLUCIE-Equities Sawgrass	871607107	SYNOPSIS ORD	NA	NA	NA	70.00	09/02/2021	---	23,343.43	0.00	0.00	(14.53)	23,328.90	23,328.90
STLUCIE-Equities Sawgrass	872540109	TJX ORD	NA	NA	NA	280.00	09/02/2021	---	20,343.80	0.00	0.00	(3,381.40)	16,962.40	16,962.40
STLUCIE-Equities Sawgrass	87265H109	TRI POINTE HOMES ORD	NA	NA	NA	340.00	05/28/2021	---	8,129.54	0.00	0.00	(1,302.34)	6,827.20	6,827.20
STLUCIE-Equities Sawgrass	87265H109	TRI POINTE HOMES ORD	NA	NA	NA	65.00	12/14/2021	---	1,803.44	0.00	0.00	(498.24)	1,305.20	1,305.20
STLUCIE-Equities Sawgrass	87612E106	TARGET ORD	NA	NA	NA	263.00	01/23/2019	---	18,556.12	0.00	0.00	37,257.74	55,813.86	55,813.86
STLUCIE-Equities Sawgrass	87612E106	TARGET ORD	NA	NA	NA	25.00	07/19/2019	---	2,196.25	0.00	0.00	3,109.25	5,305.50	5,305.50
STLUCIE-Equities Sawgrass	87612E106	TARGET ORD	NA	NA	NA	49.00	12/23/2019	---	6,315.61	0.00	0.00	4,083.17	10,398.78	10,398.78
STLUCIE-Equities Sawgrass	87612E106	TARGET ORD	NA	NA	NA	210.00	09/02/2021	---	52,046.42	0.00	0.00	(7,480.22)	44,566.20	44,566.20
STLUCIE-Equities Sawgrass	87724P106	TAYLOR MORRISON HOME ORD	NA	NA	NA	15.00	01/04/2021	---	401.85	0.00	0.00	6.45	408.30	408.30
STLUCIE-Equities Sawgrass	87724P106	TAYLOR MORRISON HOME ORD	NA	NA	NA	110.00	02/25/2021	---	3,056.54	0.00	0.00	(62.34)	2,994.20	2,994.20
STLUCIE-Equities Sawgrass	87724P106	TAYLOR MORRISON HOME ORD	NA	NA	NA	115.00	02/26/2021	---	3,349.20	0.00	0.00	(218.90)	3,130.30	3,130.30
STLUCIE-Equities Sawgrass	87724P106	TAYLOR MORRISON HOME ORD	NA	NA	NA	5.00	05/10/2021	---	153.28	0.00	0.00	(17.18)	136.10	136.10
STLUCIE-Equities Sawgrass	87724P106	TAYLOR MORRISON HOME ORD	NA	NA	NA	35.00	05/28/2021	---	1,040.00	0.00	0.00	(87.30)	952.70	952.70
STLUCIE-Equities Sawgrass	87724P106	TAYLOR MORRISON HOME ORD	NA	NA	NA	45.00	12/14/2021	---	1,549.80	0.00	0.00	(324.90)	1,224.90	1,224.90
STLUCIE-Equities Sawgrass	879433829	TELEPHONE AND DATA SYSTEMS ORD	NA	NA	NA	250.00	10/01/2021	---	4,918.05	0.00	0.00	(198.05)	4,720.00	4,720.00
STLUCIE-Equities Sawgrass	879433829	TELEPHONE AND DATA SYSTEMS ORD	NA	NA	NA	95.00	12/30/2021	---	1,969.94	0.00	0.00	(176.34)	1,793.60	1,793.60
STLUCIE-Equities Sawgrass	883203101	TEXTRON ORD	NA	NA	NA	19.00	12/31/2020	---	898.00	0.38	0.00	515.22	1,413.22	1,413.22
STLUCIE-Equities Sawgrass	883203101	TEXTRON ORD	NA	NA	NA	39.00	01/27/2021	---	1,944.74	0.78	0.00	956.08	2,900.82	2,900.82
STLUCIE-Equities Sawgrass	883203101	TEXTRON ORD	NA	NA	NA	5.00	01/28/2021	---	249.35	0.10	0.00	122.55	371.90	371.90

**ST. LUCIE COUNTY BOARD OF COUNTY COMMISSIONERS
INVESTMENT PORTFOLIO
AS OF MARCH 31, 2022**

Account	Identifier	Description	S&P Rating	Fitch Rating	Moody's Rating	Current Units	Settle Date	Final Maturity	Book Value	Interest Due	Accrued Balance	Net Unrealized Gain/Loss	Market Value	Market Value + Accrued
STLUCIE-Equities Sawgrass	883203101	TEXTRON ORD	NA	NA	NA	17.00	02/01/2021	---	793.56	0.34	0.00	470.90	1,264.46	1,264.46
STLUCIE-Equities Sawgrass	883203101	TEXTRON ORD	NA	NA	NA	78.00	03/16/2021	---	4,190.18	1.56	0.00	1,611.46	5,801.64	5,801.64
STLUCIE-Equities Sawgrass	883203101	TEXTRON ORD	NA	NA	NA	5.00	03/31/2021	---	271.60	0.10	0.00	100.30	371.90	371.90
STLUCIE-Equities Sawgrass	883556102	THERMO FISHER SCIENTIFIC ORD	NA	NA	NA	78.00	08/20/2021	---	42,841.77	23.40	0.00	3,228.93	46,070.70	46,070.70
STLUCIE-Equities Sawgrass	88830R101	TITAN MACHINERY ORD	NA	NA	NA	115.00	12/14/2021	---	8,876.21	0.00	0.00	(626.31)	3,249.90	3,249.90
STLUCIE-Equities Sawgrass	892356106	TRACTOR SUPPLY ORD	NA	NA	NA	130.00	09/02/2021	---	25,125.21	0.00	0.00	5,212.89	30,338.10	30,338.10
STLUCIE-Equities Sawgrass	894650100	TREDEGAR ORD	NA	NA	NA	383.00	04/01/2022	---	4,749.05	0.00	0.00	(156.88)	4,592.17	4,592.17
STLUCIE-Equities Sawgrass	902494103	TYSON FOODS CL A ORD	NA	NA	NA	785.00	01/25/2019	---	47,563.15	0.00	0.00	22,796.40	70,359.55	70,359.55
STLUCIE-Equities Sawgrass	902494103	TYSON FOODS CL A ORD	NA	NA	NA	25.00	07/19/2019	---	1,977.75	0.00	0.00	263.00	2,240.75	2,240.75
STLUCIE-Equities Sawgrass	902673102	UFP TECHNOLOGIES ORD	NA	NA	NA	120.00	12/14/2021	---	8,388.88	0.00	0.00	(448.48)	7,940.40	7,940.40
STLUCIE-Equities Sawgrass	902673102	UFP TECHNOLOGIES ORD	NA	NA	NA	54.00	02/28/2022	---	3,728.36	0.00	0.00	(155.18)	3,573.18	3,573.18
STLUCIE-Equities Sawgrass	902681105	UGI ORD	NA	NA	NA	115.00	10/01/2021	---	4,901.53	39.68	0.00	(736.23)	4,165.30	4,165.30
STLUCIE-Equities Sawgrass	902681105	UGI ORD	NA	NA	NA	30.00	12/30/2021	---	1,377.34	10.35	0.00	(290.74)	1,086.60	1,086.60
STLUCIE-Equities Sawgrass	90278Q108	UFP INDUSTRIES ORD	NA	NA	NA	30.00	07/21/2020	---	1,533.55	0.00	0.00	781.25	2,314.80	2,314.80
STLUCIE-Equities Sawgrass	90278Q108	UFP INDUSTRIES ORD	NA	NA	NA	20.00	08/20/2020	---	1,256.19	0.00	0.00	287.01	1,543.20	1,543.20
STLUCIE-Equities Sawgrass	90278Q108	UFP INDUSTRIES ORD	NA	NA	NA	20.00	11/09/2021	---	1,743.18	0.00	0.00	(199.98)	1,543.20	1,543.20
STLUCIE-Equities Sawgrass	90278Q108	UFP INDUSTRIES ORD	NA	NA	NA	20.00	12/14/2021	---	1,806.40	0.00	0.00	(263.20)	1,543.20	1,543.20
STLUCIE-Equities Sawgrass	90278Q108	UFP INDUSTRIES ORD	NA	NA	NA	59.00	04/01/2022	---	4,722.36	0.00	0.00	(169.92)	4,552.44	4,552.44
STLUCIE-Equities Sawgrass	907818108	UNION PACIFIC ORD	NA	NA	NA	171.00	01/09/2017	---	17,553.24	0.00	0.00	29,165.67	46,718.91	46,718.91
STLUCIE-Equities Sawgrass	907818108	UNION PACIFIC ORD	NA	NA	NA	50.00	08/07/2018	---	7,496.00	0.00	0.00	6,164.50	13,660.50	13,660.50
STLUCIE-Equities Sawgrass	907818108	UNION PACIFIC ORD	NA	NA	NA	10.00	08/22/2018	---	1,509.60	0.00	0.00	1,222.50	2,732.10	2,732.10
STLUCIE-Equities Sawgrass	907818108	UNION PACIFIC ORD	NA	NA	NA	14.00	08/30/2018	---	2,122.54	0.00	0.00	1,702.40	3,824.94	3,824.94
STLUCIE-Equities Sawgrass	907818108	UNION PACIFIC ORD	NA	NA	NA	90.00	09/02/2021	---	19,708.20	0.00	0.00	4,880.70	24,588.90	24,588.90
STLUCIE-Equities Sawgrass	907818108	UNION PACIFIC ORD	NA	NA	NA	209.00	03/21/2022	---	54,861.02	0.00	0.00	2,239.87	57,100.89	57,100.89
STLUCIE-Equities Sawgrass	907818108	UNION PACIFIC ORD	NA	NA	NA	137.00	03/22/2022	---	35,815.91	0.00	0.00	1,613.86	37,429.77	37,429.77
STLUCIE-Equities Sawgrass	907818108	UNION PACIFIC ORD	NA	NA	NA	73.00	03/30/2022	---	19,925.61	0.00	0.00	18.72	19,944.33	19,944.33
STLUCIE-Equities Sawgrass	907818108	UNION PACIFIC ORD	NA	NA	NA	125.00	03/31/2022	---	33,711.25	0.00	0.00	440.00	34,151.25	34,151.25
STLUCIE-Equities Sawgrass	911684108	UNITED STATES CELLULAR ORD	NA	NA	NA	154.00	10/01/2021	---	4,928.37	0.00	0.00	(272.95)	4,655.42	4,655.42
STLUCIE-Equities Sawgrass	911684108	UNITED STATES CELLULAR ORD	NA	NA	NA	145.00	04/01/2022	---	4,429.50	0.00	0.00	(46.15)	4,383.35	4,383.35
STLUCIE-Equities Sawgrass	912909108	US STEEL ORD	NA	NA	NA	129.00	04/01/2022	---	4,728.50	0.00	0.00	139.96	4,868.46	4,868.46
STLUCIE-Equities Sawgrass	91324P102	UNITEDHEALTH GRP ORD	NA	NA	NA	20.00	12/08/2016	---	3,142.30	0.00	0.00	7,057.10	10,199.40	10,199.40
STLUCIE-Equities Sawgrass	91324P102	UNITEDHEALTH GRP ORD	NA	NA	NA	75.00	12/09/2016	---	11,738.21	0.00	0.00	26,509.54	38,247.75	38,247.75
STLUCIE-Equities Sawgrass	91324P102	UNITEDHEALTH GRP ORD	NA	NA	NA	30.00	06/29/2018	---	7,472.22	0.00	0.00	7,826.88	15,299.10	15,299.10
STLUCIE-Equities Sawgrass	91324P102	UNITEDHEALTH GRP ORD	NA	NA	NA	20.00	07/19/2018	---	5,009.80	0.00	0.00	5,189.60	10,199.40	10,199.40
STLUCIE-Equities Sawgrass	91324P102	UNITEDHEALTH GRP ORD	NA	NA	NA	50.00	04/17/2019	---	11,371.50	0.00	0.00	14,127.00	25,498.50	25,498.50
STLUCIE-Equities Sawgrass	91324P102	UNITEDHEALTH GRP ORD	NA	NA	NA	25.00	07/19/2019	---	6,674.25	0.00	0.00	6,075.00	12,749.25	12,749.25
STLUCIE-Equities Sawgrass	91324P102	UNITEDHEALTH GRP ORD	NA	NA	NA	100.00	09/02/2021	---	41,907.50	0.00	0.00	9,089.50	50,997.00	50,997.00
STLUCIE-Equities Sawgrass	91336L107	UNIVAR SOLUTIONS ORD	NA	NA	NA	138.00	02/28/2022	---	3,834.99	0.00	0.00	600.33	4,435.32	4,435.32
STLUCIE-Equities Sawgrass	91336L107	UNIVAR SOLUTIONS ORD	NA	NA	NA	152.00	04/01/2022	---	4,905.59	0.00	0.00	(20.31)	4,885.28	4,885.28
STLUCIE-Equities Sawgrass	918905209	VALHI ORD	NA	NA	NA	166.00	04/01/2022	---	4,821.69	0.00	0.00	43.77	4,865.46	4,865.46
STLUCIE-Equities Sawgrass	92343V104	VERIZON COMMUNICATIONS ORD	NA	NA	NA	261.00	06/02/2020	---	14,402.61	0.00	0.00	(1,107.27)	13,295.34	13,295.34
STLUCIE-Equities Sawgrass	92343V104	VERIZON COMMUNICATIONS ORD	NA	NA	NA	560.00	06/18/2020	---	31,657.02	0.00	0.00	(3,130.62)	28,526.40	28,526.40
STLUCIE-Equities Sawgrass	92343V104	VERIZON COMMUNICATIONS ORD	NA	NA	NA	690.00	07/17/2020	---	38,337.78	0.00	0.00	(3,189.18)	35,148.60	35,148.60
STLUCIE-Equities Sawgrass	92343V104	VERIZON COMMUNICATIONS ORD	NA	NA	NA	560.00	01/28/2021	---	31,653.72	0.00	0.00	(3,127.32)	28,526.40	28,526.40
STLUCIE-Equities Sawgrass	92343V104	VERIZON COMMUNICATIONS ORD	NA	NA	NA	560.00	11/08/2021	---	29,510.15	0.00	0.00	(983.75)	28,526.40	28,526.40
STLUCIE-Equities Sawgrass	92343V104	VERIZON COMMUNICATIONS ORD	NA	NA	NA	160.00	11/18/2021	---	8,383.20	0.00	0.00	(232.80)	8,150.40	8,150.40
STLUCIE-Equities Sawgrass	92343V104	VERIZON COMMUNICATIONS ORD	NA	NA	NA	203.00	03/10/2022	---	10,927.02	0.00	0.00	(586.20)	10,340.82	10,340.82
STLUCIE-Equities Sawgrass	92343V104	VERIZON COMMUNICATIONS ORD	NA	NA	NA	1,791.00	02/09/2022	---	95,087.59	0.00	0.00	(3,854.05)	91,233.54	91,233.54
STLUCIE-Equities Sawgrass	92343V104	VERIZON COMMUNICATIONS ORD	NA	NA	NA	178.00	03/21/2022	---	9,290.71	0.00	0.00	(223.39)	9,067.32	9,067.32
STLUCIE-Equities Sawgrass	92345Y106	VERISK ANALYTICS ORD	NA	NA	NA	110.00	09/02/2021	---	22,238.17	0.00	0.00	1,371.13	23,609.30	23,609.30
STLUCIE-Equities Sawgrass	92556D106	VIA RENEWABLES CL A ORD	NA	NA	NA	47.00	11/13/2020	---	435.22	0.00	0.00	(47.94)	387.28	387.28
STLUCIE-Equities Sawgrass	92556D106	VIA RENEWABLES CL A ORD	NA	NA	NA	57.00	12/31/2020	---	541.36	0.00	0.00	(71.68)	469.68	469.68
STLUCIE-Equities Sawgrass	92556D106	VIA RENEWABLES CL A ORD	NA	NA	NA	178.00	01/27/2021	---	1,945.54	0.00	0.00	(478.82)	1,466.72	1,466.72
STLUCIE-Equities Sawgrass	92556D106	VIA RENEWABLES CL A ORD	NA	NA	NA	271.00	03/16/2021	---	2,914.39	0.00	0.00	(681.35)	2,233.04	2,233.04
STLUCIE-Equities Sawgrass	92556D106	VIA RENEWABLES CL A ORD	NA	NA	NA	91.00	03/31/2021	---	956.83	0.00	0.00	(206.99)	749.84	749.84
STLUCIE-Equities Sawgrass	928254101	VIRTU FINANCIAL CL A ORD	NA	NA	NA	175.00	12/30/2021	---	4,999.19	0.00	0.00	1,514.31	6,513.50	6,513.50
STLUCIE-Equities Sawgrass	929236107	WD-40 ORD	NA	NA	NA	30.00	12/30/2021	---	7,365.34	0.00	0.00	(1,868.44)	5,496.90	5,496.90
STLUCIE-Equities Sawgrass	942622200	WATSCO ORD	NA	NA	NA	15.00	04/01/2022	---	4,614.53	0.00	0.00	(44.93)	4,569.60	4,569.60
STLUCIE-Equities Sawgrass	950755108	WERNER ENTERPRISES ORD	NA	NA	NA	135.00	12/30/2021	---	6,417.90	0.00	0.00	(882.90)	5,535.00	5,535.00
STLUCIE-Equities Sawgrass	959802109	WESTERN UNION ORD	NA	NA	NA	310.00	12/30/2021	---	5,547.45	0.00	0.00	261.95	5,809.40	5,809.40
STLUCIE-Equities Sawgrass	960413102	WESTLAKE ORD	NA	NA	NA	38.00	04/01/2022	---	4,734.73	0.00	0.00	(45.53)	4,689.20	4,689.20
STLUCIE-Equities Sawgrass	971378104	WILLSCOT MOBILE MINI HOLDIN CL A ORD	NA	NA	NA	180.00	09/14/2021	---	5,150.63	0.00	0.00	1,892.77	7,043.40	7,043.40
STLUCIE-Equities Sawgrass	974250102	WINMARK ORD	NA	NA	NA	1.00	06/02/2020	---	137.48	0.00	0.00	82.52	220.00	220.00
STLUCIE-Equities Sawgrass	974250102	WINMARK ORD	NA	NA	NA	3.00	09/29/2020	---	492.82	0.00	0.00	167.18	660.00	660.00
STLUCIE-Equities Sawgrass	974250102	WINMARK ORD	NA	NA	NA	1.00	12/31/2020	---	186.54	0.00	0.00	33.46	220.00	220.00
STLUCIE-Equities Sawgrass	974250102	WINMARK ORD	NA	NA	NA	10.00	01/27/2021	---	1,816.70	0.00	0.00	383.30	2,200.00	2,200.00
STLUCIE-Equities Sawgrass	974250102	WINMARK ORD	NA	NA	NA	15.00	03/16/2021	---	2,745.62	0.00	0.00	554.38	3,300.00	3,300.00
STLUCIE-Equities Sawgrass	981475106	WORLD FUEL SERVICES ORD	NA	NA	NA	14.00	02/28/2020	---	434.70	1.68	0.00	(56.14)	378.56	378.56
STLUCIE-Equities Sawgrass	981475106	WORLD FUEL SERVICES ORD	NA	NA	NA	12.00	09/29/2020	---	256.50	1.44	0.00	67.98	324.48	324.48

**ST. LUCIE COUNTY BOARD OF COUNTY COMMISSIONERS
INVESTMENT PORTFOLIO
AS OF MARCH 31, 2022**

Account	Identifier	Description	S&P Rating	Fitch Rating	Moody's Rating	Current Units	Settle Date	Final Maturity	Book Value	Interest Due	Accrued Balance	Net Unrealized Gain/Loss	Market Value	Market Value + Accrued
STLUCIE-Equities Sawgrass	981475106	WORLD FUEL SERVICES ORD	NA	NA	NA	47.00	01/27/2021	---	1,523.74	5.64	0.00	(252.86)	1,270.88	1,270.88
STLUCIE-Equities Sawgrass	981475106	WORLD FUEL SERVICES ORD	NA	NA	NA	10.00	02/01/2021	---	320.90	1.20	0.00	(50.50)	270.40	270.40
STLUCIE-Equities Sawgrass	981475106	WORLD FUEL SERVICES ORD	NA	NA	NA	79.00	03/16/2021	---	2,811.52	9.48	0.00	(675.36)	2,136.16	2,136.16
STLUCIE-Equities Sawgrass	981475106	WORLD FUEL SERVICES ORD	NA	NA	NA	7.00	03/31/2021	---	248.86	0.84	0.00	(59.58)	189.28	189.28
STLUCIE-Equities Sawgrass	981475106	WORLD FUEL SERVICES ORD	NA	NA	NA	31.00	10/01/2021	---	1,038.87	3.72	0.00	(200.63)	838.24	838.24
STLUCIE-Equities Sawgrass	981475106	WORLD FUEL SERVICES ORD	NA	NA	NA	135.00	12/30/2021	---	3,665.56	16.20	0.00	(15.16)	3,650.40	3,650.40
STLUCIE-Equities Sawgrass	98421M106	XEROX HOLDINGS ORD	NA	NA	NA	66.00	07/01/2020	---	1,007.49	16.50	0.00	323.73	1,331.22	1,331.22
STLUCIE-Equities Sawgrass	98421M106	XEROX HOLDINGS ORD	NA	NA	NA	5.00	09/29/2020	---	89.25	1.25	0.00	11.60	100.85	100.85
STLUCIE-Equities Sawgrass	98421M106	XEROX HOLDINGS ORD	NA	NA	NA	6.00	12/31/2020	---	139.74	1.50	0.00	(18.72)	121.02	121.02
STLUCIE-Equities Sawgrass	98421M106	XEROX HOLDINGS ORD	NA	NA	NA	121.00	01/27/2021	---	2,488.99	30.25	0.00	(48.42)	2,440.57	2,440.57
STLUCIE-Equities Sawgrass	98421M106	XEROX HOLDINGS ORD	NA	NA	NA	8.00	02/01/2021	---	167.24	2.00	0.00	(5.88)	161.36	161.36
STLUCIE-Equities Sawgrass	98421M106	XEROX HOLDINGS ORD	NA	NA	NA	188.00	03/16/2021	---	5,022.98	47.00	0.00	(1,231.02)	3,791.96	3,791.96
STLUCIE-Equities Sawgrass	98421M106	XEROX HOLDINGS ORD	NA	NA	NA	17.00	03/31/2021	---	413.53	4.25	0.00	(70.64)	342.89	342.89
STLUCIE-Equities Sawgrass	G0176J109	ALLEGION ORD	NA	NA	NA	38.00	06/30/2021	---	5,282.35	0.00	0.00	(1,110.71)	4,171.64	4,171.64
STLUCIE-Equities Sawgrass	G0176J109	ALLEGION ORD	NA	NA	NA	3.00	10/01/2021	---	406.86	0.00	0.00	(77.52)	329.34	329.34
STLUCIE-Equities Sawgrass	G0176J109	ALLEGION ORD	NA	NA	NA	15.00	12/30/2021	---	1,956.68	0.00	0.00	(309.98)	1,646.70	1,646.70
STLUCIE-Equities Sawgrass	G02602103	AMDOCS ORD	NA	NA	NA	23.00	02/28/2020	---	1,575.50	9.09	0.00	315.33	1,890.83	1,890.83
STLUCIE-Equities Sawgrass	G02602103	AMDOCS ORD	NA	NA	NA	3.00	12/31/2020	---	211.56	1.19	0.00	35.07	246.63	246.63
STLUCIE-Equities Sawgrass	G02602103	AMDOCS ORD	NA	NA	NA	38.00	01/27/2021	---	2,687.74	15.01	0.00	436.24	3,123.98	3,123.98
STLUCIE-Equities Sawgrass	G02602103	AMDOCS ORD	NA	NA	NA	54.00	03/16/2021	---	4,316.44	21.33	0.00	122.90	4,439.34	4,439.34
STLUCIE-Equities Sawgrass	G02602103	AMDOCS ORD	NA	NA	NA	6.00	03/31/2021	---	491.46	2.37	0.00	1.80	493.26	493.26
STLUCIE-Equities Sawgrass	G02602103	AMDOCS ORD	NA	NA	NA	9.00	06/30/2021	---	704.43	3.56	0.00	35.46	739.89	739.89
STLUCIE-Equities Sawgrass	G1151C101	ACCENTURE CL A ORD	NA	NA	NA	110.00	09/02/2021	---	57,060.38	0.00	0.00	34.92	37,095.30	37,095.30
STLUCIE-Equities Sawgrass	G2717B108	CUSHMAN AND WAKEFIELD ORD	NA	NA	NA	27.00	02/28/2020	---	472.30	0.00	0.00	81.47	553.77	553.77
STLUCIE-Equities Sawgrass	G2717B108	CUSHMAN AND WAKEFIELD ORD	NA	NA	NA	27.00	09/29/2020	---	279.59	0.00	0.00	274.18	553.77	553.77
STLUCIE-Equities Sawgrass	G2717B108	CUSHMAN AND WAKEFIELD ORD	NA	NA	NA	5.00	12/31/2020	---	76.60	0.00	0.00	25.95	102.55	102.55
STLUCIE-Equities Sawgrass	G2717B108	CUSHMAN AND WAKEFIELD ORD	NA	NA	NA	101.00	01/27/2021	---	1,511.47	0.00	0.00	560.04	2,071.51	2,071.51
STLUCIE-Equities Sawgrass	G2717B108	CUSHMAN AND WAKEFIELD ORD	NA	NA	NA	154.00	03/16/2021	---	2,686.68	0.00	0.00	471.86	3,158.54	3,158.54
STLUCIE-Equities Sawgrass	G2717B108	CUSHMAN AND WAKEFIELD ORD	NA	NA	NA	16.00	03/31/2021	---	263.28	0.00	0.00	64.88	328.16	328.16
STLUCIE-Equities Sawgrass	G29183103	EATON ORD	NA	NA	NA	145.00	01/14/2019	---	10,165.34	0.00	0.00	11,839.86	22,005.20	22,005.20
STLUCIE-Equities Sawgrass	G29183103	EATON ORD	NA	NA	NA	125.00	04/17/2019	---	10,449.35	0.00	0.00	8,520.65	18,970.00	18,970.00
STLUCIE-Equities Sawgrass	G29183103	EATON ORD	NA	NA	NA	275.00	07/19/2019	---	22,142.67	0.00	0.00	19,591.33	41,734.00	41,734.00
STLUCIE-Equities Sawgrass	G3922B107	GENPACT ORD	NA	NA	NA	17.00	02/28/2020	---	713.65	0.00	0.00	26.02	739.67	739.67
STLUCIE-Equities Sawgrass	G3922B107	GENPACT ORD	NA	NA	NA	4.00	07/01/2020	---	145.20	0.00	0.00	28.84	174.04	174.04
STLUCIE-Equities Sawgrass	G3922B107	GENPACT ORD	NA	NA	NA	31.00	01/27/2021	---	1,283.40	0.00	0.00	65.41	1,348.81	1,348.81
STLUCIE-Equities Sawgrass	G3922B107	GENPACT ORD	NA	NA	NA	4.00	02/01/2021	---	155.72	0.00	0.00	18.32	174.04	174.04
STLUCIE-Equities Sawgrass	G3922B107	GENPACT ORD	NA	NA	NA	50.00	03/16/2021	---	2,138.39	0.00	0.00	37.11	2,175.50	2,175.50
STLUCIE-Equities Sawgrass	G3922B107	GENPACT ORD	NA	NA	NA	97.00	04/01/2022	---	4,277.16	0.00	0.00	(56.69)	4,220.47	4,220.47
STLUCIE-Equities Sawgrass	G5960L103	MEDTRONIC ORD	NA	NA	NA	572.00	06/24/2021	---	72,207.90	360.36	0.00	(8,744.50)	63,463.40	63,463.40
STLUCIE-Equities Sawgrass	G8232Y101	SMART GLOBAL HOLDINGS ORD	NA	NA	NA	138.00	02/28/2022	---	3,825.14	0.00	0.00	(260.60)	3,564.54	3,564.54
STLUCIE-Equities Sawgrass	N72482123	QIAGEN ORD	NA	NA	NA	13.00	03/31/2020	---	525.85	0.00	0.00	111.15	637.00	637.00
STLUCIE-Equities Sawgrass	N72482123	QIAGEN ORD	NA	NA	NA	24.00	01/27/2021	---	1,294.85	0.00	0.00	(118.85)	1,176.00	1,176.00
STLUCIE-Equities Sawgrass	N72482123	QIAGEN ORD	NA	NA	NA	36.00	03/16/2021	---	1,718.46	0.00	0.00	45.54	1,764.00	1,764.00
STLUCIE-Equities Sawgrass	N72482123	QIAGEN ORD	NA	NA	NA	36.00	03/31/2021	---	1,743.98	0.00	0.00	20.02	1,764.00	1,764.00
STLUCIE-Equities Sawgrass	N72482123	QIAGEN ORD	NA	NA	NA	18.00	06/30/2021	---	885.60	0.00	0.00	(3.60)	882.00	882.00
STLUCIE-Equities Sawgrass	N72482123	QIAGEN ORD	NA	NA	NA	80.00	12/30/2021	---	4,465.93	0.00	0.00	(545.93)	3,920.00	3,920.00
STLUCIE-Equities Sawgrass	Y1771G102	COSTAMARE ORD	NA	NA	NA	117.00	12/31/2020	---	908.71	0.00	0.00	1,086.14	1,994.85	1,994.85
STLUCIE-Equities Sawgrass	Y1771G102	COSTAMARE ORD	NA	NA	NA	39.00	01/28/2021	---	323.31	0.00	0.00	341.64	664.95	664.95
STLUCIE-Equities Sawgrass	Y1771G102	COSTAMARE ORD	NA	NA	NA	212.00	01/27/2021	---	1,808.36	0.00	0.00	1,806.24	3,614.60	3,614.60
STLUCIE-Equities Sawgrass	Y1771G102	COSTAMARE ORD	NA	NA	NA	86.00	02/01/2021	---	689.72	0.00	0.00	776.58	1,466.30	1,466.30
STLUCIE-Equities Sawgrass	Y1771G102	COSTAMARE ORD	NA	NA	NA	422.00	03/16/2021	---	4,427.79	0.00	0.00	2,767.31	7,195.10	7,195.10
STLUCIE-Equities Sawgrass	Y1771G102	COSTAMARE ORD	NA	NA	NA	22.00	03/31/2021	---	212.63	0.00	0.00	162.47	375.10	375.10
STLUCIE-Equities Sawgrass	464287630	ISHARES:RUSS 2000 VL ETF	NA	NA	NA	876.00	12/08/2016	---	102,229.11	0.00	0.00	39,157.29	141,386.40	141,386.40
STLUCIE-Equities Sawgrass	464287630	ISHARES:RUSS 2000 VL ETF	NA	NA	NA	130.00	12/20/2019	---	16,679.00	0.00	0.00	4,303.00	20,982.00	20,982.00
STLUCIE-Equities Sawgrass	46429B689	ISHARES:MSCI MV EAFE MVF	NA	NA	NA	4,759.00	07/22/2016	---	317,425.30	0.00	0.00	25,888.96	343,314.26	343,314.26
STLUCIE-Equities Sawgrass	46429B689	ISHARES:MSCI MV EAFE MVF	NA	NA	NA	482.00	12/08/2016	---	29,879.08	0.00	0.00	4,892.40	34,771.48	34,771.48
STLUCIE-Equities Sawgrass	46429B689	ISHARES:MSCI MV EAFE MVF	NA	NA	NA	320.00	05/30/2018	---	23,632.00	0.00	0.00	(547.20)	23,084.80	23,084.80
STLUCIE-Equities Sawgrass	46429B689	ISHARES:MSCI MV EAFE MVF	NA	NA	NA	480.00	12/20/2019	---	35,496.00	0.00	0.00	(868.80)	34,627.20	34,627.20
STLUCIE-Equities Sawgrass	922042775	VANGUARD FTSE XUS ETF	NA	NA	NA	9,250.00	12/08/2016	---	407,925.00	0.00	0.00	124,782.50	532,707.50	532,707.50
STLUCIE-Equities Sawgrass	922042775	VANGUARD FTSE XUS ETF	NA	NA	NA	540.00	05/30/2018	---	29,314.93	0.00	0.00	1,783.67	31,098.60	31,098.60
STLUCIE-Equities Sawgrass	922042775	VANGUARD FTSE XUS ETF	NA	NA	NA	840.00	12/20/2019	---	45,334.30	0.00	0.00	3,041.30	48,375.60	48,375.60
STLUCIE-Equities Sawgrass	922042858	VANGUARD EM ST I ETF	NA	NA	NA	1,578.00	12/08/2016	---	56,934.08	0.00	0.00	15,859.06	72,793.14	72,793.14
STLUCIE-Equities Sawgrass	922042858	VANGUARD EM ST I ETF	NA	NA	NA	190.00	12/20/2019	---	4,667.35	0.00	0.00	297.35	8,764.70	8,764.70
STLUCIE-Equities Sawgrass	922042858	VANGUARD EM ST I ETF	NA	NA	NA	560.00	12/14/2016	---	20,572.05	0.00	0.00	5,260.75	25,832.80	25,832.80
STLUCIE-Equities Sawgrass	922042858	VANGUARD EM ST I ETF	NA	NA	NA	130.00	05/30/2018	---	5,869.50	0.00	0.00	127.40	5,996.90	5,996.90
Total									8,409,610.46	4,866.19	0.00	1,779,821.68	10,189,432.14	10,189,432.14
Total									466,760,425.42	4,906.68	542,168.30	(5,864,397.49)	460,896,027.93	461,438,196.24