



MICHELLE R. MILLER
CLERK & COMPTROLLER
ST. LUCIE COUNTY, FLORIDA

December 5, 2022

The Honorable, Cathy Townsend, Chair
St. Lucie County Board of County Commissioners
2300 Virginia Avenue
Fort Pierce, Florida 34982

Re: Investment Report for Quarter Ending September 30, 2022

Dear Cathy,

I am pleased to share with you the 4th Quarter Investment Report for the fiscal year 2022.


The Investment Report includes the following:

- Investment Summary
- Portfolio Diversification, Maturity Distribution, Issuer Concentration, and Top 10 Holdings charts
- Investment Portfolio Detail

All investment activities were in compliance with the bid process as outlined in the Investment Policy. All of the investment categories and portfolio composition percentages are in accordance with the Investment Policy approved by the Board of County Commissioners.

The information is provided to you, the Honorable Members of the Board of County Commissioners, and the Investment Committee as required by the Investment Policy. Please do not hesitate to contact our office should you have questions.

Cordially,


Michelle R. Miller
Clerk & Comptroller

Enclosures
December 5, 2022
The Honorable, Cathy Townsend, Chair

cc:
District 1 Commissioner, Chris Dzadoovsky
District 2 Commissioner, Larry Leet
District 3 Commissioner, Linda Bartz
District 4 Commissioner, Jamie Fowler
Howard Tipton, County Administrator
Dan McIntyre, County Attorney
Jennifer Hill, OMB Director
Investment Committee Members
Budget Committee Members

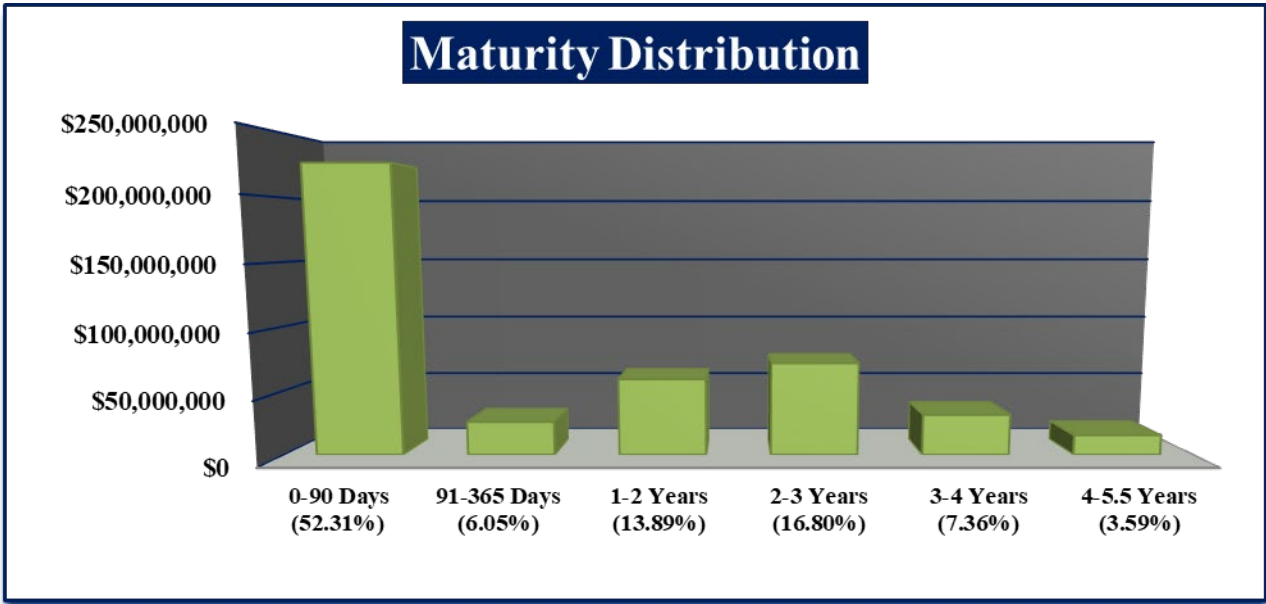
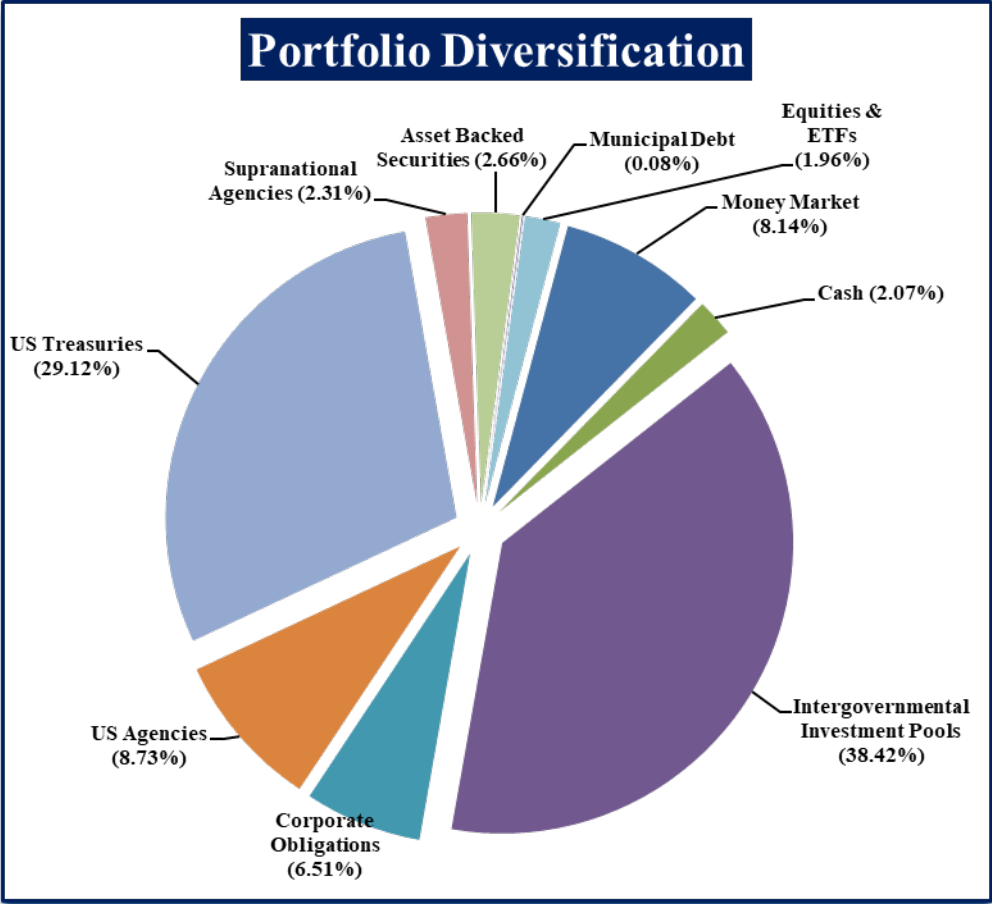
**ST LUCIE COUNTY, FLORIDA
BOARD OF COUNTY COMMISSIONERS
INVESTMENT SUMMARY
AS OF SEPTEMBER 30, 2022**

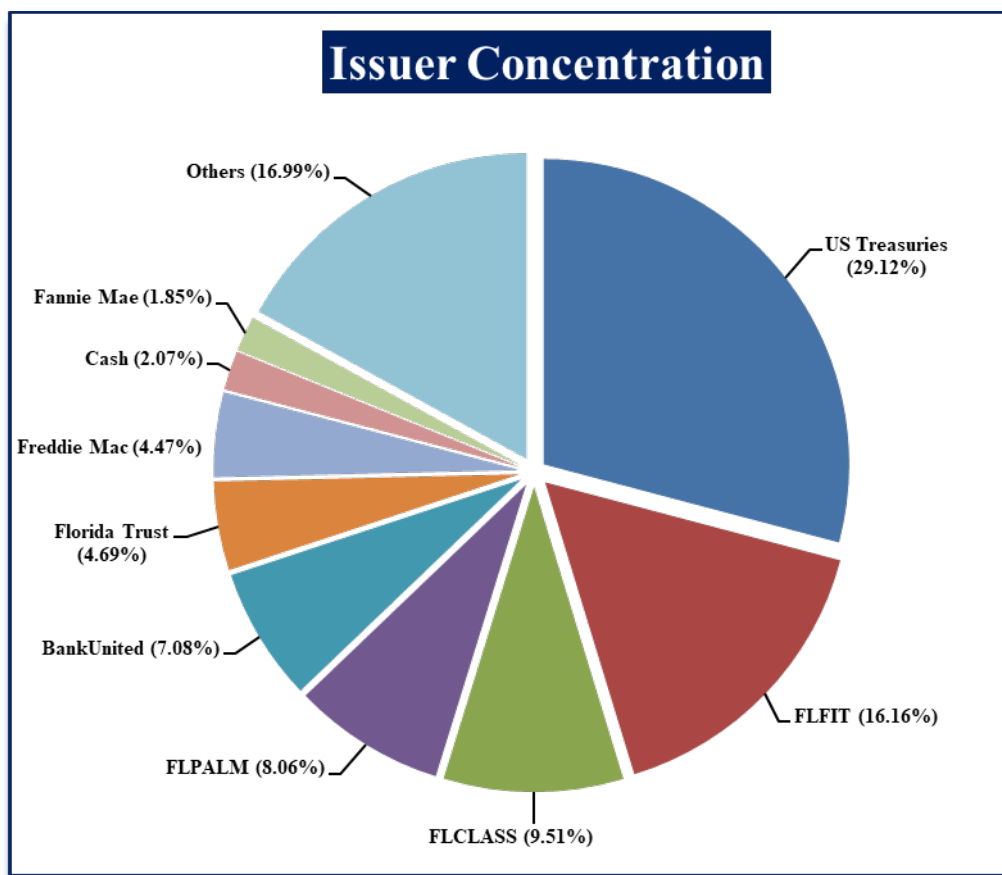
Portfolio Composition	Dollars Invested	Market Value Plus Accrued	Percentage of Total Portfolio	Maximum Allowable Percentage
<i>CASH</i>	\$ 8,891,784	\$ 8,891,784	2.07%	25%
<i>MONEY MARKET</i>	35,040,177	35,040,177	8.14%	80%
<i>INTERGOVERNMENTAL INVESTMENT POOLS</i>	165,418,801	165,418,801	38.42%	50%
<i>CORPORATE OBLIGATIONS</i>	29,501,286	28,042,290	6.51%	50%
<i>US AGENCIES</i>	39,306,611	37,575,660	8.73%	50%
<i>US TREASURIES</i>	133,826,507	125,376,074	29.12%	100%
<i>SUPRANATIONAL AGENCIES</i>	10,319,942	9,932,690	2.31%	25%
<i>ASSET BACKED SECURITIES</i>	12,060,028	11,461,605	2.66%	25%
<i>MUNICIPAL DEBT</i>	360,000	345,319	0.08%	25%
<i>EQUITIES and EXCHANGE TRADED FUNDS</i>	8,618,178	8,444,082	1.96%	10%
TOTAL INVESTMENTS	\$ 443,343,314	\$ 430,528,482	100%	

Cash and Fixed Income Summary	
Risk Metric	Value
Cash	\$8,891,784
Money Market & Intergovernmental Investment Pools	\$200,458,978
Fixed Income	\$212,733,638
Years to Final Maturity	1.33
Book Yield (1)	0.753%
Yield (2)	4.140%
Average Credit Rating	AA/Aa2/AA

(1) Book Yield - Book yield (purchase yield) is the rate that all future cash flows discounted to the book value. This is a projected return at time of purchase.

(2) Yield - Yield (current yield) is a bond's annual return on its annual coupon payments and current market price.





Top Ten Holdings

Rank	Issuer Name	Book Value	Market Value Plus Accrued	% of Market Plus Accrued
1	US Treasuries	\$ 133,826,507	\$ 125,376,074	29.12%
2	FLFIT	69,571,828	69,571,828	16.16%
3	FLCLASS	40,924,062	40,924,062	9.51%
4	FLPALM	34,710,155	34,710,155	8.06%
5	BankUnited Money Market Account	30,466,161	30,466,161	7.08%
6	Florida Trust	20,212,756	20,212,756	4.69%
7	Freddie Mac	19,866,738	19,257,843	4.47%
8	Cash	8,891,784	8,891,784	2.07%
9	Fannie Mae	8,408,569	7,956,434	1.85%
10	Federal Home Loan Banks	7,038,717	6,683,106	1.55%
Total		\$ 373,917,277	\$ 364,050,203	84.56%

**ST. LUCIE COUNTY BOARD OF COUNTY COMMISSIONERS
INVESTMENT PORTFOLIO
AS OF SEPTEMBER 30, 2022**

Account	Identifier	Description	S&P Rating	Fitch Rating	Moody's Rating	Current Units	Settle Date	Final Maturity	Book Value	Interest Due	Accrued Balance	Net Unrealized Gain/Loss	Market Value	Market Value + Accrued
CASH														
STLUCIE-PFM	CCYUSD	Receivable	AAA	AAA	Aaa	327.64	---	09/30/2022	327.64	0.00	0.00	0.00	327.64	327.64
STLUCIE-Sawgrass	CCYUSD	Receivable	AAA	AAA	Aaa	4,276.59	---	09/30/2022	4,276.59	0.00	0.00	0.00	4,276.59	4,276.59
STLUCIE-Cash Sol	CCYUSD	Receivable	AAA	AAA	Aaa	11.59	---	09/30/2022	11.59	0.00	0.00	0.00	11.59	11.59
STLUCIE-Cash Sol	CCYUSD	Cash	AAA	AAA	Aaa	6.43	---	09/30/2022	6.43	0.00	0.00	0.00	6.43	6.43
STLUCIE-Cash in Bank	CCYUSD	Cash	AAA	AAA	Aaa	8,880,653.82	---	09/30/2022	8,880,653.82	0.00	0.00	0.00	8,880,653.82	8,880,653.82
STLUCIE-Payden & Rygel	CCYUSD	Receivable	AAA	AAA	Aaa	1,472.25	---	09/30/2022	1,472.25	0.00	0.00	0.00	1,472.25	1,472.25
STLUCIE-Equities Sawgrass	CCYUSD	Cash	AAA	AAA	Aaa	(0.01)	---	09/30/2022	(0.01)	0.00	0.00	0.00	(0.01)	(0.01)
STLUCIE-Equities Sawgrass	CCYUSD	Receivable	AAA	AAA	Aaa	5,035.45	---	09/30/2022	5,035.45	0.00	0.00	0.00	5,035.45	5,035.45
									8,891,783.76	0.00	0.00	0.00	8,891,783.76	8,891,783.76
MONEY MARKET														
STLUCIE-PFM	31846V443	FIRST AMER:GVT OBLG V	AAAm	AAA	Aaa	439,169.78	---	09/30/2022	439,169.78	327.64	0.00	0.00	439,169.78	439,169.78
STLUCIE-Sawgrass	31846V443	FIRST AMER:GVT OBLG V	AAAm	AAA	Aaa	3,474,496.05	---	09/30/2022	3,474,496.05	4,276.59	0.00	0.00	3,474,496.05	3,474,496.05
STLUCIE-Cash Sol	31846V443	FIRST AMER:GVT OBLG V	AAAm	AAA	Aaa	6,607.56	---	09/30/2022	6,607.56	11.59	0.00	0.00	6,607.56	6,607.56
STLUCIE-Payden & Rygel	31846V443	FIRST AMER:GVT OBLG V	AAAm	AAA	Aaa	379,765.07	---	09/30/2022	379,765.07	1,472.25	0.00	0.00	379,765.07	379,765.07
STLUCIE-Equities Sawgrass	31846V443	FIRST AMER:GVT OBLG V	AAAm	AAA	Aaa	273,977.31	---	09/30/2022	273,977.31	692.42	0.00	0.00	273,977.31	273,977.31
St Lucie - BankUnited	BANKUNITED	IDP Bank Holdings	NA	NA	NA	30,466,161.11	---	09/30/2022	30,466,161.11	0.00	0.00	0.00	30,466,161.11	30,466,161.11
									35,040,176.88	6,780.49	0.00	0.00	35,040,176.88	35,040,176.88
INTERGOVERNMENTAL INVESTMENT POOLS														
St Lucie - FLPALM	FLPALM	Florida Education Investment Trust Fund	NA	NA	NA	34,710,154.63	---	09/30/2022	34,710,154.63	0.00	0.00	0.00	34,710,154.63	34,710,154.63
St Lucie - FLCLASS	FLCLASS	FLCLASS - Genral	NA	NA	NA	40,519,571.98	---	09/30/2022	40,519,571.98	0.00	0.00	0.00	40,519,571.98	40,519,571.98
St Lucie - FLCLASS	FLCLASS	FLCLASS - Sports Complex Capital Project Fund	NA	NA	NA	404,490.00	---	09/30/2022	404,490.00	0.00	0.00	0.00	404,490.00	404,490.00
St Lucie - FLFIT	FLFIT	FLFIT	NA	NA	NA	69,571,828.20	---	09/30/2022	69,571,828.20	0.00	0.00	0.00	69,571,828.20	69,571,828.20
STLUCIE-FL Trst	FLGIT-DAY-T	FLGIT Day-To-Day Fund	NA	NA	NA	20,212,756.06	---	09/30/2022	20,212,756.06	0.00	0.00	0.00	20,212,756.06	20,212,756.06
									165,418,800.87	0.00	0.00	0.00	165,418,800.87	165,418,800.87
CORPORATE OBLIGATIONS														
STLUCIE-Sawgrass	023135BQ8	AMAZON.COM INC	AA	AA-	A1	320,000.00	06/03/2020	06/03/2025	319,875.20	0.00	839.11	(29,648.00)	290,227.20	291,066.31
STLUCIE-Sawgrass	023135BQ8	AMAZON.COM INC	AA	AA-	A1	1,000,000.00	03/02/2022	06/03/2025	965,430.00	0.00	2,622.22	(58,470.00)	906,960.00	909,582.22
STLUCIE-Sawgrass	023135B33	AMAZON.COM INC	AA	AA-	A1	310,000.00	05/12/2021	05/12/2026	308,660.80	0.00	1,196.94	(36,657.50)	272,003.30	273,200.24
STLUCIE-Sawgrass	025816BW8	AMERICAN EXPRESS CO	BBB+	A	A2	710,000.00	05/04/2022	08/03/2023	718,292.80	0.00	4,232.39	(12,829.70)	705,463.10	709,695.49
STLUCIE-Sawgrass	025816CR8	AMERICAN EXPRESS CO	BBB+	A	A2	380,000.00	03/04/2022	03/04/2025	380,000.00	0.00	951.53	(364.80)	379,635.20	380,586.73
STLUCIE-Sawgrass	037833DT4	APPLE INC	AA+	NA	Aaa	500,000.00	03/23/2021	05/11/2025	502,770.00	0.00	2,187.50	(44,170.00)	458,600.00	460,787.50
STLUCIE-Sawgrass	05531FBH5	TRUIST FINANCIAL CORP	A-	A	A3	605,000.00	10/24/2019	08/01/2024	612,562.50	0.00	2,520.83	(33,160.05)	579,402.45	581,923.28
STLUCIE-Sawgrass	06051GJY6	BANK OF AMERICA CORP	A-	AA-	A2	310,000.00	06/14/2021	06/14/2024	310,000.00	0.00	481.89	(10,598.90)	299,401.10	299,882.99
STLUCIE-Sawgrass	06051GJY6	BANK OF AMERICA CORP	A-	AA-	A2	1,000,000.00	06/16/2021	06/14/2024	1,000,610.00	0.00	1,554.47	(34,800.00)	965,810.00	967,364.47
STLUCIE-Sawgrass	06051GJY6	BANK OF AMERICA CORP	A-	AA-	A2	750,000.00	03/02/2022	06/14/2024	736,890.00	0.00	1,165.85	(12,532.50)	724,357.50	725,523.35
STLUCIE-Sawgrass	06406FAD5	BANK OF NEW YORK MELLON CORP	A	AA-	A1	1,000,000.00	04/01/2019	08/16/2023	975,520.00	0.00	2,750.00	4,750.00	980,270.00	983,020.00
STLUCIE-Sawgrass	06406FAD5	BANK OF NEW YORK MELLON CORP	A	AA-	A1	500,000.00	06/16/2021	08/16/2023	519,125.00	0.00	1,375.00	(28,990.00)	490,135.00	491,510.00
STLUCIE-Sawgrass	14913Q3B3	CATERPILLAR FINANCIAL SERVICES CORP	A	A	A2	520,000.00	10/29/2020	11/08/2024	552,177.60	0.00	4,440.94	(57,636.80)	494,540.80	498,981.74
STLUCIE-Sawgrass	14913Q3B3	CATERPILLAR FINANCIAL SERVICES CORP	A	A	A2	500,000.00	02/04/2021	11/08/2024	530,180.00	0.00	4,270.14	(45,520.00)	475,660.14	479,790.14
STLUCIE-Sawgrass	14913Q3B3	CATERPILLAR FINANCIAL SERVICES CORP	A	A	A2	500,000.00	06/16/2021	11/08/2024	527,020.00	0.00	4,270.14	(51,500.00)	475,520.00	479,790.14
STLUCIE-Sawgrass	14913R2C0	CATERPILLAR FINANCIAL SERVICES CORP	A	A	A2	500,000.00	08/16/2021	05/15/2025	510,760.00	0.00	2,738.89	(49,025.00)	461,735.00	464,473.89
STLUCIE-Sawgrass	166756AE6	CHEVRON USA INC	AA-	NA	Aa2	570,000.00	08/12/2020	08/12/2025	570,000.00	0.00	533.00	(60,123.60)	509,876.40	510,409.40
STLUCIE-Sawgrass	166756AE6	CHEVRON USA INC	AA-	NA	Aa2	1,250,000.00	10/28/2021	08/12/2025	1,228,912.50	0.00	1,168.85	(110,762.50)	1,118,150.00	1,119,318.85
STLUCIE-Sawgrass	172967MT5	CITIGROUP INC	BBB+	A	A3	425,000.00	11/12/2020	10/30/2024	426,160.25	0.00	1,383.33	(22,554.75)	403,605.50	404,988.83
STLUCIE-Sawgrass	24422EWJ4	JOHN DEERE CAPITAL CORP	A	A	A2	1,250,000.00	09/12/2022	09/08/2025	1,252,362.50	0.00	3,234.38	(22,612.50)	1,229,750.00	1,232,984.38
STLUCIE-Sawgrass	341081FK8	FLORIDA POWER & LIGHT CO	A+	AA-	Aa2	1,230,000.00	04/27/2022	06/01/2024	1,236,900.30	0.00	13,325.00	(33,087.00)	1,203,813.30	1,217,138.30
STLUCIE-Sawgrass	38141GWU4	GOLDMAN SACHS GROUP INC	BBB+	A	A2	1,890,000.00	03/18/2019	02/23/2023	1,878,338.70	0.00	7,591.54	10,886.40	1,889,225.10	1,896,816.64
STLUCIE-Sawgrass	458140AM2	INTEL CORP	A+	A+	A1	225,000.00	07/19/2018	12/15/2022	220,572.00	0.00	1,788.75	3,676.50	224,248.50	226,037.25
STLUCIE-Sawgrass	458140AM2	INTEL CORP	A+	A+	A1	500,000.00	12/13/2019	12/15/2022	511,690.00	0.00	3,975.00	(13,360.00)	498,330.00	502,305.00
STLUCIE-Sawgrass	458140AM2	INTEL CORP	A+	A+	A1	500,000.00	12/16/2019	12/15/2022	511,470.00	0.00	3,975.00	(13,140.00)	498,330.00	502,305.00
STLUCIE-Sawgrass	45866FAT1	INTERCONTINENTAL EXCHANGE INC	A-	NA	A3	330,000.00	05/23/2022	05/23/2025	339,637.00	0.00	4,282.67	(10,279.50)	319,357.50	323,640.17
STLUCIE-Sawgrass	49327M2U7	KEYBANK NA	A-	A-	A3	145,000.00	03/07/2018	03/07/2023	144,973.90	0.00	326.25	(640.90)	144,333.00	144,659.25
STLUCIE-Sawgrass	49327M2U7	KEYBANK NA	A-	A-	A3	500,000.00	02/02/2021	03/07/2023	531,955.00	0.00	1,125.00	(34,255.00)	497,700.00	498,825.00
STLUCIE-Sawgrass	6174468W2	MORGAN STANLEY	A-	A	A1	800,000.00	07/27/2021	01/25/2024	799,800.00	0.00	775.87	(12,840.00)	786,960.00	787,735.87
STLUCIE-Sawgrass	61746BEC6	MORGAN STANLEY	A-	A	A1	690,000.00	11/15/2019	10/24/2023	706,111.50	0.00	5,451.84	(16,097.70)	690,013.80	695,465.64
STLUCIE-Sawgrass	61747YEA9	MORGAN STANLEY	A-	A	A1	85,000.00	11/05/2021	05/30/2025	84,127.05	0.00	225.70	(5,893.05)	78,234.00	78,459.70
STLUCIE-Sawgrass	654106AH6	NIKE INC	AA-	NA	A1	420,000.00	03/27/2020	03/27/2025	419,428.80	0.00	112.00	(21,168.00)	398,260.80	398,372.80
STLUCIE-Sawgrass	654106AH6	NIKE INC	AA-	NA	A1	500,000.00	02/04/2021	03/27/2025	536,640.00	0.00	133.33	(62,520.00)	474,120.00	474,253.33
STLUCIE-Sawgrass	654106AH6	NIKE INC	AA-	NA	A1	750,000.00	06/16/2021	03/27/2025	795,862.50	0.00	200.00	(84,682.50)	711,180.00	711,380.00
STLUCIE-Sawgrass	693475AV7	PNC FINANCIAL SERVICES GROUP INC	A-	A	A3	1,500,000.00	04/01/2019	01/23/2024	1,541,610.00	0.00	9,916.67	(65,460.00)	1,476,150.00	1,486,066.67
STLUCIE-Sawgrass	69353REQ7	PNC BANK NA	A	A+	A2	305,000.00	06/26/2020	06/01/2025	338,418.85	0.00	3,304.17	(46,320.35)	292,098.50	295,402.67
STLUCIE-Payden & Rygel	74274TAH3	PRIVATE EXPORT FUNDING CORP	NA	AA+	Aaa	565,000.00	04/29/2021	04/28/2023	564,406.75	0.00	720.38	(10,537.25)	553,869.50	554,589.88
STLUCIE-Sawgrass	857477BE2	STATE STREET CORP	A	AA-	A1	880,000.00	09/13/2021	11/01/2025	924,800.80	0.00	8,631.33	(93,024.80)	831,776.00	840,407.33
STLUCIE-Sawgrass	86787EBC0	TRUIST BANK	A	A+	A2	750,000.00	06/02/2020	04/01/2024	810,420.00	0.00	12,000.00	(78,232.50)	732,187.50	744,187.50
STLUCIE-Sawgrass	86787EBC0	TRUIST BANK	A	A+	A2	500,000.00	02/04/2021	04/01/2024	542,375.00	0.00	8,000.00	(54,250.00)	488,125.00	496,125.00
STLUCIE-Sawgrass	88579YBM2	3M CO	A+	NA	A1	280,000.00	03/27/2020	04/15/2025	279,773.20	0.00	3,421.44	(1		

**ST. LUCIE COUNTY BOARD OF COUNTY COMMISSIONERS
INVESTMENT PORTFOLIO
AS OF SEPTEMBER 30, 2022**

Account	Identifier	Description	S&P Rating	Fitch Rating	Moody's Rating	Current Units	Settle Date	Final Maturity	Book Value	Interest Due	Accrued Balance	Net Unrealized Gain/Loss	Market Value	Market Value + Accrued
STLUCIE-Sawgrass	88579YBM2	3M CO	A+	NA	A1	500,000.00	06/16/2021	04/15/2025	535,190.00	0.00	6,109.72	(64,245.00)	470,945.00	477,054.72
STLUCIE-Sawgrass	931142EK5	WALMART INC	AA	AA	Aa2	560,000.00	06/27/2018	06/26/2023	550,408.80	0.00	5,024.44	(3,136.00)	557,272.80	562,297.24
STLUCIE-Sawgrass	931142EK5	WALMART INC	AA	AA	Aa2	140,000.00	06/27/2018	06/26/2023	139,962.20	0.00	1,256.11	(644.00)	139,318.20	140,574.31
STLUCIE-Sawgrass	931142EK5	WALMART INC	AA	AA	Aa2	500,000.00	12/13/2019	06/26/2023	525,075.00	0.00	4,486.11	(27,510.00)	497,565.00	502,051.11
									29,501,286.49	0.00	162,295.17	(1,621,291.24)	27,879,995.25	28,042,290.42
US AGENCIES														
STLUCIE-Payden & Rygel	3130AKXQ4	FEDERAL HOME LOAN BANKS	AA+	AAA	Aaa	600,000.00	02/16/2021	02/12/2026	599,580.00	0.00	490.00	(72,804.00)	526,776.00	527,266.00
STLUCIE-Sawgrass	3130ALCV4	FEDERAL HOME LOAN BANKS	AA+	AAA	WR	525,000.00	02/24/2021	02/24/2026	525,000.00	0.00	404.69	(62,175.75)	462,824.25	463,228.94
STLUCIE-Sawgrass	3130ANMH0	FEDERAL HOME LOAN BANKS	AA+	AAA	Aaa	3,100,000.00	07/27/2022	08/20/2026	2,855,999.00	0.00	3,883.61	(127,844.00)	2,728,155.00	2,732,038.61
STLUCIE-Sawgrass	3130ARQ87	FEDERAL HOME LOAN BANKS	AA+	AAA	Aaa	2,100,000.00	04/29/2022	04/29/2026	2,100,000.00	0.00	26,600.00	(111,279.00)	1,988,721.00	2,015,321.00
STLUCIE-Payden & Rygel	3130ASME6	FEDERAL HOME LOAN BANKS	AA+	AAA	Aaa	960,000.00	07/08/2022	07/08/2024	958,137.60	0.00	6,640.00	(19,526.40)	938,611.20	945,251.20
STLUCIE-Sawgrass	3133EL4J0	FEDERAL FARM CREDIT BANKS FUNDING CORP	AA+	AAA	Aaa	1,000,000.00	08/20/2020	08/19/2024	999,250.00	0.00	548.33	(72,110.00)	927,140.00	927,688.33
STLUCIE-Sawgrass	3133ELX33	FEDERAL FARM CREDIT BANKS FUNDING CORP	AA+	AAA	Aaa	415,000.00	07/24/2020	07/22/2025	414,792.50	0.00	548.84	(40,358.75)	374,433.75	374,982.59
STLUCIE-Sawgrass	3133ELX33	FEDERAL FARM CREDIT BANKS FUNDING CORP	AA+	AAA	Aaa	1,325,000.00	07/27/2020	07/22/2025	1,324,536.25	0.00	1,752.31	(129,055.00)	1,195,481.25	1,197,233.56
STLUCIE-Sawgrass	3133ENGQ7	FEDERAL FARM CREDIT BANKS FUNDING CORP	AA+	AAA	Aaa	700,000.00	12/09/2021	12/09/2024	699,958.00	0.00	2,003.56	(48,328.00)	651,630.00	653,633.56
STLUCIE-Sawgrass	3134GW6C5	FEDERAL HOME LOAN MORTGAGE CORP	AA+	AAA	Aaa	1,700,000.00	07/20/2022	10/28/2026	1,526,107.00	0.00	5,780.00	(52,071.00)	1,474,036.00	1,479,816.00
STLUCIE-Payden & Rygel	3134GX3A0	FEDERAL HOME LOAN MORTGAGE CORP	AA+	AAA	Aaa	490,000.00	09/30/2022	09/30/2025	490,000.00	0.00	64.65	(3,728.90)	486,271.10	486,335.75
STLUCIE-Payden & Rygel	3134GXD24	FEDERAL HOME LOAN MORTGAGE CORP	AA+	AAA	Aaa	300,000.00	12/04/2020	11/25/2024	300,000.00	0.00	472.50	(24,939.00)	275,061.00	275,533.50
STLUCIE-PFM	3134GXM35	FEDERAL HOME LOAN MORTGAGE CORP	AA+	AAA	Aaa	550,000.00	08/05/2022	08/01/2025	550,000.00	0.00	3,080.00	(13,805.00)	536,195.00	539,275.00
STLUCIE-Payden & Rygel	3134GXR63	FEDERAL HOME LOAN MORTGAGE CORP	AA+	AAA	Aaa	460,000.00	08/29/2022	08/28/2025	460,000.00	0.00	1,656.00	(7,268.00)	452,732.00	454,388.00
STLUCIE-Payden & Rygel	3134GXS47	FEDERAL HOME LOAN MORTGAGE CORP	AA+	AAA	Aaa	460,000.00	08/31/2022	08/28/2025	460,000.00	0.00	1,663.67	(5,165.80)	454,834.20	456,497.87
STLUCIE-Payden & Rygel	3134GXS88	FEDERAL HOME LOAN MORTGAGE CORP	AA+	AAA	Aaa	450,000.00	08/30/2022	02/28/2025	450,000.00	0.00	1,550.00	(5,107.50)	444,892.50	446,442.50
STLUCIE-PFM	3135G04Q3	FEDERAL NATIONAL MORTGAGE ASSOCIATION	AA+	AAA	Aaa	1,665,000.00	05/22/2020	05/22/2023	1,659,988.33	0.00	1,491.56	(34,965.00)	1,625,023.33	1,626,514.91
STLUCIE-PFM	3135G05G4	FEDERAL NATIONAL MORTGAGE ASSOCIATION	AA+	AAA	Aaa	1,580,000.00	07/10/2020	07/10/2023	1,576,603.00	0.00	888.75	(43,892.40)	1,532,710.60	1,533,599.35
STLUCIE-PFM	3135G05G4	FEDERAL NATIONAL MORTGAGE ASSOCIATION	AA+	AAA	Aaa	1,100,000.00	10/08/2020	07/10/2023	1,099,725.00	0.00	618.75	(32,648.00)	1,067,077.00	1,067,695.75
STLUCIE-PFM	3135G05R0	FEDERAL NATIONAL MORTGAGE ASSOCIATION	AA+	AAA	Aaa	650,000.00	08/12/2020	08/10/2023	648,830.00	0.00	276.25	(20,735.00)	628,095.00	628,371.25
STLUCIE-Sawgrass	3135G06A6	FEDERAL NATIONAL MORTGAGE ASSOCIATION	AA+	AAA	Aaa	1,500,000.00	11/06/2020	10/20/2025	1,499,625.00	0.00	3,890.83	(166,860.00)	1,332,765.00	1,336,655.83
STLUCIE-Payden & Rygel	3135G06G3	FEDERAL NATIONAL MORTGAGE ASSOCIATION	AA+	AAA	Aaa	480,000.00	11/12/2020	11/07/2025	478,281.60	0.00	960.00	(50,822.40)	427,459.20	428,419.20
STLUCIE-PFM	3135G06H1	FEDERAL NATIONAL MORTGAGE ASSOCIATION	AA+	AAA	Aaa	450,000.00	11/25/2020	11/27/2023	449,487.00	0.00	387.50	(19,579.50)	429,907.50	430,295.00
STLUCIE-Payden & Rygel	3137EAEN5	FEDERAL HOME LOAN MORTGAGE CORP	AA+	AAA	Aaa	500,000.00	06/11/2018	06/19/2023	497,280.00	0.00	3,895.83	(2,715.00)	494,565.00	498,460.83
STLUCIE-PFM	3137EAES4	FEDERAL HOME LOAN MORTGAGE CORP	AA+	AAA	Aaa	1,500,000.00	06/26/2020	06/26/2023	1,495,620.00	0.00	989.58	(37,800.00)	1,457,820.00	1,458,809.58
STLUCIE-Payden & Rygel	3137EAEU9	FEDERAL HOME LOAN MORTGAGE CORP	AA+	AAA	Aaa	330,000.00	07/23/2020	07/21/2025	328,356.60	0.00	240.63	(32,297.10)	296,059.50	296,300.13
STLUCIE-PFM	3137EAEV7	FEDERAL HOME LOAN MORTGAGE CORP	AA+	AAA	Aaa	1,100,000.00	08/21/2020	08/24/2023	1,098,878.00	0.00	282.64	(37,037.00)	1,061,841.00	1,062,123.64
STLUCIE-PFM	3137EAEW5	FEDERAL HOME LOAN MORTGAGE CORP	AA+	AAA	Aaa	325,000.00	09/04/2020	09/08/2023	324,892.75	0.00	51.91	(11,992.50)	312,900.25	312,952.16
STLUCIE-PFM	3137EAEW5	FEDERAL HOME LOAN MORTGAGE CORP	AA+	AAA	Aaa	230,000.00	09/04/2020	09/08/2023	230,042.00	0.00	36.74	(8,604.90)	221,437.10	221,473.84
STLUCIE-PFM	3137EAEZ8	FEDERAL HOME LOAN MORTGAGE CORP	AA+	AAA	Aaa	280,000.00	11/05/2020	11/06/2023	279,748.00	0.00	281.94	(12,006.40)	267,741.60	268,023.54
STLUCIE-Payden & Rygel	3137B04Y7	FHMS K-SMC A2	AA+	AAA	Aaa	210,000.00	10/04/2019	01/25/2023	214,167.19	0.00	457.63	(5,433.49)	208,733.70	209,191.33
STLUCIE-PFM	3137B1BS0	FHMS K-026 A2	AA+	AAA	Aaa	267,778.90	06/17/2019	11/25/2022	270,121.97	0.00	560.10	(2,937.53)	267,184.43	267,744.54
STLUCIE-Payden & Rygel	3137B36J2	FHMS K-029 A2	AA+	AAA	Aaa	167,592.38	08/19/2019	02/25/2023	175,402.45	0.00	463.67	(8,420.10)	166,982.35	167,446.02
STLUCIE-Payden & Rygel	3137B36J2	FHMS K-029 A2	AA+	AAA	Aaa	102,417.57	08/19/2019	02/25/2023	107,198.39	0.00	283.36	(5,153.62)	102,044.77	102,328.12
STLUCIE-Payden & Rygel	3137B3NX2	FHMS K-031 A2	AA+	AAA	Aaa	453,062.47	03/10/2020	04/25/2023	482,688.51	0.00	1,245.92	(32,865.43)	449,823.08	451,069.00
STLUCIE-Payden & Rygel	3137B4WB8	FHMS K-033 A2	AA+	AAA	Aaa	480,000.00	03/03/2020	07/25/2023	503,775.00	0.00	1,224.00	(28,786.20)	474,988.80	476,212.80
STLUCIE-PFM	3137B5JL8	FHMS K-034 A1	AA+	AAA	Aaa	3,568.44	06/18/2018	02/25/2023	3,550.18	0.00	7.94	11.27	3,561.45	3,569.38
STLUCIE-Payden & Rygel	3137B5JM6	FHMS K-034 A2	AA+	AAA	Aaa	280,000.00	03/11/2020	07/25/2023	301,000.00	0.00	823.90	(23,195.20)	277,804.80	278,628.70
STLUCIE-PFM	3137B7EZ8	FHMS K-036 A1	AA+	AAA	Aaa	31,674.55	01/10/2019	04/25/2023	31,526.08	0.00	73.30	37.61	31,563.69	31,636.99
STLUCIE-PFM	3137BBBC3	FHMS K-038 A1	AA+	AAA	Aaa	25,432.47	11/26/2018	10/25/2023	25,070.85	0.00	55.19	290.15	25,361.00	25,416.19
STLUCIE-PFM	3137BEVH4	FHMS K-040 A2	AA+	AAA	Aaa	750,000.00	09/20/2022	09/25/2024	735,937.50	0.00	2,025.63	(4,537.50)	731,400.00	733,425.63
STLUCIE-PFM	3137BF9F8	FHMS K-041 A2	AA+	AAA	Aaa	750,000.00	09/02/2022	10/25/2024	740,126.95	0.00	1,981.88	(11,141.95)	729,985.00	730,966.88
STLUCIE-PFM	3137BJP64	FHMS K-046 A2	AA+	AAA	Aaa	500,000.00	08/08/2022	03/25/2025	496,269.53	0.00	1,335.42	(12,929.53)	483,340.00	484,675.42
STLUCIE-PFM	3137BKRJ1	FHMS K-047 A2	AA+	AAA	Aaa	725,000.00	05/24/2022	05/25/2025	729,644.53	0.00	2,011.27	(27,960.53)	701,684.00	703,695.27
STLUCIE-PFM	3137BLM28	FHMS K-049 A2	AA+	AAA	Aaa	750,000.00	08/16/2022	07/25/2025	739,423.83	0.00	1,881.25	(20,698.83)	718,725.00	720,606.25
STLUCIE-PFM	3137BM7C4	FHMS K-051 A2	AA+	AAA	Aaa	400,000.00	08/10/2022	09/25/2025	397,093.75	0.00	1,102.67	(11,497.75)	385,596.00	386,698.67
STLUCIE-PFM	3137BMTX4	FHMS K-052 A2	AA+	AAA	Aaa	725,000.00	07/26/2022	11/25/2025	716,617.19	0.00	1,903.73	(21,907.69)	694,709.50	696,613.23
STLUCIE-PFM	3137BN6G7	FHMS K-053 A2	AA+	AAA	Aaa	600,000.00	08/09/2022	12/25/2025	593,085.94	0.00	1,497.50	(21,393.94)	571,692.00	573,189.50
STLUCIE-PFM	3137BSWP7	FHMS K-723 A2	AA+	AAA	Aaa	248,114.66	02/13/2020	08/25/2023	254,123.69	0.00	507.39	(9,946.61)	244,177.08	244,684.48
STLUCIE-PFM	3137BTU25	FHMS K-724 A2	AA+	AAA	Aaa	488,354.62	02/02/2021	11/25/2023	521,337.63	0.00	1,246.12	(39,824.86)	481,512.77	482,758.89
STLUCIE-Payden & Rygel	3137BWW00	FHMS K-725 AM	AA+	AAA	Aaa	390,000.00	06/26/2019	02/25/2024	405,051.56	0.00	1,008.80	(22,847.66)	382,203.90	383,212.70
STLUCIE-PFM	3137F72U8	FHMS K-J32 A1	AA+	AAA	Aaa	54,027.60	11/30/2020	06/25/2025	54,027.39	0.00	23.23	(3,261.43)	50,765.96	50,789.19
STLUCIE-PFM	3137F9ZD6	FHMS K-J33 A1	AA+	AAA	Aaa	230.90	02/26/2021	12/25/2025	230.89	0.00	0.08	(0.51)	230.38	230.46
STLUCIE-Payden & Rygel	3137F9ZD6	FHMS K-J33 A1	AA+	AAA	Aaa	461.79	02/26/2021	12/25/2025	461.78	0.00	0.17	(1.02)	460.76	460.92
STLUCIE-Payden & Rygel	3137FARE0	FHMS K-727 A2	AA+</											

**ST. LUCIE COUNTY BOARD OF COUNTY COMMISSIONERS
INVESTMENT PORTFOLIO
AS OF SEPTEMBER 30, 2022**

Account	Identifier	Description	S&P	Fitch	Moody's	Current Units	Settle Date	Final Maturity	Book Value	Interest Due	Accrued Balance	Net Unrealized Gain/Loss	Market Value +		
			Rating	Rating	Rating								Market Value	Accrued	
STLUCIE-Payden & Rygel	3138WJDM7	FN AS8207	AA+	AAA	Aaa	123,266.45	09/17/2019	10/01/2031	125,231.01	0.00	256.81	(10,861.93)	114,369.08	114,625.88	
STLUCIE-Payden & Rygel	3140K6CH6	FN BO9971	AA+	AAA	Aaa	226,508.29	12/23/2019	08/01/2034	228,985.73	0.00	471.89	(18,806.42)	210,179.31	210,651.20	
STLUCIE-Payden & Rygel	3140XAPT3	FN FM6733	AA+	AAA	Aaa	396,286.38	05/18/2021	02/01/2035	415,976.87	0.00	825.60	(48,290.48)	367,686.39	368,511.99	
STLUCIE-Payden & Rygel	31418CFJ8	FN MA2868	AA+	AAA	Aaa	176,116.31	12/17/2019	01/01/2032	177,822.44	0.00	366.91	(14,418.20)	163,404.24	163,771.15	
STLUCIE-Payden & Rygel	6903535R4	US INTERNATIONAL DEVELOPMENT FINANCE CORP	AA+	AAA	Aaa	105,000.00	02/20/2019	03/20/2024	105,000.00	0.00	90.48	(946.58)	104,053.43	104,143.90	
STLUCIE-Payden & Rygel	690353M79	US INTERNATIONAL DEVELOPMENT FINANCE CORP	AA+	AAA	Aaa	20,782.19	01/16/2019	02/15/2023	20,349.09	0.00	47.53	308.41	20,657.49	20,705.03	
STLUCIE-Payden & Rygel	690353ZC4	US INTERNATIONAL DEVELOPMENT FINANCE CORP	AA+	AAA	Aaa	19,915.73	01/30/2019	05/15/2025	19,700.65	0.00	63.87	(340.56)	19,360.09	19,423.96	
STLUCIE-Payden & Rygel	880591EW8	TENNESSEE VALLEY AUTHORITY	AA+	AAA	Aaa	340,000.00	05/11/2020	05/15/2025	339,000.40	0.00	963.33	(29,066.60)	309,933.80	310,897.13	
STLUCIE-Payden & Rygel	911759MW5	US DEPARTMENT OF HOUSING AND URBAN DEVELOPM	AA+	AAA	Aaa	70,000.00	03/28/2019	08/01/2023	70,000.00	0.00	305.43	(736.40)	69,263.60	69,569.03	
									39,306,610.93	0.00	101,111.54	(1,832,062.85)	37,474,548.08	37,575,659.62	
US TREASURIES															
STLUCIE-Sawgrass	9128283Z1	UNITED STATES TREASURY	AA+	AAA	Aaa	850,000.00	03/13/2020	02/28/2025	939,416.02	0.00	2,001.73	(118,996.02)	820,420.00	822,421.73	
STLUCIE-Sawgrass	9128283Z1	UNITED STATES TREASURY	AA+	AAA	Aaa	550,000.00	03/19/2020	02/28/2025	602,400.39	0.00	1,295.23	(71,540.39)	530,860.00	532,155.23	
STLUCIE-Sawgrass	9128283Z1	UNITED STATES TREASURY	AA+	AAA	Aaa	900,000.00	05/11/2020	02/28/2025	1,004,800.78	0.00	2,119.48	(136,120.78)	868,680.00	870,799.48	
STLUCIE-Sawgrass	9128283Z1	UNITED STATES TREASURY	AA+	AAA	Aaa	1,500,000.00	02/03/2021	02/28/2025	1,648,183.59	0.00	3,532.46	(200,383.59)	1,447,800.00	1,451,332.46	
STLUCIE-Sawgrass	9128283Z1	UNITED STATES TREASURY	AA+	AAA	Aaa	4,000,000.00	01/25/2022	02/28/2025	4,184,531.25	0.00	9,419.89	(323,731.25)	3,860,800.00	3,870,219.89	
STLUCIE-PFM	9128284M9	UNITED STATES TREASURY	AA+	AAA	Aaa	1,000,000.00	05/05/2022	04/30/2025	996,445.31	0.00	12,031.25	(30,315.31)	966,130.00	978,161.25	
STLUCIE-Sawgrass	9128284S6	UNITED STATES TREASURY	AA+	AAA	Aaa	670,000.00	06/15/2021	05/31/2023	703,944.92	0.00	6,192.01	(39,780.62)	664,164.30	670,356.31	
STLUCIE-Sawgrass	912828M56	UNITED STATES TREASURY	AA+	AAA	Aaa	2,000,000.00	06/03/2020	11/15/2025	2,202,187.50	0.00	16,997.28	(318,827.50)	1,883,360.00	1,900,357.28	
STLUCIE-Sawgrass	912828M56	UNITED STATES TREASURY	AA+	AAA	Aaa	2,500,000.00	12/09/2020	11/15/2025	2,728,515.63	0.00	21,246.60	(374,315.63)	2,354,200.00	2,375,446.60	
STLUCIE-Sawgrass	912828P46	UNITED STATES TREASURY	AA+	AAA	Aaa	1,750,000.00	10/05/2020	02/15/2026	1,870,996.11	0.00	3,631.96	(263,936.11)	1,607,060.00	1,610,691.96	
STLUCIE-Sawgrass	912828P46	UNITED STATES TREASURY	AA+	AAA	Aaa	3,000,000.00	02/24/2022	02/15/2026	2,973,164.07	0.00	6,226.22	(218,204.07)	2,754,960.00	2,761,186.22	
STLUCIE-Sawgrass	912828U57	UNITED STATES TREASURY	AA+	AAA	Aaa	440,000.00	12/12/2019	11/30/2023	447,579.69	0.00	3,142.21	(18,236.49)	429,343.20	432,485.41	
STLUCIE-PFM	912828X70	UNITED STATES TREASURY	AA+	AAA	Aaa	1,100,000.00	04/07/2021	04/30/2024	1,153,238.28	0.00	9,206.52	(92,211.28)	1,061,027.00	1,070,233.52	
STLUCIE-Sawgrass	912828YD6	UNITED STATES TREASURY	AA+	AAA	Aaa	3,000,000.00	03/04/2022	08/31/2026	2,952,421.89	0.00	3,532.46	(252,781.89)	2,699,640.00	2,703,172.46	
STLUCIE-Sawgrass	912828YD6	UNITED STATES TREASURY	AA+	AAA	Aaa	3,500,000.00	03/07/2022	08/31/2026	3,454,746.09	0.00	4,121.20	(305,166.09)	3,149,580.00	3,153,701.20	
STLUCIE-PFM	912828YM6	UNITED STATES TREASURY	AA+	AAA	Aaa	750,000.00	05/06/2021	10/31/2024	775,775.39	0.00	4,707.88	(68,052.89)	709,222.50	713,930.38	
STLUCIE-PFM	912828YV6	UNITED STATES TREASURY	AA+	AAA	Aaa	500,000.00	06/07/2021	11/30/2024	518,515.63	0.00	2,520.49	(46,815.63)	471,700.00	474,220.49	
STLUCIE-Sawgrass	912828YV6	UNITED STATES TREASURY	AA+	AAA	Aaa	1,550,000.00	01/25/2022	11/30/2024	1,563,865.23	0.00	7,813.52	(101,595.23)	1,462,270.00	1,470,083.52	
STLUCIE-PFM	912828ZL7	UNITED STATES TREASURY	AA+	AAA	Aaa	1,600,000.00	04/06/2022	04/30/2025	1,649,125.00	0.00	2,510.87	(43,813.00)	1,449,312.00	1,451,822.87	
STLUCIE-PFM	912828ZL7	UNITED STATES TREASURY	AA+	AAA	Aaa	700,000.00	05/06/2022	04/30/2025	743,058.59	0.00	1,098.51	(14,984.59)	634,074.00	635,172.51	
STLUCIE-Sawgrass	912828ZN3	UNITED STATES TREASURY	AA+	AAA	Aaa	2,250,000.00	05/12/2022	04/30/2027	1,995,029.30	0.00	4,707.88	(81,201.80)	1,913,827.50	1,918,535.38	
STLUCIE-Sawgrass	912828ZV5	UNITED STATES TREASURY	AA+	AAA	Aaa	5,500,000.00	08/02/2022	06/30/2027	4,954,296.88	0.00	6,949.73	(297,996.88)	4,656,300.00	4,663,249.73	
STLUCIE-Payden & Rygel	912828AJ0	UNITED STATES TREASURY	AA+	AAA	Aaa	335,000.00	09/09/2020	08/31/2025	334,646.68	0.00	71.72	(36,221.98)	298,424.70	298,496.42	
STLUCIE-PFM	91282CAP6	UNITED STATES TREASURY	AA+	AAA	Aaa	500,000.00	10/15/2020	10/15/2023	499,042.97	0.00	288.59	(20,097.97)	478,945.00	479,233.59	
STLUCIE-PFM	91282CAP6	UNITED STATES TREASURY	AA+	AAA	Aaa	1,250,000.00	11/06/2020	10/15/2023	1,247,705.08	0.00	721.48	(50,342.58)	1,197,362.50	1,198,083.98	
STLUCIE-PFM	91282CAW1	UNITED STATES TREASURY	AA+	AAA	Aaa	1,120,000.00	12/03/2020	11/15/2023	1,120,831.25	0.00	1,057.61	(50,268.05)	1,070,563.20	1,071,620.81	
STLUCIE-PFM	91282CAW1	UNITED STATES TREASURY	AA+	AAA	Aaa	500,000.00	12/04/2020	11/15/2023	500,683.59	0.00	472.15	(22,753.59)	477,930.00	478,402.15	
STLUCIE-PFM	91282CAW1	UNITED STATES TREASURY	AA+	AAA	Aaa	675,000.00	07/30/2021	11/15/2023	674,947.27	0.00	637.40	(29,741.77)	645,205.50	645,842.90	
STLUCIE-PFM	91282CBA8	UNITED STATES TREASURY	AA+	AAA	Aaa	350,000.00	12/30/2020	12/15/2023	349,548.83	0.00	129.10	(16,502.83)	333,046.00	333,175.10	
STLUCIE-PFM	91282CBA8	UNITED STATES TREASURY	AA+	AAA	Aaa	550,000.00	01/11/2021	12/15/2023	548,753.91	0.00	202.87	(25,395.91)	523,358.00	523,560.87	
STLUCIE-PFM	91282CBEO	UNITED STATES TREASURY	AA+	AAA	Aaa	3,000,000.00	02/03/2021	01/15/2024	2,995,312.50	0.00	794.84	(151,762.50)	2,843,550.00	2,844,344.84	
STLUCIE-Payden & Rygel	91282CBH3	UNITED STATES TREASURY	AA+	AAA	Aaa	969,800.00	03/24/2021	01/31/2026	952,525.44	0.00	612.71	(98,267.41)	854,258.03	854,870.74	
STLUCIE-Payden & Rygel	91282CBH3	UNITED STATES TREASURY	AA+	AAA	Aaa	705,200.00	03/25/2021	01/31/2026	690,930.72	0.00	445.54	(69,748.25)	621,182.47	621,628.01	
STLUCIE-PFM	91282CBM2	UNITED STATES TREASURY	AA+	AAA	Aaa	600,000.00	02/25/2021	02/15/2024	598,078.13	0.00	95.79	(31,336.13)	566,742.00	566,837.79	
STLUCIE-PFM	91282CBM2	UNITED STATES TREASURY	AA+	AAA	Aaa	2,000,000.00	03/03/2021	02/15/2024	1,991,328.13	0.00	319.29	(102,188.13)	1,889,140.00	1,889,459.29	
STLUCIE-PFM	91282CBR1	UNITED STATES TREASURY	AA+	AAA	Aaa	1,000,000.00	03/01/2021	03/15/2024	997,539.06	0.00	110.50	(54,529.06)	943,010.00	943,120.50	
STLUCIE-Payden & Rygel	91282CBT7	UNITED STATES TREASURY	AA+	AAA	Aaa	4,035,000.00	04/01/2021	03/31/2026	4,003,161.33	0.00	83.14	(420,363.78)	3,582,797.55	3,582,880.69	
STLUCIE-Payden & Rygel	91282CBT7	UNITED STATES TREASURY	AA+	AAA	Aaa	540,000.00	04/09/2021	03/31/2026	537,637.50	0.00	11.13	(58,155.30)	479,482.20	479,493.33	
STLUCIE-PFM	91282CBV2	UNITED STATES TREASURY	AA+	AAA	Aaa	350,000.00	04/29/2021	04/15/2024	350,259.77	0.00	606.05	(20,727.77)	329,532.00	330,138.05	
STLUCIE-Payden & Rygel	91282CBW0	UNITED STATES TREASURY	AA+	AAA	Aaa	600,000.00	05/03/2021	04/30/2026	596,789.06	0.00	1,883.15	(65,483.06)	531,306.00	533,189.15	
STLUCIE-Payden & Rygel	91282CBW0	UNITED STATES TREASURY	AA+	AAA	Aaa	700,000.00	07/01/2021	04/30/2026	696,910.16	0.00	2,197.01	(77,053.16)	619,857.00	622,054.01	
STLUCIE-Payden & Rygel	91282CCF6	UNITED STATES TREASURY	AA+	AAA	Aaa	1,700,000.00	06/15/2021	05/31/2026	1,697,542.97	0.00	4,284.84	(196,221.97)	1,501,321.00	1,505,605.84	
STLUCIE-PFM	91282CCG4	UNITED STATES TREASURY	AA+	AAA	Aaa	2,150,000.00	06/22/2021	06/15/2024	2,135,470.70	0.00	1,586.07	(127,327.70)	2,008,143.00	2,009,729.07	
STLUCIE-PFM	91282CCG4	UNITED STATES TREASURY	AA+	AAA	Aaa	2,150,000.00	06/29/2021	06/15/2024	2,136,478.52	0.00	1,586.07	(128,335.52)	2,008,143.00	2,009,729.07	
STLUCIE-PFM	91282CCG4	UNITED STATES TREASURY	AA+	AAA	Aaa	1,100,000.00	07/07/2021	06/15/2024	1,092,867.19	0.00	811.48	(65,445.19)	1,027,422.00	1,028,233.48	
STLUCIE-Payden & Rygel	91282CCJ8	UNITED STATES TREASURY	AA+	AAA	Aaa	100,000.00	08/26/2021	06/30/2026	100,265.63	0.00	221.13	(11,734.63)	88,531.00	88,752.13	
STLUCIE-Payden & Rygel	91282CCJ8	UNITED STATES TREASURY	AA+	AAA	Aaa	1,100,000.00	09/01/2021	06/30/2026	1,106,187.50	0.00	2,432.40	(132,346.50)	973,841.00	976,273.40	
STLUCIE-PFM	91282CCL3	UNITED STATES TREASURY	AA+	AAA	Aaa	1,425,000.00	08/09/2021	07/15/2024	1,426,558.59	0.00	1,132.64	(96,021.84)	1,330,536.75	1,331,669.39	
STLUCIE-Payden & Rygel	91282CCP4	UNITED STATES TREASURY	AA+	AAA	Aaa	1,000,000.00	08/02/2021	07/31/2026	996,						

**ST. LUCIE COUNTY BOARD OF COUNTY COMMISSIONERS
INVESTMENT PORTFOLIO
AS OF SEPTEMBER 30, 2022**

Account	Identifier	Description	S&P	Fitch	Moody's	Current Units	Settle Date	Final Maturity	Book Value	Interest Due	Accrued	Net Unrealized	Market Value +	
			Rating	Rating	Rating						Balance	Gain/Loss	Market Value	Accrued
STLUCIE-PFM	91282CDD0	UNITED STATES TREASURY	AA+	AAA	Aaa	1,425,000.00	11/04/2021	10/31/2023	1,420,936.52	0.00	2,236.24	(55,045.52)	1,365,891.00	1,368,127.24
STLUCIE-Payden & Rygel	91282CDG3	UNITED STATES TREASURY	AA+	AAA	Aaa	391,000.00	11/10/2021	10/31/2026	390,022.50	0.00	1,840.78	(43,361.90)	346,660.60	348,501.38
STLUCIE-PFM	91282CDH1	UNITED STATES TREASURY	AA+	AAA	Aaa	375,000.00	11/17/2021	11/15/2024	373,696.29	0.00	1,062.33	(25,238.79)	348,457.50	349,519.83
STLUCIE-PFM	91282CDH1	UNITED STATES TREASURY	AA+	AAA	Aaa	1,700,000.00	12/07/2021	11/15/2024	1,693,890.62	0.00	4,815.90	(114,216.62)	1,579,674.00	1,584,489.90
STLUCIE-Payden & Rygel	91282CDH1	UNITED STATES TREASURY	AA+	AAA	Aaa	3,142,000.00	11/17/2021	11/15/2024	3,131,003.31	0.00	8,900.91	(211,394.07)	2,919,609.24	2,928,510.15
STLUCIE-Payden & Rygel	91282CDK4	UNITED STATES TREASURY	AA+	AAA	Aaa	1,200,000.00	12/01/2021	11/30/2026	1,205,484.38	0.00	5,040.98	(137,628.38)	1,067,856.00	1,072,896.98
STLUCIE-PFM	91282CDN8	UNITED STATES TREASURY	AA+	AAA	Aaa	1,500,000.00	12/28/2021	12/15/2024	1,500,585.94	0.00	4,426.23	(102,825.94)	1,397,760.00	1,402,186.23
STLUCIE-PFM	91282CDN8	UNITED STATES TREASURY	AA+	AAA	Aaa	1,500,000.00	01/06/2022	12/15/2024	1,496,367.19	0.00	4,426.23	(98,607.19)	1,397,760.00	1,402,186.23
STLUCIE-Payden & Rygel	91282CDQ1	UNITED STATES TREASURY	AA+	AAA	Aaa	720,000.00	01/03/2022	12/31/2026	719,746.88	0.00	2,274.46	(80,214.08)	639,532.80	641,807.26
STLUCIE-PFM	91282CDS7	UNITED STATES TREASURY	AA+	AAA	Aaa	750,000.00	02/03/2022	01/15/2025	744,580.08	0.00	1,788.38	(45,820.08)	698,760.00	700,548.38
STLUCIE-Payden & Rygel	91282CDV0	UNITED STATES TREASURY	AA+	AAA	Aaa	1,446,000.00	01/31/2022	01/31/2024	1,436,962.50	0.00	2,131.67	(55,526.40)	1,381,436.10	1,383,567.77
STLUCIE-Payden & Rygel	91282CDV0	UNITED STATES TREASURY	AA+	AAA	Aaa	1,712,000.00	01/31/2022	01/31/2024	1,701,300.00	0.00	2,523.80	(65,740.80)	1,635,559.20	1,638,083.00
STLUCIE-Payden & Rygel	91282CDV0	UNITED STATES TREASURY	AA+	AAA	Aaa	1,048,000.00	02/02/2022	01/31/2024	1,041,450.00	0.00	1,544.95	(40,243.20)	1,001,206.80	1,002,751.75
STLUCIE-Payden & Rygel	91282CDV0	UNITED STATES TREASURY	AA+	AAA	Aaa	735,000.00	02/03/2022	01/31/2024	731,182.53	0.00	1,083.53	(28,841.28)	702,182.25	703,265.78
STLUCIE-PFM	91282CDZ1	UNITED STATES TREASURY	AA+	AAA	Aaa	1,100,000.00	02/15/2022	02/15/2025	1,092,867.19	0.00	2,107.34	(61,749.19)	1,031,118.00	1,033,225.34
STLUCIE-Payden & Rygel	91282CDZ1	UNITED STATES TREASURY	AA+	AAA	Aaa	4,151,000.00	02/15/2022	02/15/2025	4,114,678.75	0.00	7,952.32	(223,614.37)	3,891,064.38	3,899,016.70
STLUCIE-Payden & Rygel	91282CDZ1	UNITED STATES TREASURY	AA+	AAA	Aaa	2,078,000.00	02/15/2022	02/15/2025	2,059,817.50	0.00	3,980.95	(111,941.86)	1,947,875.64	1,951,856.59
STLUCIE-Payden & Rygel	91282CDZ1	UNITED STATES TREASURY	AA+	AAA	Aaa	400,000.00	02/28/2022	02/15/2025	397,015.63	0.00	766.30	(22,063.63)	374,952.00	375,718.30
STLUCIE-PFM	91282CEA5	UNITED STATES TREASURY	AA+	AAA	Aaa	2,500,000.00	03/08/2022	02/29/2024	2,498,535.16	0.00	3,211.33	(94,435.16)	2,404,100.00	2,407,311.33
STLUCIE-Payden & Rygel	91282CEA5	UNITED STATES TREASURY	AA+	AAA	Aaa	280,000.00	02/28/2022	02/29/2024	279,617.19	0.00	359.67	(10,357.99)	269,259.20	269,618.87
STLUCIE-Payden & Rygel	91282CEA5	UNITED STATES TREASURY	AA+	AAA	Aaa	2,400,000.00	03/09/2022	02/29/2024	2,395,031.25	0.00	3,082.87	(87,095.25)	2,307,936.00	2,311,018.87
STLUCIE-Payden & Rygel	91282CEC1	UNITED STATES TREASURY	AA+	AAA	Aaa	1,330,000.00	02/28/2022	02/28/2027	1,330,675.39	0.00	2,135.53	(119,444.39)	1,211,231.00	1,213,366.53
STLUCIE-PFM	91282CED9	UNITED STATES TREASURY	AA+	AAA	Aaa	750,000.00	03/15/2022	03/15/2025	746,894.53	0.00	580.11	(40,664.53)	706,230.00	706,810.11
STLUCIE-PFM	91282CED9	UNITED STATES TREASURY	AA+	AAA	Aaa	800,000.00	03/18/2022	03/15/2025	791,187.50	0.00	618.78	(37,875.50)	753,312.00	753,930.78
STLUCIE-PFM	91282CED9	UNITED STATES TREASURY	AA+	AAA	Aaa	500,000.00	03/29/2022	03/15/2025	488,769.53	0.00	386.74	(17,949.53)	470,820.00	471,206.74
STLUCIE-Payden & Rygel	91282CEF4	UNITED STATES TREASURY	AA+	AAA	Aaa	600,000.00	04/01/2022	03/31/2027	601,617.19	0.00	41.21	(41,133.19)	560,484.00	560,525.21
STLUCIE-PFM	91282CEH0	UNITED STATES TREASURY	AA+	AAA	Aaa	750,000.00	04/28/2022	04/15/2025	748,300.78	0.00	9,090.68	(28,038.28)	720,262.50	729,353.18
STLUCIE-Payden & Rygel	91282CEH0	UNITED STATES TREASURY	AA+	AAA	Aaa	1,100,000.00	05/02/2022	04/15/2025	1,092,781.25	0.00	13,332.99	(36,396.25)	1,056,385.00	1,069,717.99
STLUCIE-Payden & Rygel	91282CEK3	UNITED STATES TREASURY	AA+	AAA	Aaa	1,100,000.00	05/02/2022	04/30/2024	1,095,832.03	0.00	11,508.15	(26,511.03)	1,069,321.00	1,080,829.15
STLUCIE-Payden & Rygel	91282CEK3	UNITED STATES TREASURY	AA+	AAA	Aaa	280,000.00	05/20/2022	04/30/2024	279,343.75	0.00	2,929.35	(7,152.95)	272,190.80	275,120.15
STLUCIE-Payden & Rygel	91282CEN7	UNITED STATES TREASURY	AA+	AAA	Aaa	420,000.00	05/02/2022	04/30/2027	416,800.78	0.00	4,833.22	(20,442.58)	396,358.20	401,191.62
STLUCIE-Payden & Rygel	91282CEN7	UNITED STATES TREASURY	AA+	AAA	Aaa	540,000.00	05/20/2022	04/30/2027	537,742.97	0.00	6,214.40	(28,139.57)	509,603.40	515,817.80
STLUCIE-PFM	91282CEQ0	UNITED STATES TREASURY	AA+	AAA	Aaa	3,600,000.00	06/06/2022	05/15/2025	3,590,015.63	0.00	37,394.02	(125,699.63)	3,464,316.00	3,501,710.02
STLUCIE-PFM	91282CEQ0	UNITED STATES TREASURY	AA+	AAA	Aaa	900,000.00	06/10/2022	05/15/2025	893,671.88	0.00	9,348.51	(27,592.88)	866,079.00	875,427.51
STLUCIE-Payden & Rygel	91282CEQ0	UNITED STATES TREASURY	AA+	AAA	Aaa	570,000.00	05/20/2022	05/15/2025	569,421.09	0.00	5,920.72	(20,904.39)	548,516.70	554,437.42
STLUCIE-Payden & Rygel	91282CEQ0	UNITED STATES TREASURY	AA+	AAA	Aaa	960,000.00	06/01/2022	05/15/2025	961,200.00	0.00	9,971.74	(37,382.40)	923,817.60	933,789.34
STLUCIE-Payden & Rygel	91282CET4	UNITED STATES TREASURY	AA+	AAA	Aaa	1,410,000.00	06/01/2022	05/31/2027	1,398,103.13	0.00	12,438.63	(74,465.63)	1,323,637.50	1,336,076.13
STLUCIE-Payden & Rygel	91282CET4	UNITED STATES TREASURY	AA+	AAA	Aaa	300,000.00	06/14/2022	05/31/2027	288,703.13	0.00	2,646.52	(7,078.13)	281,625.00	284,271.52
STLUCIE-Payden & Rygel	91282CEU1	UNITED STATES TREASURY	AA+	AAA	Aaa	300,000.00	06/15/2022	06/15/2025	295,160.16	0.00	2,545.08	(5,837.16)	289,323.00	291,868.08
STLUCIE-Payden & Rygel	91282CEU1	UNITED STATES TREASURY	AA+	AAA	Aaa	420,000.00	07/01/2022	06/15/2025	418,769.53	0.00	3,563.11	(13,717.33)	405,052.20	408,615.31
STLUCIE-Payden & Rygel	91282CEU1	UNITED STATES TREASURY	AA+	AAA	Aaa	700,000.00	07/07/2022	06/15/2025	695,179.69	0.00	5,938.52	(24,092.69)	671,087.00	681,025.52
STLUCIE-Payden & Rygel	91282CEW7	UNITED STATES TREASURY	AA+	AAA	Aaa	410,000.00	07/01/2022	06/30/2027	414,628.52	0.00	3,367.46	(19,491.02)	395,137.50	398,504.96
STLUCIE-Payden & Rygel	91282CEW7	UNITED STATES TREASURY	AA+	AAA	Aaa	350,000.00	07/07/2022	06/30/2027	355,537.11	0.00	2,874.66	(18,224.61)	337,312.50	340,187.16
STLUCIE-Payden & Rygel	91282CEX5	UNITED STATES TREASURY	AA+	AAA	Aaa	400,000.00	07/07/2022	06/30/2024	400,812.50	0.00	3,032.61	(9,532.50)	391,280.00	394,312.61
STLUCIE-Payden & Rygel	91282CEX5	UNITED STATES TREASURY	AA+	AAA	Aaa	50,000.00	07/19/2022	06/30/2024	49,824.22	0.00	379.08	(914.22)	48,910.00	49,289.08
STLUCIE-PFM	91282CEY3	UNITED STATES TREASURY	AA+	AAA	Aaa	1,000,000.00	08/05/2022	07/15/2025	1,001,210.94	0.00	6,358.70	(34,650.94)	966,560.00	972,918.70
STLUCIE-PFM	91282CEY3	UNITED STATES TREASURY	AA+	AAA	Aaa	800,000.00	08/08/2022	07/15/2025	798,656.25	0.00	5,086.96	(25,408.25)	773,248.00	778,334.96
STLUCIE-Payden & Rygel	91282CEY3	UNITED STATES TREASURY	AA+	AAA	Aaa	880,000.00	08/01/2022	07/15/2025	884,984.38	0.00	5,595.65	(34,411.58)	850,572.80	856,168.45
STLUCIE-Payden & Rygel	91282CFA4	UNITED STATES TREASURY	AA+	AAA	Aaa	110,000.00	08/01/2022	07/31/2024	110,257.81	0.00	555.98	(2,707.51)	107,550.30	108,106.28
STLUCIE-Payden & Rygel	91282CFB2	UNITED STATES TREASURY	AA+	AAA	Aaa	420,000.00	08/01/2022	07/31/2027	421,476.56	0.00	1,945.92	(25,987.76)	395,488.80	397,434.72
STLUCIE-PFM	91282CFE6	UNITED STATES TREASURY	AA+	AAA	Aaa	800,000.00	08/15/2022	08/15/2025	799,968.75	0.00	3,192.93	(24,528.75)	775,440.00	778,632.93
STLUCIE-PFM	91282CFE6	UNITED STATES TREASURY	AA+	AAA	Aaa	750,000.00	09/07/2022	08/15/2025	741,298.83	0.00	2,993.38	(14,323.83)	726,975.00	729,968.38
STLUCIE-Payden & Rygel	91282CFE6	UNITED STATES TREASURY	AA+	AAA	Aaa	560,000.00	09/01/2022	08/15/2025	553,896.88	0.00	2,235.05	(11,088.88)	542,808.00	545,043.05
STLUCIE-Payden & Rygel	91282CFG1	UNITED STATES TREASURY	AA+	AAA	Aaa	100,000.00	08/31/2022	08/31/2024	99,710.94	0.00	278.31	(1,515.94)	98,195.00	98,473.31
STLUCIE-Payden & Rygel	91282CFG1	UNITED STATES TREASURY	AA+	AAA	Aaa	270,000.00	08/31/2022	08/31/2024	269,398.83	0.00	751.45	(4,272.33)	265,126.50	265,877.95
STLUCIE-Payden & Rygel	91282CFG1	UNITED STATES TREASURY	AA+	AAA	Aaa	180,000.00	08/31/2022	08/31/2024	179,578.13	0.00	500.97	(2,827.13)	176,751.00	177,251.97
STLUCIE-Payden & Rygel	91282CFG1	UNITED STATES TREASURY	AA+	AAA	Aaa	630,000.00	09/01/2022	08/31/2024	627,416.02	0.00	1,753.38	(8,787.52)	618,628.50	620,381.88
STLUCIE-Payden & Rygel	91282CFH9	UNITED STATES TREASURY	AA+	AAA	Aaa	950,000.00	09/01/2022	08/31/2027	940,166.02	0.00	2,542.30	(28,907.02)	911,259.00	913,801.30
STLUCIE-Payden & Rygel	91282CFM8	UNITED STATES TREASURY	AA+	AAA	Aaa	530,000.00	09/30/2022	09/30/2027	532,712.11	0.00	60.06	(973.71)	531,738.40	531,798.46
									133,826,507.35	0.00	414,326.04	(8,864,759.04)	124,961,748.31	125,376,074.35
SUPRANATIONAL AGENCIES														
STLUCIE-PFM	008281BC0	AFRICAN DEVELOPMENT BANK	AAA	AAA	Aaa	1,200,000.00	04/03/2020	04/03/2023	1,198,332.00	0.00	4,450.00	(18,132.00)	1,180,200.00	1,184,650.00
STLUCIE-PFM	045167EV1	ASIAN DEVELOPMENT BANK	AAA	AAA	Aaa	510,000.00	07/14/2020	07/14/2023	509,148.30	0.00	272.71	(15,152.10)	493,996.20	494,268.91
STLUCIE-PFM	045167EX7	ASIAN DEVELOPMENT BANK	AAA	AAA	Aaa	525,000.00	10/06/2020	10/06/2023	524,438.25	0.00	638.02	(20,223.00)	504,215.25	504,853.27
STLUCIE-Payden & Rygel	045167EX7	ASIAN DEVELOPMENT BANK	AAA	AAA	Aaa	400,000.00	10/06/2020	10/						

**ST. LUCIE COUNTY BOARD OF COUNTY COMMISSIONERS
INVESTMENT PORTFOLIO
AS OF SEPTEMBER 30, 2022**

Account	Identifier	Description	S&P Rating	Fitch Rating	Moody's Rating	Current Units	Settle Date	Final Maturity	Book Value	Interest Due	Accrued Balance	Net Unrealized Gain/Loss	Market Value	Market Value + Accrued
STLUCIE-Payden & Rygel	4581X0DM7	INTER-AMERICAN DEVELOPMENT BANK	AAA	NA	Aaa	180,000.00	04/24/2020	05/24/2023	179,938.80	0.00	317.50	(4,064.40)	175,874.40	176,191.90
STLUCIE-Payden & Rygel	4581X0DP0	INTER-AMERICAN DEVELOPMENT BANK	AAA	NA	Aaa	330,000.00	09/02/2020	11/15/2023	329,475.30	0.00	311.67	(13,256.10)	316,219.20	316,530.87
STLUCIE-PFM	4581X0DZ8	INTER-AMERICAN DEVELOPMENT BANK	AAA	NA	Aaa	695,000.00	09/23/2021	09/23/2024	694,485.70	0.00	77.22	(49,365.85)	645,119.85	645,197.07
STLUCIE-PFM	459058JM6	INTERNATIONAL BANK FOR RECONSTRUCTION AND DI	AAA	NA	Aaa	330,000.00	11/24/2020	11/24/2023	329,290.50	0.00	291.04	(14,371.50)	314,919.00	315,210.04
STLUCIE-Payden & Rygel	459058JM6	INTERNATIONAL BANK FOR RECONSTRUCTION AND DI	AAA	NA	Aaa	340,000.00	11/24/2020	11/24/2023	339,269.00	0.00	299.86	(14,807.00)	324,462.00	324,761.86
STLUCIE-Payden & Rygel	459058JV6	INTERNATIONAL BANK FOR RECONSTRUCTION AND DI	AAA	NA	Aaa	220,000.00	04/20/2021	04/20/2023	219,544.60	0.00	123.97	(4,193.20)	215,351.40	215,475.37
STLUCIE-PFM	45906M3C3	INTERNATIONAL BANK FOR RECONSTRUCTION AND DI	AAA	NA	Aaa	210,000.00	03/29/2022	03/28/2024	209,836.20	0.00	39.38	(6,071.10)	203,765.10	203,804.48
STLUCIE-Payden & Rygel	45950KCP3	INTERNATIONAL FINANCE CORP	AAA	NA	Aaa	250,000.00	07/31/2018	07/31/2023	248,812.50	0.00	1,218.31	(1,967.50)	246,845.00	248,063.31
STLUCIE-Payden & Rygel	45950KCR9	INTERNATIONAL FINANCE CORP	AAA	NA	Aaa	500,000.00	10/16/2019	10/16/2024	498,535.00	0.00	3,151.04	(27,260.00)	471,275.00	474,426.04
STLUCIE-Payden & Rygel	45950VQM1	INTERNATIONAL FINANCE CORP	AAA	NA	Aaa	700,000.00	10/29/2021	04/03/2024	700,000.00	0.00	3,652.02	(168.00)	699,832.00	703,484.02
STLUCIE-Payden & Rygel	045167EW9	ASIAN DEVELOPMENT BANK	AAA	AAA	Aaa	610,000.00	09/03/2020	09/03/2025	607,291.60	0.00	177.92	(64,629.50)	542,662.10	542,840.02
									10,319,941.75	0.00	27,283.85	(414,535.35)	9,905,406.40	9,932,690.25
ASSET BACKED SECURITIES														
STLUCIE-Payden & Rygel	00217QAB7	ARIFL 2022-A A2	AAA	AAA	NA	300,000.00	04/13/2022	01/15/2031	299,996.97	0.00	416.00	(5,477.97)	294,519.00	294,935.00
STLUCIE-Payden & Rygel	03063FAC8	AMCAR 2021-1 A3	AAA	AAA	NA	201,040.52	03/10/2021	08/18/2025	201,037.65	0.00	26.86	(3,394.71)	197,642.93	197,669.80
STLUCIE-Payden & Rygel	03066PAC3	AMCAR 2020-3 A3	NA	NA	Aaa	305,446.33	11/24/2020	06/18/2025	305,405.10	0.00	58.46	(4,210.58)	301,194.52	301,252.98
STLUCIE-Payden & Rygel	03066TAB7	AMCAR 2022-1 A2	NA	AAA	Aaa	544,620.52	03/16/2022	01/20/2026	544,590.13	0.00	403.17	(5,366.80)	539,223.33	539,626.50
STLUCIE-Payden & Rygel	12510KAC7	CCG 211 A2	NA	AAA	Aaa	142,940.77	02/16/2021	06/14/2027	142,918.84	0.00	20.25	(4,687.97)	138,230.87	138,251.12
STLUCIE-Payden & Rygel	12597PAD0	CNH 2020-A A4	AAA	NA	Aaa	160,000.00	05/27/2020	04/15/2027	159,969.54	0.00	107.38	(7,639.94)	152,329.60	152,436.98
STLUCIE-Payden & Rygel	12663JAC5	CNH 2022-B A3	NA	AAA	Aaa	550,000.00	08/23/2022	11/15/2027	549,916.13	0.00	950.89	(12,368.13)	537,548.00	538,498.89
STLUCIE-Payden & Rygel	14687KAD8	CRVNA-21P4-A4	AAA	NA	NA	600,000.00	12/29/2021	12/10/2027	599,968.92	0.00	574.00	(64,858.92)	535,110.00	535,684.00
STLUCIE-Payden & Rygel	16144JAC5	CHAOT 22A A3	NA	AAA	Aaa	700,000.00	08/23/2022	06/25/2027	699,925.31	0.00	464.33	(15,472.31)	684,453.00	684,917.33
STLUCIE-Payden & Rygel	165183CP7	CFII 211 A1	NA	AAA	Aaa	115,743.40	03/23/2021	04/15/2033	115,729.30	0.00	24.18	(2,350.54)	113,378.76	113,402.94
STLUCIE-Payden & Rygel	23291YAD7	DLAA 2021-1 A4	NA	AAA	Aaa	250,000.00	05/05/2021	02/19/2030	249,991.90	0.00	100.14	(29,381.90)	220,610.00	220,710.14
STLUCIE-Payden & Rygel	233262AD6	DLAD 2021-1 A4	NA	AAA	Aaa	450,000.00	07/28/2021	06/20/2029	449,993.97	0.00	123.75	(59,974.47)	390,019.50	390,143.25
STLUCIE-Payden & Rygel	24702CAE4	DEFT 222 A3	NA	AAA	Aaa	400,000.00	07/20/2022	07/22/2027	399,920.84	0.00	414.00	(8,504.84)	391,416.00	391,830.00
STLUCIE-Payden & Rygel	24703QAC6	DEFT 211 A3	NA	AAA	Aaa	200,000.00	03/17/2021	05/22/2026	199,962.00	0.00	21.50	(5,420.00)	194,542.00	194,563.50
STLUCIE-Payden & Rygel	29374FAB9	EFF 223 A2	AAA	AAA	NA	600,000.00	08/24/2022	07/20/2029	599,918.94	0.00	887.33	(8,324.94)	591,594.00	592,481.33
STLUCIE-Payden & Rygel	29374YAC6	EFF 2021-2 A3	AAA	AAA	NA	450,000.00	07/28/2021	05/20/2027	450,953.02	0.00	101.75	(47,545.02)	402,408.00	402,509.75
STLUCIE-Payden & Rygel	39154TBK3	GALC 2021-1 A4	AAA	AAA	NA	300,000.00	02/10/2021	12/15/2026	299,964.93	0.00	73.33	(24,493.50)	275,514.00	275,587.33
STLUCIE-Payden & Rygel	448978AD8	HALST 2022-C A3	AAA	AAA	NA	300,000.00	09/21/2022	10/15/2025	299,990.58	0.00	365.00	(3,293.58)	296,697.00	297,062.00
STLUCIE-Payden & Rygel	47787NAD1	JDOT 2020-B A4	NA	AAA	Aaa	150,000.00	07/22/2020	06/15/2027	149,953.19	0.00	48.00	(7,496.69)	142,456.50	142,504.50
STLUCIE-Payden & Rygel	47788AD4	JDOT 2021 A4	NA	AAA	Aaa	400,000.00	03/10/2021	12/15/2027	399,983.00	0.00	110.22	(31,443.00)	368,540.00	368,650.22
STLUCIE-Payden & Rygel	50117TAD3	KCOT 2021-1 A4	NA	AAA	Aaa	530,000.00	04/14/2021	03/15/2027	529,856.16	0.00	204.93	(50,741.46)	479,114.70	479,319.63
STLUCIE-Payden & Rygel	55317JAD2	MMAF 21A A4	NA	AAA	Aaa	200,000.00	05/05/2021	11/13/2030	199,926.28	0.00	104.00	(22,624.28)	177,302.00	177,406.00
STLUCIE-Payden & Rygel	55317JAE0	MMAF 21A A5	NA	AAA	Aaa	300,000.00	05/05/2021	11/13/2043	299,948.70	0.00	178.50	(33,113.70)	266,835.00	267,013.50
STLUCIE-Payden & Rygel	682687AA6	ODART 211 A	AAA	NA	NA	700,000.00	10/15/2021	07/14/2028	699,919.22	0.00	287.58	(52,468.22)	647,451.00	647,738.58
STLUCIE-Payden & Rygel	80285UAD3	SDART 2022-3 A3	AAA	NA	Aaa	250,000.00	05/18/2022	12/15/2026	249,975.73	0.00	377.78	(4,505.73)	245,470.00	245,847.78
STLUCIE-Payden & Rygel	80286TAD5	SRT 2021-A A4	NA	AAA	Aaa	350,000.00	03/24/2021	03/20/2026	349,968.54	0.00	64.17	(19,103.04)	330,865.50	330,929.67
STLUCIE-Payden & Rygel	80287EAC9	SDART 2021-3 A3	NA	AAA	Aaa	175,794.26	07/21/2021	03/17/2025	175,775.38	0.00	25.78	(357.32)	175,418.06	175,443.84
STLUCIE-Payden & Rygel	80287HAC2	SDART 2022-5 A3	AAA	NA	Aaa	600,000.00	08/24/2022	08/15/2026	599,977.44	0.00	1,096.00	(6,679.44)	593,298.00	594,394.00
STLUCIE-Payden & Rygel	802918AC6	SDART 2022-6 A3	AAA	NA	Aaa	300,000.00	09/21/2022	11/16/2026	299,991.96	0.00	374.17	(2,640.96)	297,351.00	297,725.17
STLUCIE-Payden & Rygel	92868JAD8	VALET 2020-1 A3	NA	AAA	Aaa	220,610.69	05/19/2020	11/20/2024	220,595.63	0.00	66.06	(3,444.11)	217,151.52	217,217.58
STLUCIE-Payden & Rygel	98163CAF7	WOART 20C A4	AAA	AAA	NA	160,000.00	08/19/2020	10/15/2026	159,979.98	0.00	43.38	(10,312.78)	149,667.20	149,710.58
STLUCIE-Payden & Rygel	98163DAD0	WOSAT 2020-A A3	AAA	AAA	NA	63,615.74	09/16/2020	07/15/2025	63,612.21	0.00	15.55	(549.30)	63,062.92	63,078.47
STLUCIE-Payden & Rygel	98163JAD7	WOLS 2021-A A4	NA	AAA	Aaa	600,000.00	07/21/2021	11/16/2026	599,905.20	0.00	133.33	(32,413.20)	567,492.00	567,625.33
STLUCIE-Payden & Rygel	98164EAC9	WOART 2021-A A3	AAA	AAA	NA	491,538.74	02/10/2021	01/15/2026	491,505.27	0.00	65.54	(16,133.24)	475,372.03	475,437.57
									12,060,027.95	0.00	8,327.32	(606,750.02)	11,453,277.93	11,461,605.25
MUNICIPAL BONDS														
STLUCIE-Payden & Rygel	576004HD0	MASSACHUSETTS (COMMONWEALTH OF)	NA	AAA	Aa1	360,000.00	08/30/2022	07/15/2027	360,000.00	0.00	1,140.80	(15,822.00)	344,178.00	345,318.80
EQUITIES & EXCHANGE TRADED FUNDS														
STLUCIE-Equities Sawgrass	00090Q103	ADT ORD	NA	NA	NA	74.00	03/31/2020	---	336.11	2.59	0.00	218.15	554.26	554.26
STLUCIE-Equities Sawgrass	00090Q103	ADT ORD	NA	NA	NA	21.00	07/01/2020	---	163.06	0.74	0.00	(5.77)	157.29	157.29
STLUCIE-Equities Sawgrass	00090Q103	ADT ORD	NA	NA	NA	202.00	01/27/2021	---	1,832.18	7.07	0.00	(319.20)	1,512.98	1,512.98
STLUCIE-Equities Sawgrass	00090Q103	ADT ORD	NA	NA	NA	306.00	03/16/2021	---	2,559.90	10.71	0.00	(267.96)	2,291.94	2,291.94
STLUCIE-Equities Sawgrass	00090Q103	ADT ORD	NA	NA	NA	62.00	10/01/2021	---	513.05	2.17	0.00	(48.67)	464.38	464.38
STLUCIE-Equities Sawgrass	00206R102	AT&T ORD	NA	NA	NA	450.00	12/09/2016	---	13,376.16	0.00	0.00	(6,473.16)	6,903.00	6,903.00
STLUCIE-Equities Sawgrass	00206R102	AT&T ORD	NA	NA	NA	600.00	09/16/2019	---	17,491.82	0.00	0.00	(8,287.82)	9,204.00	9,204.00
STLUCIE-Equities Sawgrass	00206R102	AT&T ORD	NA	NA	NA	25.00	07/19/2019	---	638.68	0.00	0.00	(255.18)	383.50	383.50
STLUCIE-Equities Sawgrass	00206R102	AT&T ORD	NA	NA	NA	657.00	12/08/2016	---	19,464.08	0.00	0.00	(9,385.70)	10,078.38	10,078.38
STLUCIE-Equities Sawgrass	00206R102	AT&T ORD	NA	NA	NA	123.00	09/13/2019	---	3,582.07	0.00	0.00	(1,695.25)	1,886.82	1,886.82
STLUCIE-Equities Sawgrass	002121101	A10 NETWORKS ORD	NA	NA	NA	880.00	02/26/2021	---	8,409.46	0.00	0.00	3,268.14	11,677.60	11,677.60
STLUCIE-Equities Sawgrass	002121101	A10 NETWORKS ORD	NA	NA	NA	30.00	11/09/2021	---	510.69	0.00	0.00	(112.59)	398.10	398.10
STLUCIE-Equities Sawgrass	00287Y109	ABBVIE ORD	NA	NA	NA	291.00	02/04/2022	---	39,870.38	0.00				

ST. LUCIE COUNTY BOARD OF COUNTY COMMISSIONERS
INVESTMENT PORTFOLIO
AS OF SEPTEMBER 30, 2022

Account	Identifier	Description	S&P	Fitch	Moody's	Current Units	Settle Date	Final Maturity	Book Value	Interest Due	Accrued Balance	Net Unrealized		Market Value +	
			Rating	Rating	Rating							Gain/Loss	Market Value	Accrued	
STLUCIE-Equities Sawgrass	00287Y109	ABBVIE ORD	NA	NA	NA	397.00	07/20/2022	---	59,502.36	0.00	0.00	(6,220.99)	53,281.37	53,281.37	
STLUCIE-Equities Sawgrass	00287Y109	ABBVIE ORD	NA	NA	NA	382.00	07/21/2022	---	57,293.12	0.00	0.00	(6,024.90)	51,268.22	51,268.22	
STLUCIE-Equities Sawgrass	00287Y109	ABBVIE ORD	NA	NA	NA	129.00	08/09/2022	---	17,829.09	0.00	0.00	(516.00)	17,313.09	17,313.09	
STLUCIE-Equities Sawgrass	00287Y109	ABBVIE ORD	NA	NA	NA	157.00	08/19/2022	---	22,203.24	0.00	0.00	(1,132.27)	21,070.97	21,070.97	
STLUCIE-Equities Sawgrass	00287Y109	ABBVIE ORD	NA	NA	NA	39.00	09/23/2022	---	5,565.61	0.00	0.00	(331.42)	5,234.19	5,234.19	
STLUCIE-Equities Sawgrass	00402L107	ACADEMY SPORTS AND OUTDOORS ORD	NA	NA	NA	49.00	09/22/2022	---	2,324.56	0.00	0.00	(257.74)	2,066.82	2,066.82	
STLUCIE-Equities Sawgrass	00653Q102	ADAPTHEALTH ORD	NA	NA	NA	98.00	09/22/2022	---	2,160.70	0.00	0.00	(320.26)	1,840.44	1,840.44	
STLUCIE-Equities Sawgrass	006739106	ADDUS HOMECARE ORD	NA	NA	NA	6.00	06/01/2020	---	589.57	0.00	0.00	(18.13)	571.44	571.44	
STLUCIE-Equities Sawgrass	006739106	ADDUS HOMECARE ORD	NA	NA	NA	16.00	01/27/2021	---	2,026.48	0.00	0.00	(502.64)	1,523.84	1,523.84	
STLUCIE-Equities Sawgrass	006739106	ADDUS HOMECARE ORD	NA	NA	NA	24.00	03/16/2021	---	2,468.30	0.00	0.00	(182.54)	2,285.76	2,285.76	
STLUCIE-Equities Sawgrass	006739106	ADDUS HOMECARE ORD	NA	NA	NA	4.00	03/31/2021	---	425.44	0.00	0.00	(44.48)	380.96	380.96	
STLUCIE-Equities Sawgrass	006739106	ADDUS HOMECARE ORD	NA	NA	NA	12.00	10/01/2021	---	996.72	0.00	0.00	146.16	1,142.88	1,142.88	
STLUCIE-Equities Sawgrass	00724F101	ADOBE ORD	NA	NA	NA	136.00	08/17/2022	---	60,534.96	0.00	0.00	(23,107.76)	37,427.20	37,427.20	
STLUCIE-Equities Sawgrass	00766T100	AECOM ORD	NA	NA	NA	60.00	04/01/2022	---	4,718.40	0.00	0.00	(616.20)	4,102.20	4,102.20	
STLUCIE-Equities Sawgrass	00971T101	AKAMAI TECHNOLOGIES ORD	NA	NA	NA	121.00	05/06/2022	---	11,917.80	0.00	0.00	(2,199.08)	9,718.72	9,718.72	
STLUCIE-Equities Sawgrass	013091103	ALBERTSONS COMPANIES CL A ORD	NA	NA	NA	170.00	06/30/2021	---	3,401.86	0.00	0.00	824.34	4,226.20	4,226.20	
STLUCIE-Equities Sawgrass	013091103	ALBERTSONS COMPANIES CL A ORD	NA	NA	NA	65.00	12/30/2021	---	1,906.78	0.00	0.00	(290.88)	1,615.90	1,615.90	
STLUCIE-Equities Sawgrass	01973R101	ALLISON TRANSMISSION HOLDINGS ORD	NA	NA	NA	77.00	08/05/2022	---	3,174.61	0.00	0.00	(575.09)	2,599.52	2,599.52	
STLUCIE-Equities Sawgrass	020002101	ALLSTATE ORD	NA	NA	NA	659.00	05/05/2017	---	53,805.97	560.15	0.00	28,259.30	82,065.27	82,065.27	
STLUCIE-Equities Sawgrass	020002101	ALLSTATE ORD	NA	NA	NA	86.00	06/04/2018	---	8,071.96	73.10	0.00	2,637.62	10,709.58	10,709.58	
STLUCIE-Equities Sawgrass	02079K107	ALPHABET CL C ORD	NA	NA	NA	380.00	06/29/2020	---	27,044.15	0.00	0.00	9,492.85	36,537.00	36,537.00	
STLUCIE-Equities Sawgrass	02079K107	ALPHABET CL C ORD	NA	NA	NA	100.00	08/26/2020	---	7,958.50	0.00	0.00	1,656.50	9,615.00	9,615.00	
STLUCIE-Equities Sawgrass	02079K305	ALPHABET CL A ORD	NA	NA	NA	200.00	06/30/2022	---	22,512.00	0.00	0.00	(3,382.00)	19,130.00	19,130.00	
STLUCIE-Equities Sawgrass	02079K305	ALPHABET CL A ORD	NA	NA	NA	100.00	06/30/2022	---	11,237.50	0.00	0.00	(1,672.50)	9,565.00	9,565.00	
STLUCIE-Equities Sawgrass	02079K305	ALPHABET CL A ORD	NA	NA	NA	100.00	07/01/2022	---	11,143.80	0.00	0.00	(1,578.80)	9,565.00	9,565.00	
STLUCIE-Equities Sawgrass	02079K305	ALPHABET CL A ORD	NA	NA	NA	80.00	07/05/2022	---	8,654.78	0.00	0.00	(1,002.78)	7,652.00	7,652.00	
STLUCIE-Equities Sawgrass	02079K305	ALPHABET CL A ORD	NA	NA	NA	353.00	08/17/2022	---	42,744.77	0.00	0.00	(8,980.32)	33,764.45	33,764.45	
STLUCIE-Equities Sawgrass	02079K305	ALPHABET CL A ORD	NA	NA	NA	262.00	09/27/2022	---	25,850.36	0.00	0.00	(790.06)	25,060.30	25,060.30	
STLUCIE-Equities Sawgrass	02079K305	ALPHABET CL A ORD	NA	NA	NA	524.00	09/29/2022	---	50,963.98	0.00	0.00	(843.38)	50,120.60	50,120.60	
STLUCIE-Equities Sawgrass	023135106	AMAZON COM ORD	NA	NA	NA	300.00	06/30/2022	---	32,377.41	0.00	0.00	1,522.59	33,900.00	33,900.00	
STLUCIE-Equities Sawgrass	023135106	AMAZON COM ORD	NA	NA	NA	4.00	06/30/2022	---	430.64	0.00	0.00	21.36	452.00	452.00	
STLUCIE-Equities Sawgrass	023135106	AMAZON COM ORD	NA	NA	NA	96.00	07/05/2022	---	10,039.20	0.00	0.00	808.80	10,848.00	10,848.00	
STLUCIE-Equities Sawgrass	023135106	AMAZON COM ORD	NA	NA	NA	231.00	08/17/2022	---	32,954.46	0.00	0.00	(6,851.46)	26,103.00	26,103.00	
STLUCIE-Equities Sawgrass	023135106	AMAZON COM ORD	NA	NA	NA	341.00	09/27/2022	---	38,838.33	0.00	0.00	(305.33)	38,533.00	38,533.00	
STLUCIE-Equities Sawgrass	023135106	AMAZON COM ORD	NA	NA	NA	200.00	09/29/2022	---	22,662.74	0.00	0.00	(62.74)	22,600.00	22,600.00	
STLUCIE-Equities Sawgrass	023135106	AMAZON COM ORD	NA	NA	NA	153.00	09/29/2022	---	17,449.91	0.00	0.00	(160.91)	17,289.00	17,289.00	
STLUCIE-Equities Sawgrass	023436108	AMEDISYS ORD	NA	NA	NA	6.00	10/22/2020	---	1,495.14	0.00	0.00	(914.40)	580.74	580.74	
STLUCIE-Equities Sawgrass	023436108	AMEDISYS ORD	NA	NA	NA	7.00	01/27/2021	---	2,260.51	0.00	0.00	(1,582.98)	677.53	677.53	
STLUCIE-Equities Sawgrass	023436108	AMEDISYS ORD	NA	NA	NA	1.00	02/01/2021	---	287.14	0.00	0.00	(190.35)	96.79	96.79	
STLUCIE-Equities Sawgrass	023436108	AMEDISYS ORD	NA	NA	NA	11.00	03/16/2021	---	2,901.03	0.00	0.00	(1,836.34)	1,064.69	1,064.69	
STLUCIE-Equities Sawgrass	023436108	AMEDISYS ORD	NA	NA	NA	1.00	03/31/2021	---	265.11	0.00	0.00	(168.32)	96.79	96.79	
STLUCIE-Equities Sawgrass	023436108	AMEDISYS ORD	NA	NA	NA	4.00	06/30/2021	---	1,020.67	0.00	0.00	(633.51)	387.16	387.16	
STLUCIE-Equities Sawgrass	023436108	AMEDISYS ORD	NA	NA	NA	4.00	10/01/2021	---	608.66	0.00	0.00	(221.50)	387.16	387.16	
STLUCIE-Equities Sawgrass	02376R102	AMERICAN AIRLINES GROUP ORD	NA	NA	NA	313.00	06/29/2022	---	4,284.97	0.00	0.00	(516.45)	3,768.52	3,768.52	
STLUCIE-Equities Sawgrass	02376R102	AMERICAN AIRLINES GROUP ORD	NA	NA	NA	177.00	09/28/2022	---	2,110.73	0.00	0.00	20.35	2,131.08	2,131.08	
STLUCIE-Equities Sawgrass	025676206	AMERICAN EQUITY INV LIFE HLD ORD	NA	NA	NA	150.00	08/22/2022	---	6,035.90	0.00	0.00	(442.40)	5,593.50	5,593.50	
STLUCIE-Equities Sawgrass	03073E105	AMERISOURCEBERGEN ORD	NA	NA	NA	199.00	06/08/2018	---	17,303.95	0.00	0.00	9,626.72	26,930.67	26,930.67	
STLUCIE-Equities Sawgrass	03073E105	AMERISOURCEBERGEN ORD	NA	NA	NA	250.00	07/19/2018	---	21,790.68	0.00	0.00	12,041.82	33,832.50	33,832.50	
STLUCIE-Equities Sawgrass	03073E105	AMERISOURCEBERGEN ORD	NA	NA	NA	81.00	09/13/2019	---	7,128.00	0.00	0.00	3,833.73	10,961.73	10,961.73	
STLUCIE-Equities Sawgrass	031162100	AMGEN ORD	NA	NA	NA	67.00	02/04/2022	---	15,224.41	0.00	0.00	(122.61)	15,101.80	15,101.80	
STLUCIE-Equities Sawgrass	031162100	AMGEN ORD	NA	NA	NA	127.00	02/11/2022	---	30,173.30	0.00	0.00	(1,547.50)	28,625.80	28,625.80	
STLUCIE-Equities Sawgrass	031162100	AMGEN ORD	NA	NA	NA	44.00	02/18/2022	---	9,808.47	0.00	0.00	109.13	9,917.60	9,917.60	
STLUCIE-Equities Sawgrass	031162100	AMGEN ORD	NA	NA	NA	184.00	04/25/2022	---	47,357.18	0.00	0.00	(5,883.58)	41,473.60	41,473.60	
STLUCIE-Equities Sawgrass	031162100	AMGEN ORD	NA	NA	NA	203.00	06/14/2022	---	48,982.32	0.00	0.00	(3,226.12)	45,756.20	45,756.20	
STLUCIE-Equities Sawgrass	031162100	AMGEN ORD	NA	NA	NA	234.00	07/11/2022	---	57,898.97	0.00	0.00	(5,155.37)	52,743.60	52,743.60	
STLUCIE-Equities Sawgrass	031162100	AMGEN ORD	NA	NA	NA	65.00	07/20/2022	---	15,900.79	0.00	0.00	(1,249.79)	14,651.00	14,651.00	
STLUCIE-Equities Sawgrass	031162100	AMGEN ORD	NA	NA	NA	117.00	08/09/2022	---	28,779.66	0.00	0.00	(2,407.86)	26,371.80	26,371.80	
STLUCIE-Equities Sawgrass	031162100	AMGEN ORD	NA	NA	NA	62.00	08/22/2022	---	15,405.02	0.00	0.00	(1,430.22)	13,974.80	13,974.80	
STLUCIE-Equities Sawgrass	031162100	AMGEN ORD	NA	NA	NA	123.00	09/14/2022	---	29,205.12	0.00	0.00	(1,480.92)	27,724.20	27,724.20	
STLUCIE-Equities Sawgrass	031652100	AMKOR TECHNOLOGY ORD	NA	NA	NA	27.00	03/16/2021	---	602.65	0.00	0.00	(142.30)	460.35	460.35	
STLUCIE-Equities Sawgrass	031652100	AMKOR TECHNOLOGY ORD	NA	NA	NA	19.00	03/31/2021	---	421.52	0.00	0.00	(97.57)	323.95	323.95	
STLUCIE-Equities Sawgrass	031652100	AMKOR TECHNOLOGY ORD	NA	NA	NA	485.00	04/30/2021	---	10,080.05	0.00	0.00	(1,810.80)	8,269.25	8,269.25	
STLUCIE-Equities Sawgrass	031652100	AMKOR TECHNOLOGY ORD	NA	NA	NA	40.00	05/10/2021	---	784.35	0.00	0.00	(102.35)	682.00	682.00	
STLUCIE-Equities Sawgrass	03674X106	ANTERO RESOURCES ORD	NA	NA	NA	244.00	02/28/2022	---	5,409.31	0.00	0.00	2,040.01	7,449.32	7,449.32	
STLUCIE-Equities Sawgrass	03743Q108	APA ORD	NA	NA	NA	180.00	09/28/2022	---	5,778.90	0.00	0.00	375.30	6,154.20	6,154.20	
STLUCIE-Equities Sawgrass	037833100	APPLE ORD	NA	NA	NA	77.00	01/31/2022	---	12,260.90	0.00	0.00	(1,619.50)	10,641.40	10,641.40	
STLUCIE-Equities Sawgrass	037833100	APPLE ORD	NA	NA	NA	199.00	06/30/2022	---	27,417.23	0.00	0.00	84.57	27,501.80	27,501.80	
STLUCIE-Equities Sawgrass	037833100	APPLE ORD	NA	NA	NA	190.00	06/30/2022	---	26,293.00	0.00	0.00	(35.00)	26,258.00	26,258.00	
STLUCIE-Equities Sawgrass	037833100	APPLE ORD	NA	NA	NA	135.00	07/05/2022	---	18,338.40	0.00	0.00	318.60	18,657.00	18,657.00	

**ST. LUCIE COUNTY BOARD OF COUNTY COMMISSIONERS
INVESTMENT PORTFOLIO
AS OF SEPTEMBER 30, 2022**

Account	Identifier	Description	S&P Rating	Fitch Rating	Moody's Rating	Current Units	Settle Date	Final Maturity	Book Value	Interest Due	Accrued Balance	Net Unrealized Gain/Loss	Market Value	Market Value + Accrued
STLUCIE-Equities Sawgrass	037833100	APPLE ORD	NA	NA	NA	172.00	09/27/2022	---	25,809.87	0.00	0.00	(2,039.47)	23,770.40	23,770.40
STLUCIE-Equities Sawgrass	037833100	APPLE ORD	NA	NA	NA	247.00	09/29/2022	---	37,348.75	0.00	0.00	(3,213.35)	34,135.40	34,135.40
STLUCIE-Equities Sawgrass	037833100	APPLE ORD	NA	NA	NA	254.00	09/29/2022	---	38,178.46	0.00	0.00	(3,075.66)	35,102.80	35,102.80
STLUCIE-Equities Sawgrass	037833100	APPLE ORD	NA	NA	NA	142.00	09/30/2022	---	20,648.22	0.00	0.00	(1,023.82)	19,624.40	19,624.40
STLUCIE-Equities Sawgrass	037833100	APPLE ORD	NA	NA	NA	232.00	09/30/2022	---	34,195.99	0.00	0.00	(2,133.59)	32,062.40	32,062.40
STLUCIE-Equities Sawgrass	03852U106	ARAMARK ORD	NA	NA	NA	164.00	06/30/2021	---	6,117.04	0.00	0.00	(1,000.24)	5,116.80	5,116.80
STLUCIE-Equities Sawgrass	03852U106	ARAMARK ORD	NA	NA	NA	85.00	10/01/2021	---	2,875.97	0.00	0.00	(223.97)	2,652.00	2,652.00
STLUCIE-Equities Sawgrass	03940R107	ARCH RESOURCES CL A ORD	NA	NA	NA	29.00	08/22/2022	---	4,634.49	0.00	0.00	(1,195.09)	3,439.40	3,439.40
STLUCIE-Equities Sawgrass	039653100	ARCOSA ORD	NA	NA	NA	23.00	04/22/2021	---	1,410.26	0.00	0.00	(95.12)	1,315.14	1,315.14
STLUCIE-Equities Sawgrass	039653100	ARCOSA ORD	NA	NA	NA	30.00	05/10/2021	---	1,939.88	0.00	0.00	(224.48)	1,715.40	1,715.40
STLUCIE-Equities Sawgrass	039653100	ARCOSA ORD	NA	NA	NA	26.00	06/30/2021	---	1,541.28	0.00	0.00	(54.60)	1,486.68	1,486.68
STLUCIE-Equities Sawgrass	042735100	ARROW ELECTRONICS ORD	NA	NA	NA	14.00	02/28/2020	---	1,002.77	0.00	0.00	287.89	1,290.66	1,290.66
STLUCIE-Equities Sawgrass	042735100	ARROW ELECTRONICS ORD	NA	NA	NA	1.00	12/31/2020	---	96.76	0.00	0.00	(4.57)	92.19	92.19
STLUCIE-Equities Sawgrass	042735100	ARROW ELECTRONICS ORD	NA	NA	NA	26.00	01/27/2021	---	2,743.26	0.00	0.00	(346.32)	2,396.94	2,396.94
STLUCIE-Equities Sawgrass	042735100	ARROW ELECTRONICS ORD	NA	NA	NA	38.00	03/16/2021	---	3,950.57	0.00	0.00	(447.35)	3,503.22	3,503.22
STLUCIE-Equities Sawgrass	042735100	ARROW ELECTRONICS ORD	NA	NA	NA	2.00	03/31/2021	---	215.09	0.00	0.00	(30.71)	184.38	184.38
STLUCIE-Equities Sawgrass	04316A108	ARTISAN PARTNERS ASSET MGMT CL A ORD	NA	NA	NA	106.00	03/31/2021	---	5,570.89	0.00	0.00	(2,716.31)	2,854.58	2,854.58
STLUCIE-Equities Sawgrass	04316A108	ARTISAN PARTNERS ASSET MGMT CL A ORD	NA	NA	NA	5.00	05/10/2021	---	279.80	0.00	0.00	(145.15)	134.65	134.65
STLUCIE-Equities Sawgrass	04316A108	ARTISAN PARTNERS ASSET MGMT CL A ORD	NA	NA	NA	30.00	05/28/2021	---	1,509.75	0.00	0.00	(701.85)	807.90	807.90
STLUCIE-Equities Sawgrass	04316A108	ARTISAN PARTNERS ASSET MGMT CL A ORD	NA	NA	NA	8.00	10/01/2021	---	401.92	0.00	0.00	(186.48)	215.44	215.44
STLUCIE-Equities Sawgrass	053332102	AUTOZONE ORD	NA	NA	NA	12.00	07/25/2022	---	26,350.32	0.00	0.00	(647.16)	25,703.16	25,703.16
STLUCIE-Equities Sawgrass	053332102	AUTOZONE ORD	NA	NA	NA	4.00	09/23/2022	---	8,538.73	0.00	0.00	28.99	8,567.72	8,567.72
STLUCIE-Equities Sawgrass	053807103	AVNET ORD	NA	NA	NA	34.00	02/28/2020	---	1,108.57	0.00	0.00	119.51	1,228.08	1,228.08
STLUCIE-Equities Sawgrass	053807103	AVNET ORD	NA	NA	NA	6.00	03/31/2020	---	147.78	0.00	0.00	68.94	216.72	216.72
STLUCIE-Equities Sawgrass	053807103	AVNET ORD	NA	NA	NA	6.00	09/29/2020	---	152.58	0.00	0.00	64.14	216.72	216.72
STLUCIE-Equities Sawgrass	053807103	AVNET ORD	NA	NA	NA	77.00	01/27/2021	---	3,032.38	0.00	0.00	(251.14)	2,781.24	2,781.24
STLUCIE-Equities Sawgrass	053807103	AVNET ORD	NA	NA	NA	5.00	02/01/2021	---	178.93	0.00	0.00	1.67	180.60	180.60
STLUCIE-Equities Sawgrass	053807103	AVNET ORD	NA	NA	NA	123.00	03/16/2021	---	4,864.06	0.00	0.00	(421.30)	4,442.76	4,442.76
STLUCIE-Equities Sawgrass	053807103	AVNET ORD	NA	NA	NA	6.00	03/31/2021	---	243.00	0.00	0.00	(26.28)	216.72	216.72
STLUCIE-Equities Sawgrass	05550J101	BJS WHOLESALE CLUB HOLD ORD	NA	NA	NA	40.00	01/27/2021	---	1,726.40	0.00	0.00	1,185.64	2,912.40	2,912.40
STLUCIE-Equities Sawgrass	05550J101	BJS WHOLESALE CLUB HOLD ORD	NA	NA	NA	66.00	02/01/2021	---	3,128.76	0.00	0.00	1,677.06	4,805.46	4,805.46
STLUCIE-Equities Sawgrass	05550J101	BJS WHOLESALE CLUB HOLD ORD	NA	NA	NA	119.00	03/16/2021	---	5,050.60	0.00	0.00	3,613.79	8,664.39	8,664.39
STLUCIE-Equities Sawgrass	05550J101	BJS WHOLESALE CLUB HOLD ORD	NA	NA	NA	6.00	03/31/2021	---	272.79	0.00	0.00	164.07	436.86	436.86
STLUCIE-Equities Sawgrass	05550J101	BJS WHOLESALE CLUB HOLD ORD	NA	NA	NA	26.00	06/30/2021	---	1,215.74	0.00	0.00	677.32	1,893.06	1,893.06
STLUCIE-Equities Sawgrass	05550J101	BJS WHOLESALE CLUB HOLD ORD	NA	NA	NA	100.00	08/13/2021	---	5,252.46	0.00	0.00	2,028.54	7,281.00	7,281.00
STLUCIE-Equities Sawgrass	05550J101	BJS WHOLESALE CLUB HOLD ORD	NA	NA	NA	50.00	09/14/2021	---	2,934.56	0.00	0.00	705.94	3,640.50	3,640.50
STLUCIE-Equities Sawgrass	05550J101	BJS WHOLESALE CLUB HOLD ORD	NA	NA	NA	12.00	10/01/2021	---	690.30	0.00	0.00	183.42	873.72	873.72
STLUCIE-Equities Sawgrass	05550J101	BJS WHOLESALE CLUB HOLD ORD	NA	NA	NA	40.00	12/14/2021	---	2,655.40	0.00	0.00	257.00	2,912.40	2,912.40
STLUCIE-Equities Sawgrass	060505104	BANK OF AMERICA ORD	NA	NA	NA	157.00	07/22/2016	---	2,243.53	0.00	0.00	2,497.87	4,741.40	4,741.40
STLUCIE-Equities Sawgrass	060505104	BANK OF AMERICA ORD	NA	NA	NA	1,575.00	12/08/2016	---	34,476.75	0.00	0.00	13,088.25	47,565.00	47,565.00
STLUCIE-Equities Sawgrass	060505104	BANK OF AMERICA ORD	NA	NA	NA	925.00	12/09/2016	---	20,257.32	0.00	0.00	7,677.68	27,935.00	27,935.00
STLUCIE-Equities Sawgrass	077454106	BELDEN ORD	NA	NA	NA	29.00	09/22/2022	---	1,874.29	0.00	0.00	(133.71)	1,740.58	1,740.58
STLUCIE-Equities Sawgrass	084670702	BERKSHIRE HATHAWAY CL B ORD	NA	NA	NA	145.00	12/08/2016	---	23,191.30	0.00	0.00	15,526.60	38,717.90	38,717.90
STLUCIE-Equities Sawgrass	084670702	BERKSHIRE HATHAWAY CL B ORD	NA	NA	NA	100.00	12/09/2016	---	16,029.00	0.00	0.00	10,673.00	26,702.00	26,702.00
STLUCIE-Equities Sawgrass	084670702	BERKSHIRE HATHAWAY CL B ORD	NA	NA	NA	30.00	10/29/2018	---	6,100.80	0.00	0.00	1,909.80	8,010.60	8,010.60
STLUCIE-Equities Sawgrass	084670702	BERKSHIRE HATHAWAY CL B ORD	NA	NA	NA	50.00	07/19/2019	---	10,461.00	0.00	0.00	2,890.00	13,351.00	13,351.00
STLUCIE-Equities Sawgrass	084670702	BERKSHIRE HATHAWAY CL B ORD	NA	NA	NA	39.00	05/24/2022	---	11,788.14	0.00	0.00	(1,374.36)	10,413.78	10,413.78
STLUCIE-Equities Sawgrass	084670702	BERKSHIRE HATHAWAY CL B ORD	NA	NA	NA	27.00	05/31/2022	---	8,461.26	0.00	0.00	(1,251.72)	7,209.54	7,209.54
STLUCIE-Equities Sawgrass	08579W103	BERRY GLOBAL GROUP ORD	NA	NA	NA	130.00	01/14/2021	---	7,115.75	0.00	0.00	(1,066.85)	6,048.90	6,048.90
STLUCIE-Equities Sawgrass	08579W103	BERRY GLOBAL GROUP ORD	NA	NA	NA	387.00	01/19/2021	---	20,685.30	0.00	0.00	(2,678.19)	18,007.11	18,007.11
STLUCIE-Equities Sawgrass	08579W103	BERRY GLOBAL GROUP ORD	NA	NA	NA	450.00	09/02/2021	---	30,434.58	0.00	0.00	(9,496.08)	20,938.50	20,938.50
STLUCIE-Equities Sawgrass	08579W103	BERRY GLOBAL GROUP ORD	NA	NA	NA	85.00	06/28/2022	---	4,855.84	0.00	0.00	(900.79)	3,955.05	3,955.05
STLUCIE-Equities Sawgrass	09247X101	BLACKROCK ORD	NA	NA	NA	42.00	12/08/2016	---	15,789.41	0.00	0.00	7,322.35	23,111.76	23,111.76
STLUCIE-Equities Sawgrass	09247X101	BLACKROCK ORD	NA	NA	NA	50.00	12/09/2016	---	18,624.48	0.00	0.00	8,889.52	27,514.00	27,514.00
STLUCIE-Equities Sawgrass	09739D100	BOISE CASCADE ORD	NA	NA	NA	70.00	12/30/2021	---	4,905.60	0.00	0.00	(743.40)	4,162.20	4,162.20
STLUCIE-Equities Sawgrass	099502106	BOOZ ALLEN HAMILTON HOLDING CL A ORD	NA	NA	NA	20.00	01/27/2021	---	1,948.70	0.00	0.00	(101.70)	1,847.00	1,847.00
STLUCIE-Equities Sawgrass	099502106	BOOZ ALLEN HAMILTON HOLDING CL A ORD	NA	NA	NA	24.00	03/16/2021	---	1,904.28	0.00	0.00	312.12	2,216.40	2,216.40
STLUCIE-Equities Sawgrass	099502106	BOOZ ALLEN HAMILTON HOLDING CL A ORD	NA	NA	NA	8.00	03/31/2021	---	653.48	0.00	0.00	85.32	738.80	738.80
STLUCIE-Equities Sawgrass	099502106	BOOZ ALLEN HAMILTON HOLDING CL A ORD	NA	NA	NA	15.00	10/01/2021	---	1,184.85	0.00	0.00	200.40	1,385.25	1,385.25
STLUCIE-Equities Sawgrass	10258P102	BOWLERO CL A ORD	NA	NA	NA	173.00	09/22/2022	---	2,425.36	0.00	0.00	(295.73)	2,129.63	2,129.63
STLUCIE-Equities Sawgrass	10316T104	BOX CL A ORD	NA	NA	NA	275.00	11/09/2021	---	7,330.07	0.00	0.00	(622.82)	6,707.25	6,707.25
STLUCIE-Equities Sawgrass	10316T104	BOX CL A ORD	NA	NA	NA	92.00	05/05/2022	---	2,806.39	0.00	0.00	(562.51)	2,243.88	2,243.88
STLUCIE-Equities Sawgrass	11135F101	BROADCOM ORD	NA	NA	NA	63.00	09/02/2021	---	31,335.62	0.00	0.00	(3,362.99)	27,972.63	27,972.63
STLUCIE-Equities Sawgrass	12008R107	BUILDERS FIRSTSOURCE ORD	NA	NA	NA	68.00	04/01/2022	---	4,690.64	0.00	0.00	(684.08)	4,006.56	4,006.56
STLUCIE-Equities Sawgrass	124805102	CBIZ ORD	NA	NA	NA	19.00	02/28/2020	---	502.93	0.00	0.00	309.89	812.82	812.82
STLUCIE-Equities Sawgrass	124805102	CBIZ ORD	NA	NA	NA	48.00	01/27/2021	---	1,287.42	0.00	0.00	766.02	2,053.44	2,053.44
STLUCIE-Equities Sawgrass	124805102	CBIZ ORD	NA	NA	NA	73.00	03/16/2021	---	2,472.72	0.00	0.00	650.22	3,122.94	3,122.94
STLUCIE-Equities Sawgrass	124805102	CBIZ ORD	NA	NA	NA	21.00	10/01/2021	---	687.44	0.00	0.00	210.94	898.38	898.38
STLUCIE-Equities Sawgrass	124805102	CBIZ ORD	NA	NA	NA	126.00	05/05/2022	---	5,073.88	0.00	0.00	316.40	5,390.28	5,390.28

**ST. LUCIE COUNTY BOARD OF COUNTY COMMISSIONERS
INVESTMENT PORTFOLIO
AS OF SEPTEMBER 30, 2022**

Account	Identifier	Description	S&P	Fitch	Moody's	Current Units	Settle Date	Final Maturity	Book Value	Interest Due	Accrued Balance	Net Unrealized		Market Value +	
			Rating	Rating	Rating							Gain/Loss	Market Value	Accrued	
STLUCIE-Equities Sawgrass	124805102	CBIZ ORD	NA	NA	NA	54.00	07/12/2022	---	2,187.03	0.00	0.00	123.09	2,310.12	2,310.12	
STLUCIE-Equities Sawgrass	124805102	CBIZ ORD	NA	NA	NA	39.00	09/22/2022	---	1,773.06	0.00	0.00	(104.64)	1,668.42	1,668.42	
STLUCIE-Equities Sawgrass	12503M108	CBOE GLOBAL MARKETS ORD	NA	NA	NA	210.00	07/01/2022	---	23,908.50	0.00	0.00	739.20	24,647.70	24,647.70	
STLUCIE-Equities Sawgrass	12504L109	CBRE GROUP CL A ORD	NA	NA	NA	437.00	12/08/2016	---	13,354.63	0.00	0.00	16,147.24	29,501.87	29,501.87	
STLUCIE-Equities Sawgrass	12504L109	CBRE GROUP CL A ORD	NA	NA	NA	300.00	12/09/2016	---	9,207.00	0.00	0.00	11,046.00	20,253.00	20,253.00	
STLUCIE-Equities Sawgrass	12504L109	CBRE GROUP CL A ORD	NA	NA	NA	525.00	12/12/2016	---	16,753.70	0.00	0.00	18,689.05	35,442.75	35,442.75	
STLUCIE-Equities Sawgrass	12514G108	CDW ORD	NA	NA	NA	77.00	09/02/2021	---	15,419.19	0.00	0.00	(3,401.03)	12,018.16	12,018.16	
STLUCIE-Equities Sawgrass	126349109	CSG SYSTEMS INTERNATIONAL ORD	NA	NA	NA	20.00	03/16/2021	---	977.70	0.00	0.00	79.90	1,057.60	1,057.60	
STLUCIE-Equities Sawgrass	126349109	CSG SYSTEMS INTERNATIONAL ORD	NA	NA	NA	13.00	03/31/2021	---	623.03	0.00	0.00	64.41	687.44	687.44	
STLUCIE-Equities Sawgrass	126349109	CSG SYSTEMS INTERNATIONAL ORD	NA	NA	NA	14.00	06/30/2021	---	657.16	0.00	0.00	83.16	740.32	740.32	
STLUCIE-Equities Sawgrass	126349109	CSG SYSTEMS INTERNATIONAL ORD	NA	NA	NA	25.00	12/30/2021	---	1,458.50	0.00	0.00	(136.50)	1,322.00	1,322.00	
STLUCIE-Equities Sawgrass	126349109	CSG SYSTEMS INTERNATIONAL ORD	NA	NA	NA	57.00	08/05/2022	---	3,733.18	0.00	0.00	(719.02)	3,014.16	3,014.16	
STLUCIE-Equities Sawgrass	126501105	CTS ORD	NA	NA	NA	59.00	06/13/2022	---	2,331.68	2.36	0.00	125.67	2,457.35	2,457.35	
STLUCIE-Equities Sawgrass	126501105	CTS ORD	NA	NA	NA	64.00	08/22/2022	---	2,798.95	2.56	0.00	(133.35)	2,665.60	2,665.60	
STLUCIE-Equities Sawgrass	126650100	CVS HEALTH ORD	NA	NA	NA	201.00	01/05/2018	---	14,784.85	0.00	0.00	4,384.52	19,169.37	19,169.37	
STLUCIE-Equities Sawgrass	126650100	CVS HEALTH ORD	NA	NA	NA	225.00	04/18/2019	---	12,094.25	0.00	0.00	9,364.00	21,458.25	21,458.25	
STLUCIE-Equities Sawgrass	126650100	CVS HEALTH ORD	NA	NA	NA	475.00	07/19/2019	---	26,829.85	0.00	0.00	18,470.90	45,300.75	45,300.75	
STLUCIE-Equities Sawgrass	127190304	CACI INTERNATIONAL CL A ORD	NA	NA	NA	64.00	01/26/2021	---	15,937.00	0.00	0.00	770.84	16,707.84	16,707.84	
STLUCIE-Equities Sawgrass	127190304	CACI INTERNATIONAL CL A ORD	NA	NA	NA	9.00	01/27/2021	---	2,288.43	0.00	0.00	61.11	2,349.54	2,349.54	
STLUCIE-Equities Sawgrass	127190304	CACI INTERNATIONAL CL A ORD	NA	NA	NA	101.00	03/02/2021	---	22,600.37	0.00	0.00	3,766.69	26,367.06	26,367.06	
STLUCIE-Equities Sawgrass	127190304	CACI INTERNATIONAL CL A ORD	NA	NA	NA	15.00	03/16/2021	---	3,575.25	0.00	0.00	340.65	3,915.90	3,915.90	
STLUCIE-Equities Sawgrass	127190304	CACI INTERNATIONAL CL A ORD	NA	NA	NA	3.00	03/31/2021	---	745.53	0.00	0.00	37.65	783.18	783.18	
STLUCIE-Equities Sawgrass	14448C104	CARRIER GLOBAL ORD	NA	NA	NA	684.00	06/29/2020	---	14,879.80	0.00	0.00	9,443.24	24,323.04	24,323.04	
STLUCIE-Equities Sawgrass	14448C104	CARRIER GLOBAL ORD	NA	NA	NA	605.00	07/20/2020	---	16,043.81	0.00	0.00	5,469.99	21,513.80	21,513.80	
STLUCIE-Equities Sawgrass	14888U101	CATALYST PHARMACEUTICALS ORD	NA	NA	NA	832.00	05/10/2021	---	3,902.17	0.00	0.00	6,772.39	10,674.56	10,674.56	
STLUCIE-Equities Sawgrass	14888U101	CATALYST PHARMACEUTICALS ORD	NA	NA	NA	310.00	07/12/2022	---	2,357.18	0.00	0.00	1,620.12	3,977.30	3,977.30	
STLUCIE-Equities Sawgrass	16359R103	CHEMED ORD	NA	NA	NA	3.00	09/18/2020	---	1,481.99	0.00	0.00	(172.31)	1,309.68	1,309.68	
STLUCIE-Equities Sawgrass	16359R103	CHEMED ORD	NA	NA	NA	4.00	01/27/2021	---	2,212.36	0.00	0.00	(466.12)	1,746.24	1,746.24	
STLUCIE-Equities Sawgrass	16359R103	CHEMED ORD	NA	NA	NA	5.00	03/16/2021	---	2,224.73	0.00	0.00	(41.93)	2,182.80	2,182.80	
STLUCIE-Equities Sawgrass	16359R103	CHEMED ORD	NA	NA	NA	3.00	06/30/2021	---	1,461.03	0.00	0.00	(151.35)	1,309.68	1,309.68	
STLUCIE-Equities Sawgrass	166764100	CHEVRON ORD	NA	NA	NA	187.00	12/08/2016	---	21,263.77	0.00	0.00	5,602.52	26,866.29	26,866.29	
STLUCIE-Equities Sawgrass	166764100	CHEVRON ORD	NA	NA	NA	100.00	12/09/2016	---	11,247.00	0.00	0.00	3,120.00	14,367.00	14,367.00	
STLUCIE-Equities Sawgrass	166764100	CHEVRON ORD	NA	NA	NA	100.00	06/11/2018	---	12,697.00	0.00	0.00	1,670.00	14,367.00	14,367.00	
STLUCIE-Equities Sawgrass	17275R102	CISCO SYSTEMS ORD	NA	NA	NA	102.00	02/12/2021	---	4,725.10	0.00	0.00	(645.10)	4,080.00	4,080.00	
STLUCIE-Equities Sawgrass	17275R102	CISCO SYSTEMS ORD	NA	NA	NA	150.00	09/23/2021	---	8,429.97	0.00	0.00	(2,429.97)	6,000.00	6,000.00	
STLUCIE-Equities Sawgrass	17275R102	CISCO SYSTEMS ORD	NA	NA	NA	607.00	06/30/2022	---	26,322.01	0.00	0.00	(2,042.01)	24,280.00	24,280.00	
STLUCIE-Equities Sawgrass	17275R102	CISCO SYSTEMS ORD	NA	NA	NA	481.00	07/01/2022	---	20,655.34	0.00	0.00	(1,415.34)	19,240.00	19,240.00	
STLUCIE-Equities Sawgrass	177376100	CITRIX SYSTEMS ORD	NA	NA	NA	170.00	08/31/2022	---	17,418.20	0.00	0.00	244.80	17,663.00	17,663.00	
STLUCIE-Equities Sawgrass	18453H106	CLEAR CHANNEL OUTDOOR HLDG ORD	NA	NA	NA	3,508.00	06/29/2022	---	4,327.47	0.00	0.00	478.49	4,805.96	4,805.96	
STLUCIE-Equities Sawgrass	18453H106	CLEAR CHANNEL OUTDOOR HLDG ORD	NA	NA	NA	845.00	09/28/2022	---	1,153.43	0.00	0.00	4.22	1,157.65	1,157.65	
STLUCIE-Equities Sawgrass	185899101	CLEVELAND CLIFFS ORD	NA	NA	NA	146.00	04/01/2022	---	4,703.39	0.00	0.00	(2,736.77)	1,966.62	1,966.62	
STLUCIE-Equities Sawgrass	185899101	CLEVELAND CLIFFS ORD	NA	NA	NA	113.00	06/29/2022	---	1,879.56	0.00	0.00	(357.45)	1,522.11	1,522.11	
STLUCIE-Equities Sawgrass	19247A100	COHEN & STEERS ORD	NA	NA	NA	9.00	02/28/2020	---	650.79	0.00	0.00	(87.12)	563.67	563.67	
STLUCIE-Equities Sawgrass	19247A100	COHEN & STEERS ORD	NA	NA	NA	2.00	12/31/2020	---	146.16	0.00	0.00	(20.90)	125.26	125.26	
STLUCIE-Equities Sawgrass	19247A100	COHEN & STEERS ORD	NA	NA	NA	22.00	01/27/2021	---	1,595.86	0.00	0.00	(218.00)	1,377.86	1,377.86	
STLUCIE-Equities Sawgrass	19247A100	COHEN & STEERS ORD	NA	NA	NA	34.00	03/16/2021	---	2,295.25	0.00	0.00	(165.83)	2,129.42	2,129.42	
STLUCIE-Equities Sawgrass	19247A100	COHEN & STEERS ORD	NA	NA	NA	8.00	03/31/2021	---	527.45	0.00	0.00	(26.41)	501.04	501.04	
STLUCIE-Equities Sawgrass	199908104	COMFORT SYSTEMS USA ORD	NA	NA	NA	45.00	11/09/2021	---	4,421.05	0.00	0.00	(41.20)	4,379.85	4,379.85	
STLUCIE-Equities Sawgrass	199908104	COMFORT SYSTEMS USA ORD	NA	NA	NA	24.00	08/05/2022	---	2,525.88	0.00	0.00	(189.96)	2,335.92	2,335.92	
STLUCIE-Equities Sawgrass	20030N101	COMCAST CL A ORD	NA	NA	NA	338.00	06/22/2022	---	12,899.77	0.00	0.00	(2,986.23)	9,913.54	9,913.54	
STLUCIE-Equities Sawgrass	20030N101	COMCAST CL A ORD	NA	NA	NA	1,022.00	06/27/2022	---	39,454.31	0.00	0.00	(9,479.05)	29,975.26	29,975.26	
STLUCIE-Equities Sawgrass	20030N101	COMCAST CL A ORD	NA	NA	NA	1,402.00	08/01/2022	---	55,715.48	0.00	0.00	(14,594.82)	41,120.66	41,120.66	
STLUCIE-Equities Sawgrass	20030N101	COMCAST CL A ORD	NA	NA	NA	902.00	08/02/2022	---	33,585.97	0.00	0.00	(7,130.31)	26,455.66	26,455.66	
STLUCIE-Equities Sawgrass	20030N101	COMCAST CL A ORD	NA	NA	NA	287.00	08/19/2022	---	11,401.08	0.00	0.00	(2,983.37)	8,417.71	8,417.71	
STLUCIE-Equities Sawgrass	20030N101	COMCAST CL A ORD	NA	NA	NA	260.00	08/22/2022	---	10,102.30	0.00	0.00	(2,476.50)	7,625.80	7,625.80	
STLUCIE-Equities Sawgrass	20030N101	COMCAST CL A ORD	NA	NA	NA	523.00	09/08/2022	---	18,241.30	0.00	0.00	(2,901.71)	15,339.59	15,339.59	
STLUCIE-Equities Sawgrass	201723103	COMMERCIAL METALS ORD	NA	NA	NA	2.00	09/29/2020	---	40.75	0.00	0.00	30.21	70.96	70.96	
STLUCIE-Equities Sawgrass	201723103	COMMERCIAL METALS ORD	NA	NA	NA	12.00	12/31/2020	---	241.80	0.00	0.00	183.96	425.76	425.76	
STLUCIE-Equities Sawgrass	201723103	COMMERCIAL METALS ORD	NA	NA	NA	61.00	01/27/2021	---	1,302.05	0.00	0.00	862.23	2,164.28	2,164.28	
STLUCIE-Equities Sawgrass	201723103	COMMERCIAL METALS ORD	NA	NA	NA	9.00	02/01/2021	---	179.96	0.00	0.00	139.36	319.32	319.32	
STLUCIE-Equities Sawgrass	201723103	COMMERCIAL METALS ORD	NA	NA	NA	99.00	03/16/2021	---	2,971.80	0.00	0.00	540.72	3,512.52	3,512.52	
STLUCIE-Equities Sawgrass	201723103	COMMERCIAL METALS ORD	NA	NA	NA	125.00	02/28/2022	---	4,405.86	0.00	0.00	29.14	4,435.00	4,435.00	
STLUCIE-Equities Sawgrass	201723103	COMMERCIAL METALS ORD	NA	NA	NA	48.00	03/31/2022	---	1,987.92	0.00	0.00	(284.88)	1,703.04	1,703.04	
STLUCIE-Equities Sawgrass	218352102	CORCEPT THERAPEUTICS ORD	NA	NA	NA	248.00	07/11/2022	---	6,755.52	0.00	0.00	(396.80)	6,358.72	6,358.72	
STLUCIE-Equities Sawgrass	22052L104	CORTEVA ORD	NA	NA	NA	83.33	12/09/2016	---	2,751.81	0.00	0.00	2,010.69	4,762.50	4,762.50	
STLUCIE-Equities Sawgrass	22052L104	CORTEVA ORD	NA	NA	NA	152.67	07/22/2016	---	4,747.89	0.00	0.00	3,977.01	8,724.90	8,724.90	
STLUCIE-Equities Sawgrass	22052L104	CORTEVA ORD	NA	NA	NA	150.00	12/08/2016	---	4,996.92	0.00	0.00	3,575.58	8,572.50	8,572.50	
STLUCIE-Equities Sawgrass	221006109	CORVEL ORD	NA	NA	NA	12.00	02/28/2020	---	893.47	0.00	0.00	1,661.16	1,661.16	1,661.16	
STLUCIE-Equities Sawgrass	221006109	CORVEL ORD	NA	NA	NA	1.00	09/29/2020	---	83.42	0.00	0.00	55.01	138.43	138.43	

**ST. LUCIE COUNTY BOARD OF COUNTY COMMISSIONERS
INVESTMENT PORTFOLIO
AS OF SEPTEMBER 30, 2022**

Account	Identifier	Description	S&P	Fitch	Moody's	Current Units	Settle Date	Final Maturity	Book Value	Interest Due	Accrued Balance	Net Unrealized		Market Value +	
			Rating	Rating	Rating							Gain/Loss	Market Value	Accrued	
STLUCIE-Equities Sawgrass	221006109	CORVEL ORD	NA	NA	NA	23.00	01/27/2021	---	2,385.84	0.00	0.00	798.05	3,183.89	3,183.89	
STLUCIE-Equities Sawgrass	221006109	CORVEL ORD	NA	NA	NA	35.00	03/16/2021	---	3,730.39	0.00	0.00	1,114.66	4,845.05	4,845.05	
STLUCIE-Equities Sawgrass	221006109	CORVEL ORD	NA	NA	NA	3.00	03/31/2021	---	319.64	0.00	0.00	95.65	415.29	415.29	
STLUCIE-Equities Sawgrass	221006109	CORVEL ORD	NA	NA	NA	5.00	06/30/2021	---	659.90	0.00	0.00	32.25	692.15	692.15	
STLUCIE-Equities Sawgrass	22160K105	COSTCO WHOLESALE ORD	NA	NA	NA	52.00	07/11/2022	---	25,560.69	0.00	0.00	(1,002.65)	24,558.04	24,558.04	
STLUCIE-Equities Sawgrass	228368106	CROWN HOLDINGS ORD	NA	NA	NA	624.00	07/11/2018	---	28,615.08	0.00	0.00	21,947.64	50,562.72	50,562.72	
STLUCIE-Equities Sawgrass	231561101	CURTISS WRIGHT ORD	NA	NA	NA	31.00	03/31/2022	---	4,762.69	5.89	0.00	(448.73)	4,313.96	4,313.96	
STLUCIE-Equities Sawgrass	235851102	DANAHER ORD	NA	NA	NA	70.00	09/02/2021	---	22,649.80	17.50	0.00	(4,569.50)	18,080.30	18,080.30	
STLUCIE-Equities Sawgrass	250565108	DESIGNER BRANDS CL A ORD	NA	NA	NA	122.00	08/05/2022	---	1,860.40	6.10	0.00	7.42	1,867.82	1,867.82	
STLUCIE-Equities Sawgrass	253798102	DIGI INTERNATIONAL ORD	NA	NA	NA	63.00	09/22/2022	---	2,200.24	0.00	0.00	(22.33)	2,177.91	2,177.91	
STLUCIE-Equities Sawgrass	254687106	WALT DISNEY ORD	NA	NA	NA	222.00	07/01/2022	---	21,270.93	0.00	0.00	(329.67)	20,941.26	20,941.26	
STLUCIE-Equities Sawgrass	254687106	WALT DISNEY ORD	NA	NA	NA	234.00	07/11/2022	---	22,716.72	0.00	0.00	(643.50)	22,073.22	22,073.22	
STLUCIE-Equities Sawgrass	25746U109	DOMINION ENERGY ORD	NA	NA	NA	250.00	04/16/2020	---	20,396.25	0.00	0.00	(3,118.75)	17,277.50	17,277.50	
STLUCIE-Equities Sawgrass	25746U109	DOMINION ENERGY ORD	NA	NA	NA	408.00	05/24/2022	---	33,352.86	0.00	0.00	(5,155.98)	28,196.88	28,196.88	
STLUCIE-Equities Sawgrass	257701201	DONEGAL GROUP CL A ORD	NA	NA	NA	26.00	02/28/2020	---	385.82	0.00	0.00	(35.08)	350.74	350.74	
STLUCIE-Equities Sawgrass	257701201	DONEGAL GROUP CL A ORD	NA	NA	NA	8.00	09/29/2020	---	110.72	0.00	0.00	(2.80)	107.92	107.92	
STLUCIE-Equities Sawgrass	257701201	DONEGAL GROUP CL A ORD	NA	NA	NA	21.00	12/31/2020	---	299.88	0.00	0.00	(16.59)	283.29	283.29	
STLUCIE-Equities Sawgrass	257701201	DONEGAL GROUP CL A ORD	NA	NA	NA	99.00	01/27/2021	---	1,410.75	0.00	0.00	(75.24)	1,335.51	1,335.51	
STLUCIE-Equities Sawgrass	257701201	DONEGAL GROUP CL A ORD	NA	NA	NA	147.00	03/16/2021	---	2,209.31	0.00	0.00	(226.28)	1,983.03	1,983.03	
STLUCIE-Equities Sawgrass	257701201	DONEGAL GROUP CL A ORD	NA	NA	NA	35.00	03/31/2021	---	530.02	0.00	0.00	(57.87)	472.15	472.15	
STLUCIE-Equities Sawgrass	257701201	DONEGAL GROUP CL A ORD	NA	NA	NA	68.00	06/30/2021	---	994.16	0.00	0.00	(76.84)	917.32	917.32	
STLUCIE-Equities Sawgrass	257701201	DONEGAL GROUP CL A ORD	NA	NA	NA	185.00	12/30/2021	---	2,654.23	0.00	0.00	(158.58)	2,495.65	2,495.65	
STLUCIE-Equities Sawgrass	257701201	DONEGAL GROUP CL A ORD	NA	NA	NA	96.00	09/28/2022	---	1,327.18	0.00	0.00	(32.14)	1,295.04	1,295.04	
STLUCIE-Equities Sawgrass	260557103	DOW ORD	NA	NA	NA	579.00	11/12/2019	---	32,017.30	0.00	0.00	(6,581.98)	25,435.32	25,435.32	
STLUCIE-Equities Sawgrass	260557103	DOW ORD	NA	NA	NA	520.00	06/29/2020	---	19,817.20	0.00	0.00	3,026.40	22,843.60	22,843.60	
STLUCIE-Equities Sawgrass	26210C104	DROPBOX CL A ORD	NA	NA	NA	355.00	06/30/2022	---	7,613.08	0.00	0.00	(257.48)	7,355.60	7,355.60	
STLUCIE-Equities Sawgrass	26210C104	DROPBOX CL A ORD	NA	NA	NA	671.00	07/01/2022	---	14,342.63	0.00	0.00	(439.51)	13,903.12	13,903.12	
STLUCIE-Equities Sawgrass	26210V102	DRIVEN BRANDS HOLDINGS ORD	NA	NA	NA	72.00	09/22/2022	---	2,336.04	0.00	0.00	(321.48)	2,014.56	2,014.56	
STLUCIE-Equities Sawgrass	28176E108	EDWARDS LIFESCIENCES ORD	NA	NA	NA	193.00	08/17/2022	---	20,209.03	0.00	0.00	(4,261.44)	15,947.59	15,947.59	
STLUCIE-Equities Sawgrass	29261A100	ENCOMPASS HEALTH ORD	NA	NA	NA	65.00	04/01/2022	---	3,674.61	9.75	0.00	(734.66)	2,939.95	2,939.95	
STLUCIE-Equities Sawgrass	29261A100	ENCOMPASS HEALTH ORD	NA	NA	NA	19.00	01/27/2021	---	1,323.51	2.85	0.00	(464.14)	859.37	859.37	
STLUCIE-Equities Sawgrass	29261A100	ENCOMPASS HEALTH ORD	NA	NA	NA	30.00	03/16/2021	---	1,905.36	4.50	0.00	(548.46)	1,356.90	1,356.90	
STLUCIE-Equities Sawgrass	29261A100	ENCOMPASS HEALTH ORD	NA	NA	NA	9.00	02/28/2020	---	554.51	1.35	0.00	(147.44)	407.07	407.07	
STLUCIE-Equities Sawgrass	29261A100	ENCOMPASS HEALTH ORD	NA	NA	NA	5.00	06/30/2021	---	319.24	0.75	0.00	(93.09)	226.15	226.15	
STLUCIE-Equities Sawgrass	29261A100	ENCOMPASS HEALTH ORD	NA	NA	NA	5.00	03/31/2021	---	328.04	0.75	0.00	(101.89)	226.15	226.15	
STLUCIE-Equities Sawgrass	29270J100	ENERGY RECOVERY ORD	NA	NA	NA	149.00	09/07/2022	---	3,423.92	0.00	0.00	(184.66)	3,239.26	3,239.26	
STLUCIE-Equities Sawgrass	29270J100	ENERGY RECOVERY ORD	NA	NA	NA	144.00	09/22/2022	---	3,559.06	0.00	0.00	(428.50)	3,130.56	3,130.56	
STLUCIE-Equities Sawgrass	29332G102	ENHABIT ORD	NA	NA	NA	4.00	02/28/2020	---	127.03	0.00	0.00	(70.87)	56.16	56.16	
STLUCIE-Equities Sawgrass	29332G102	ENHABIT ORD	NA	NA	NA	9.50	01/27/2021	---	341.08	0.00	0.00	(207.70)	133.38	133.38	
STLUCIE-Equities Sawgrass	29332G102	ENHABIT ORD	NA	NA	NA	15.00	03/16/2021	---	491.04	0.00	0.00	(280.44)	210.60	210.60	
STLUCIE-Equities Sawgrass	29332G102	ENHABIT ORD	NA	NA	NA	2.50	03/31/2021	---	84.54	0.00	0.00	(49.44)	35.10	35.10	
STLUCIE-Equities Sawgrass	29332G102	ENHABIT ORD	NA	NA	NA	2.50	06/30/2021	---	82.27	0.00	0.00	(47.17)	35.10	35.10	
STLUCIE-Equities Sawgrass	29332G102	ENHABIT ORD	NA	NA	NA	32.50	04/01/2022	---	947.00	0.00	0.00	(490.70)	456.30	456.30	
STLUCIE-Equities Sawgrass	29357K103	ENOVA INTERNATIONAL ORD	NA	NA	NA	182.00	06/29/2022	---	5,433.48	0.00	0.00	(106.34)	5,327.14	5,327.14	
STLUCIE-Equities Sawgrass	29357K103	ENOVA INTERNATIONAL ORD	NA	NA	NA	43.00	09/28/2022	---	1,274.78	0.00	0.00	(16.17)	1,258.61	1,258.61	
STLUCIE-Equities Sawgrass	29358P101	ENSGN GROUP ORD	NA	NA	NA	37.00	02/25/2021	---	3,059.05	2.04	0.00	(117.55)	2,941.50	2,941.50	
STLUCIE-Equities Sawgrass	29358P101	ENSGN GROUP ORD	NA	NA	NA	30.00	08/05/2022	---	2,625.29	1.65	0.00	(240.29)	2,385.00	2,385.00	
STLUCIE-Equities Sawgrass	29977A105	EVERCORE CL A ORD	NA	NA	NA	9.00	02/28/2020	---	640.16	0.00	0.00	100.09	740.25	740.25	
STLUCIE-Equities Sawgrass	29977A105	EVERCORE CL A ORD	NA	NA	NA	19.00	01/27/2021	---	2,166.38	0.00	0.00	(603.63)	1,562.75	1,562.75	
STLUCIE-Equities Sawgrass	29977A105	EVERCORE CL A ORD	NA	NA	NA	28.00	03/16/2021	---	3,912.47	0.00	0.00	(1,609.47)	2,303.00	2,303.00	
STLUCIE-Equities Sawgrass	30050B101	EVOLNT HEALTH CL A ORD	NA	NA	NA	148.00	07/12/2022	---	5,014.24	0.00	0.00	303.40	5,317.64	5,317.64	
STLUCIE-Equities Sawgrass	30050B101	EVOLNT HEALTH CL A ORD	NA	NA	NA	147.00	08/05/2022	---	5,723.18	0.00	0.00	(441.47)	5,281.71	5,281.71	
STLUCIE-Equities Sawgrass	30050B101	EVOLNT HEALTH CL A ORD	NA	NA	NA	45.00	09/22/2022	---	1,710.99	0.00	0.00	(94.14)	1,616.85	1,616.85	
STLUCIE-Equities Sawgrass	302081104	EXLSERVICE HOLDINGS ORD	NA	NA	NA	13.00	06/13/2022	---	1,916.93	0.00	0.00	(1.25)	1,915.68	1,915.68	
STLUCIE-Equities Sawgrass	302081104	EXLSERVICE HOLDINGS ORD	NA	NA	NA	13.00	07/12/2022	---	1,992.31	0.00	0.00	(76.63)	1,915.68	1,915.68	
STLUCIE-Equities Sawgrass	302081104	EXLSERVICE HOLDINGS ORD	NA	NA	NA	23.00	08/05/2022	---	3,893.14	0.00	0.00	(503.86)	3,389.28	3,389.28	
STLUCIE-Equities Sawgrass	30212W100	EXP WORLD HOLDINGS ORD	NA	NA	NA	132.00	04/30/2021	---	4,698.77	0.00	0.00	(3,219.05)	1,479.72	1,479.72	
STLUCIE-Equities Sawgrass	30212W100	EXP WORLD HOLDINGS ORD	NA	NA	NA	12.00	06/30/2021	---	479.28	0.00	0.00	(344.76)	134.52	134.52	
STLUCIE-Equities Sawgrass	30212W100	EXP WORLD HOLDINGS ORD	NA	NA	NA	10.00	10/01/2021	---	430.08	0.00	0.00	(317.98)	112.10	112.10	
STLUCIE-Equities Sawgrass	30212W100	EXP WORLD HOLDINGS ORD	NA	NA	NA	35.00	12/30/2021	---	1,215.01	0.00	0.00	(822.66)	392.35	392.35	
STLUCIE-Equities Sawgrass	30212W100	EXP WORLD HOLDINGS ORD	NA	NA	NA	208.00	04/01/2022	---	4,761.12	0.00	0.00	(2,429.44)	2,331.68	2,331.68	
STLUCIE-Equities Sawgrass	30212W100	EXP WORLD HOLDINGS ORD	NA	NA	NA	336.00	06/29/2022	---	4,174.63	0.00	0.00	(408.07)	3,766.56	3,766.56	
STLUCIE-Equities Sawgrass	30212W100	EXP WORLD HOLDINGS ORD	NA	NA	NA	212.00	09/28/2022	---	2,305.50	0.00	0.00	71.02	2,376.52	2,376.52	
STLUCIE-Equities Sawgrass	302130109	EXPEDITORS INTERNATIONAL OF WASN ORD	NA	NA	NA	120.00	06/30/2022	---	11,686.38	0.00	0.00	(1,089.18)	10,597.20	10,597.20	
STLUCIE-Equities Sawgrass	30226D106	EXTREME NETWORKS ORD	NA	NA	NA	175.00	08/05/2022	---	2,315.41	0.00	0.00	(28.16)	2,287.25	2,287.25	
STLUCIE-Equities Sawgrass	30226D106	EXTREME NETWORKS ORD	NA	NA	NA	102.00	08/22/2022	---	1,471.38	0.00	0.00	(138.24)	1,333.14	1,333.14	
STLUCIE-Equities Sawgrass	30231G102	EXXON MOBIL ORD	NA	NA	NA	145.00	12/08/2016	---	12,695.48	0.00	0.00	(35.53)	12,659.95	12,659.95	
STLUCIE-Equities Sawgrass	30231G102	EXXON MOBIL ORD	NA	NA	NA	175.00	12/09/2016	---	15,206.50	0.00	0.00	72.75	15,279.25	15,279.25	
STLUCIE-Equities Sawgrass	30231G102	EXXON MOBIL ORD	NA	NA	NA	200.00	01/05/2018	---	17,308.26	0.00	0.00	153.74	17,462.00	17,462.00	

**ST. LUCIE COUNTY BOARD OF COUNTY COMMISSIONERS
INVESTMENT PORTFOLIO
AS OF SEPTEMBER 30, 2022**

Account	Identifier	Description	S&P Rating	Fitch Rating	Moody's Rating	Current Units	Settle Date	Final Maturity	Book Value	Interest Due	Accrued Balance	Net Unrealized		Market Value +	
												Gain/Loss	Market Value	Accrued	
STLUCIE-Equities Sawgrass	30231G102	EXXON MOBIL ORD	NA	NA	NA	125.00	06/11/2018	---	10,368.84	0.00	0.00	544.91	10,913.75	10,913.75	
STLUCIE-Equities Sawgrass	30231G102	EXXON MOBIL ORD	NA	NA	NA	80.00	10/12/2018	---	6,791.12	0.00	0.00	6,984.80	6,984.80	6,984.80	
STLUCIE-Equities Sawgrass	30231G102	EXXON MOBIL ORD	NA	NA	NA	50.00	10/29/2018	---	3,952.50	0.00	0.00	413.00	4,365.50	4,365.50	
STLUCIE-Equities Sawgrass	30231G102	EXXON MOBIL ORD	NA	NA	NA	346.00	02/01/2021	---	16,010.67	0.00	0.00	14,198.59	30,209.26	30,209.26	
STLUCIE-Equities Sawgrass	30303M102	META PLATFORMS CL A ORD	NA	NA	NA	140.00	09/02/2021	---	53,155.32	0.00	0.00	(34,160.12)	18,995.20	18,995.20	
STLUCIE-Equities Sawgrass	30303M102	META PLATFORMS CL A ORD	NA	NA	NA	43.00	06/16/2022	---	7,032.85	0.00	0.00	(1,198.61)	5,834.24	5,834.24	
STLUCIE-Equities Sawgrass	30303M102	META PLATFORMS CL A ORD	NA	NA	NA	337.00	08/17/2022	---	60,336.48	0.00	0.00	(14,612.32)	45,724.16	45,724.16	
STLUCIE-Equities Sawgrass	303075105	FACTSET RESEARCH SYSTEMS ORD	NA	NA	NA	11.00	04/30/2020	---	3,057.39	0.00	0.00	1,343.82	4,401.21	4,401.21	
STLUCIE-Equities Sawgrass	303075105	FACTSET RESEARCH SYSTEMS ORD	NA	NA	NA	8.00	11/10/2020	---	2,691.20	0.00	0.00	509.68	3,200.88	3,200.88	
STLUCIE-Equities Sawgrass	303075105	FACTSET RESEARCH SYSTEMS ORD	NA	NA	NA	1.00	02/01/2021	---	316.89	0.00	0.00	83.22	400.11	400.11	
STLUCIE-Equities Sawgrass	303075105	FACTSET RESEARCH SYSTEMS ORD	NA	NA	NA	15.00	03/16/2021	---	4,700.78	0.00	0.00	1,300.87	6,001.65	6,001.65	
STLUCIE-Equities Sawgrass	311900104	FASTENAL ORD	NA	NA	NA	203.00	09/02/2021	---	11,385.16	0.00	0.00	(2,039.04)	9,346.12	9,346.12	
STLUCIE-Equities Sawgrass	314211103	FEDERATED HERMES CL B ORD	NA	NA	NA	16.00	05/29/2020	---	388.34	0.00	0.00	141.58	529.92	529.92	
STLUCIE-Equities Sawgrass	314211103	FEDERATED HERMES CL B ORD	NA	NA	NA	5.00	12/31/2020	---	140.60	0.00	0.00	25.00	165.60	165.60	
STLUCIE-Equities Sawgrass	314211103	FEDERATED HERMES CL B ORD	NA	NA	NA	53.00	01/27/2021	---	1,591.06	0.00	0.00	164.30	1,755.36	1,755.36	
STLUCIE-Equities Sawgrass	314211103	FEDERATED HERMES CL B ORD	NA	NA	NA	40.00	02/01/2021	---	1,178.58	0.00	0.00	146.22	1,324.80	1,324.80	
STLUCIE-Equities Sawgrass	314211103	FEDERATED HERMES CL B ORD	NA	NA	NA	110.00	03/16/2021	---	3,426.50	0.00	0.00	216.70	3,643.20	3,643.20	
STLUCIE-Equities Sawgrass	314211103	FEDERATED HERMES CL B ORD	NA	NA	NA	9.00	03/31/2021	---	281.03	0.00	0.00	17.05	298.08	298.08	
STLUCIE-Equities Sawgrass	31620R303	FIDELITY NATIONAL FINANCIAL ORD	NA	NA	NA	250.00	12/09/2016	---	5,792.93	0.00	0.00	3,257.07	9,050.00	9,050.00	
STLUCIE-Equities Sawgrass	31620R303	FIDELITY NATIONAL FINANCIAL ORD	NA	NA	NA	90.00	07/22/2016	---	2,398.98	0.00	0.00	859.02	3,258.00	3,258.00	
STLUCIE-Equities Sawgrass	31620R303	FIDELITY NATIONAL FINANCIAL ORD	NA	NA	NA	425.00	12/08/2016	---	9,765.10	0.00	0.00	5,619.90	15,385.00	15,385.00	
STLUCIE-Equities Sawgrass	31620R303	FIDELITY NATIONAL FINANCIAL ORD	NA	NA	NA	25.00	07/19/2019	---	1,068.00	0.00	0.00	(163.00)	905.00	905.00	
STLUCIE-Equities Sawgrass	31620R303	FIDELITY NATIONAL FINANCIAL ORD	NA	NA	NA	900.00	04/16/2020	---	25,623.00	0.00	0.00	6,957.00	32,580.00	32,580.00	
STLUCIE-Equities Sawgrass	31847R102	FIRST AMERICAN FINANCIAL ORD	NA	NA	NA	27.00	03/12/2020	---	1,612.98	0.00	0.00	(368.28)	1,244.70	1,244.70	
STLUCIE-Equities Sawgrass	31847R102	FIRST AMERICAN FINANCIAL ORD	NA	NA	NA	1.00	09/29/2020	---	50.00	0.00	0.00	(3.90)	46.10	46.10	
STLUCIE-Equities Sawgrass	31847R102	FIRST AMERICAN FINANCIAL ORD	NA	NA	NA	2.00	12/31/2020	---	102.40	0.00	0.00	(10.20)	92.20	92.20	
STLUCIE-Equities Sawgrass	31847R102	FIRST AMERICAN FINANCIAL ORD	NA	NA	NA	42.00	01/27/2021	---	2,312.52	0.00	0.00	(376.32)	1,936.20	1,936.20	
STLUCIE-Equities Sawgrass	31847R102	FIRST AMERICAN FINANCIAL ORD	NA	NA	NA	3.00	02/01/2021	---	159.68	0.00	0.00	(21.38)	138.30	138.30	
STLUCIE-Equities Sawgrass	31847R102	FIRST AMERICAN FINANCIAL ORD	NA	NA	NA	66.00	03/16/2021	---	3,838.56	0.00	0.00	(795.96)	3,042.60	3,042.60	
STLUCIE-Equities Sawgrass	31847R102	FIRST AMERICAN FINANCIAL ORD	NA	NA	NA	5.00	03/31/2021	---	286.05	0.00	0.00	(55.55)	230.50	230.50	
STLUCIE-Equities Sawgrass	31847R102	FIRST AMERICAN FINANCIAL ORD	NA	NA	NA	18.00	09/28/2022	---	816.36	0.00	0.00	13.44	829.80	829.80	
STLUCIE-Equities Sawgrass	343498101	FLOWERS FOODS ORD	NA	NA	NA	26.00	02/28/2020	---	580.71	0.00	0.00	61.23	641.94	641.94	
STLUCIE-Equities Sawgrass	343498101	FLOWERS FOODS ORD	NA	NA	NA	10.00	12/31/2020	---	229.70	0.00	0.00	17.20	246.90	246.90	
STLUCIE-Equities Sawgrass	343498101	FLOWERS FOODS ORD	NA	NA	NA	67.00	01/27/2021	---	1,529.61	0.00	0.00	124.62	1,654.23	1,654.23	
STLUCIE-Equities Sawgrass	343498101	FLOWERS FOODS ORD	NA	NA	NA	7.00	02/01/2021	---	165.52	0.00	0.00	7.31	172.83	172.83	
STLUCIE-Equities Sawgrass	343498101	FLOWERS FOODS ORD	NA	NA	NA	108.00	03/16/2021	---	2,522.21	0.00	0.00	144.31	2,666.52	2,666.52	
STLUCIE-Equities Sawgrass	343498101	FLOWERS FOODS ORD	NA	NA	NA	18.00	03/31/2021	---	437.67	0.00	0.00	6.75	444.42	444.42	
STLUCIE-Equities Sawgrass	343498101	FLOWERS FOODS ORD	NA	NA	NA	92.00	06/30/2021	---	2,230.93	0.00	0.00	40.55	2,271.48	2,271.48	
STLUCIE-Equities Sawgrass	345370860	FORD MOTOR ORD	NA	NA	NA	2,127.00	01/22/2021	---	22,259.06	0.00	0.00	1,563.34	23,822.40	23,822.40	
STLUCIE-Equities Sawgrass	345370860	FORD MOTOR ORD	NA	NA	NA	2,108.00	06/24/2021	---	31,567.30	0.00	0.00	(7,957.70)	23,609.60	23,609.60	
STLUCIE-Equities Sawgrass	345370860	FORD MOTOR ORD	NA	NA	NA	910.00	08/04/2022	---	13,986.70	0.00	0.00	(3,794.70)	10,192.00	10,192.00	
STLUCIE-Equities Sawgrass	35671D857	FREEPORT MCMORAN ORD	NA	NA	NA	1,272.00	03/26/2021	---	41,854.52	0.00	0.00	(7,090.76)	34,763.76	34,763.76	
STLUCIE-Equities Sawgrass	35671D857	FREEPORT MCMORAN ORD	NA	NA	NA	517.00	05/24/2022	---	18,763.43	0.00	0.00	(4,633.82)	14,129.61	14,129.61	
STLUCIE-Equities Sawgrass	36162J106	GEO GROUP REIT ORD	NA	NA	NA	69.00	07/01/2020	---	796.51	0.00	0.00	(265.21)	531.30	531.30	
STLUCIE-Equities Sawgrass	36162J106	GEO GROUP REIT ORD	NA	NA	NA	17.00	12/31/2020	---	154.45	0.00	0.00	(23.55)	130.90	130.90	
STLUCIE-Equities Sawgrass	36162J106	GEO GROUP REIT ORD	NA	NA	NA	160.00	01/27/2021	---	1,293.60	0.00	0.00	(61.60)	1,232.00	1,232.00	
STLUCIE-Equities Sawgrass	36162J106	GEO GROUP REIT ORD	NA	NA	NA	242.00	03/16/2021	---	1,944.66	0.00	0.00	(81.26)	1,863.40	1,863.40	
STLUCIE-Equities Sawgrass	36162J106	GEO GROUP REIT ORD	NA	NA	NA	168.00	03/31/2021	---	1,351.56	0.00	0.00	(57.96)	1,293.60	1,293.60	
STLUCIE-Equities Sawgrass	36162J106	GEO GROUP REIT ORD	NA	NA	NA	117.00	10/01/2021	---	886.86	0.00	0.00	14.04	900.90	900.90	
STLUCIE-Equities Sawgrass	36162J106	GEO GROUP REIT ORD	NA	NA	NA	801.00	04/01/2022	---	4,826.03	0.00	0.00	1,341.67	6,167.70	6,167.70	
STLUCIE-Equities Sawgrass	363576109	ARTHUR J GALLAGHER ORD	NA	NA	NA	35.00	10/29/2018	---	2,570.40	0.00	0.00	5,992.70	5,992.70	5,992.70	
STLUCIE-Equities Sawgrass	363576109	ARTHUR J GALLAGHER ORD	NA	NA	NA	60.00	11/28/2018	---	4,613.40	0.00	0.00	5,659.80	10,273.20	10,273.20	
STLUCIE-Equities Sawgrass	363576109	ARTHUR J GALLAGHER ORD	NA	NA	NA	300.00	04/17/2019	---	24,198.69	0.00	0.00	27,167.31	51,366.00	51,366.00	
STLUCIE-Equities Sawgrass	369550108	GENERAL DYNAMICS ORD	NA	NA	NA	190.00	07/12/2018	---	36,554.84	0.00	0.00	3,757.46	40,312.30	40,312.30	
STLUCIE-Equities Sawgrass	369550108	GENERAL DYNAMICS ORD	NA	NA	NA	142.00	05/24/2022	---	30,119.62	0.00	0.00	8.52	30,128.14	30,128.14	
STLUCIE-Equities Sawgrass	371901109	GENTEX ORD	NA	NA	NA	22.00	02/28/2020	---	618.97	0.00	0.00	(94.49)	524.48	524.48	
STLUCIE-Equities Sawgrass	371901109	GENTEX ORD	NA	NA	NA	10.00	03/31/2020	---	216.37	0.00	0.00	22.03	238.40	238.40	
STLUCIE-Equities Sawgrass	371901109	GENTEX ORD	NA	NA	NA	4.00	09/29/2020	---	101.78	0.00	0.00	(6.42)	95.36	95.36	
STLUCIE-Equities Sawgrass	371901109	GENTEX ORD	NA	NA	NA	5.00	12/31/2020	---	169.10	0.00	0.00	(49.90)	119.20	119.20	
STLUCIE-Equities Sawgrass	371901109	GENTEX ORD	NA	NA	NA	72.00	01/27/2021	---	2,601.72	0.00	0.00	(885.24)	1,716.48	1,716.48	
STLUCIE-Equities Sawgrass	371901109	GENTEX ORD	NA	NA	NA	109.00	03/16/2021	---	4,012.13	0.00	0.00	(1,413.57)	2,598.56	2,598.56	
STLUCIE-Equities Sawgrass	371901109	GENTEX ORD	NA	NA	NA	8.00	03/31/2021	---	283.52	0.00	0.00	(92.80)	190.72	190.72	
STLUCIE-Equities Sawgrass	371901109	GENTEX ORD	NA	NA	NA	33.00	06/30/2021	---	1,091.18	0.00	0.00	(304.46)	786.72	786.72	
STLUCIE-Equities Sawgrass	371901109	GENTEX ORD	NA	NA	NA	38.00	10/01/2021	---	1,261.60	0.00	0.00	(355.68)	905.92	905.92	
STLUCIE-Equities Sawgrass	38141G104	GOLDMAN SACHS GROUP ORD	NA	NA	NA	70.00	12/24/2020	---	17,542.67	0.00	0.00	2,970.83	20,513.50	20,513.50	
STLUCIE-Equities Sawgrass	38141G104	GOLDMAN SACHS GROUP ORD	NA	NA	NA	104.00	01/07/2021	---	27,986.74	0.00	0.00	2,490.46	30,477.20	30,477.20	
STLUCIE-Equities Sawgrass	38141G104	GOLDMAN SACHS GROUP ORD	NA	NA	NA	56.00	01/19/2021	---	17,050.45	0.00	0.00	(639.65)	16,410.80	16,410.80	
STLUCIE-Equities Sawgrass	38141G104	GOLDMAN SACHS GROUP ORD	NA	NA	NA	60.00	03/12/2021	---	19,922.40	0.00	0.00	(2,339.40)	17,583.00	17,583.00	
STLUCIE-Equities Sawgrass	382550101	GOODYEAR TIRE AND RUBBER ORD	NA	NA	NA	372.00	06/29/2022	---	4,416.46	0.00	0.00	(662.98)	3,753.48	3,753.48	

**ST. LUCIE COUNTY BOARD OF COUNTY COMMISSIONERS
INVESTMENT PORTFOLIO
AS OF SEPTEMBER 30, 2022**

Account	Identifier	Description	S&P Rating	Fitch Rating	Moody's Rating	Current Units	Settle Date	Final Maturity	Book Value	Interest Due	Accrued Balance	Net Unrealized Gain/Loss	Market Value	Market Value + Accrued
STLUCIE-Equities Sawgrass	382550101	GOODYEAR TIRE AND RUBBER ORD	NA	NA	NA	111.00	09/28/2022	---	1,239.32	0.00	0.00	(119.33)	1,119.99	1,119.99
STLUCIE-Equities Sawgrass	384313508	GRAFTECH INTERNATIONAL ORD	NA	NA	NA	361.00	04/30/2021	---	4,633.69	0.00	0.00	(3,077.78)	1,555.91	1,555.91
STLUCIE-Equities Sawgrass	384313508	GRAFTECH INTERNATIONAL ORD	NA	NA	NA	537.00	06/30/2021	---	6,307.01	0.00	0.00	(3,992.54)	2,314.47	2,314.47
STLUCIE-Equities Sawgrass	388689101	GRAPHIC PACKAGING HOLDING ORD	NA	NA	NA	20.00	02/28/2020	---	274.94	1.50	0.00	119.86	394.80	394.80
STLUCIE-Equities Sawgrass	388689101	GRAPHIC PACKAGING HOLDING ORD	NA	NA	NA	11.00	07/01/2020	---	151.80	0.83	0.00	65.34	217.14	217.14
STLUCIE-Equities Sawgrass	388689101	GRAPHIC PACKAGING HOLDING ORD	NA	NA	NA	41.00	09/29/2020	---	568.74	3.08	0.00	240.60	809.34	809.34
STLUCIE-Equities Sawgrass	388689101	GRAPHIC PACKAGING HOLDING ORD	NA	NA	NA	14.00	12/31/2020	---	235.06	1.05	0.00	41.30	276.36	276.36
STLUCIE-Equities Sawgrass	388689101	GRAPHIC PACKAGING HOLDING ORD	NA	NA	NA	160.00	01/27/2021	---	2,757.81	12.00	0.00	400.59	3,158.40	3,158.40
STLUCIE-Equities Sawgrass	388689101	GRAPHIC PACKAGING HOLDING ORD	NA	NA	NA	18.00	01/28/2021	---	306.09	1.35	0.00	49.23	355.32	355.32
STLUCIE-Equities Sawgrass	388689101	GRAPHIC PACKAGING HOLDING ORD	NA	NA	NA	32.00	02/01/2021	---	516.64	2.40	0.00	115.04	631.68	631.68
STLUCIE-Equities Sawgrass	388689101	GRAPHIC PACKAGING HOLDING ORD	NA	NA	NA	283.00	03/16/2021	---	4,987.90	21.23	0.00	598.52	5,586.42	5,586.42
STLUCIE-Equities Sawgrass	388689101	GRAPHIC PACKAGING HOLDING ORD	NA	NA	NA	14.00	03/31/2021	---	258.37	1.05	0.00	17.99	276.36	276.36
STLUCIE-Equities Sawgrass	388689101	GRAPHIC PACKAGING HOLDING ORD	NA	NA	NA	35.00	06/30/2021	---	634.78	2.63	0.00	56.12	690.90	690.90
STLUCIE-Equities Sawgrass	388689101	GRAPHIC PACKAGING HOLDING ORD	NA	NA	NA	66.00	09/28/2022	---	1,307.13	0.00	0.00	(4.29)	1,302.84	1,302.84
STLUCIE-Equities Sawgrass	398905109	GROUP 1 AUTOMOTIVE ORD	NA	NA	NA	30.00	12/14/2021	---	6,057.25	0.00	0.00	(1,771.15)	4,286.10	4,286.10
STLUCIE-Equities Sawgrass	40434L105	HP ORD	NA	NA	NA	594.00	05/24/2022	---	20,652.61	224.75	0.00	(5,850.13)	14,802.48	14,802.48
STLUCIE-Equities Sawgrass	40434L105	HP ORD	NA	NA	NA	859.00	05/25/2022	---	29,738.58	214.75	0.00	(8,332.30)	21,406.28	21,406.28
STLUCIE-Equities Sawgrass	40434L105	HP ORD	NA	NA	NA	242.00	06/28/2022	---	8,518.74	60.50	0.00	(2,488.10)	6,030.64	6,030.64
STLUCIE-Equities Sawgrass	404609109	HACKETT GROUP ORD	NA	NA	NA	214.00	02/28/2022	---	4,321.69	23.54	0.00	(529.61)	3,792.08	3,792.08
STLUCIE-Equities Sawgrass	404609109	HACKETT GROUP ORD	NA	NA	NA	116.00	03/31/2022	---	2,712.53	12.76	0.00	(657.01)	2,055.52	2,055.52
STLUCIE-Equities Sawgrass	405024100	HAEMONETICS ORD	NA	NA	NA	77.00	07/12/2022	---	5,154.08	0.00	0.00	546.23	5,700.31	5,700.31
STLUCIE-Equities Sawgrass	405024100	HAEMONETICS ORD	NA	NA	NA	25.00	09/22/2022	---	1,940.75	0.00	0.00	(90.00)	1,850.75	1,850.75
STLUCIE-Equities Sawgrass	40637H109	HALOZYME THERAPEUTICS ORD	NA	NA	NA	70.00	06/13/2022	---	3,172.40	0.00	0.00	(404.60)	2,767.80	2,767.80
STLUCIE-Equities Sawgrass	40637H109	HALOZYME THERAPEUTICS ORD	NA	NA	NA	85.00	07/12/2022	---	4,399.18	0.00	0.00	(1,038.28)	3,360.90	3,360.90
STLUCIE-Equities Sawgrass	410345102	HANESBRANDS ORD	NA	NA	NA	39.00	05/01/2020	---	404.43	0.00	0.00	(132.99)	271.44	271.44
STLUCIE-Equities Sawgrass	410345102	HANESBRANDS ORD	NA	NA	NA	34.00	07/01/2020	---	374.26	0.00	0.00	(137.62)	236.64	236.64
STLUCIE-Equities Sawgrass	410345102	HANESBRANDS ORD	NA	NA	NA	9.00	09/29/2020	---	138.74	0.00	0.00	(76.10)	62.64	62.64
STLUCIE-Equities Sawgrass	410345102	HANESBRANDS ORD	NA	NA	NA	9.00	12/31/2020	---	131.22	0.00	0.00	(68.58)	62.64	62.64
STLUCIE-Equities Sawgrass	410345102	HANESBRANDS ORD	NA	NA	NA	144.00	01/27/2021	---	2,283.12	0.00	0.00	(1,280.88)	1,002.24	1,002.24
STLUCIE-Equities Sawgrass	410345102	HANESBRANDS ORD	NA	NA	NA	218.00	03/16/2021	---	4,436.67	0.00	0.00	(2,919.39)	1,517.28	1,517.28
STLUCIE-Equities Sawgrass	410345102	HANESBRANDS ORD	NA	NA	NA	12.00	03/31/2021	---	237.42	0.00	0.00	(153.90)	83.52	83.52
STLUCIE-Equities Sawgrass	410345102	HANESBRANDS ORD	NA	NA	NA	47.00	06/30/2021	---	886.78	0.00	0.00	(559.66)	327.12	327.12
STLUCIE-Equities Sawgrass	410345102	HANESBRANDS ORD	NA	NA	NA	65.00	10/01/2021	---	1,228.18	0.00	0.00	(775.78)	452.40	452.40
STLUCIE-Equities Sawgrass	410345102	HANESBRANDS ORD	NA	NA	NA	161.00	09/28/2022	---	1,235.68	0.00	0.00	(115.12)	1,120.56	1,120.56
STLUCIE-Equities Sawgrass	410867105	HANOVER INSURANCE GROUP ORD	NA	NA	NA	12.00	02/28/2020	---	1,574.37	0.00	0.00	(36.69)	1,537.68	1,537.68
STLUCIE-Equities Sawgrass	410867105	HANOVER INSURANCE GROUP ORD	NA	NA	NA	13.00	01/27/2021	---	1,515.54	0.00	0.00	150.28	1,665.82	1,665.82
STLUCIE-Equities Sawgrass	410867105	HANOVER INSURANCE GROUP ORD	NA	NA	NA	18.00	03/16/2021	---	2,316.87	0.00	0.00	(10.35)	2,306.52	2,306.52
STLUCIE-Equities Sawgrass	410867105	HANOVER INSURANCE GROUP ORD	NA	NA	NA	4.00	03/31/2021	---	526.50	0.00	0.00	(13.94)	512.56	512.56
STLUCIE-Equities Sawgrass	410867105	HANOVER INSURANCE GROUP ORD	NA	NA	NA	11.00	09/28/2022	---	1,410.97	0.00	0.00	(1.43)	1,409.54	1,409.54
STLUCIE-Equities Sawgrass	413160102	HARMONIC ORD	NA	NA	NA	203.00	09/22/2022	---	2,414.69	0.00	0.00	238.52	2,653.21	2,653.21
STLUCIE-Equities Sawgrass	413197104	HARMONY BIOSCIENCES HLDG ORD	NA	NA	NA	108.00	03/31/2022	---	5,465.23	0.00	0.00	(681.91)	4,783.32	4,783.32
STLUCIE-Equities Sawgrass	413197104	HARMONY BIOSCIENCES HLDG ORD	NA	NA	NA	65.00	07/12/2022	---	3,515.25	0.00	0.00	(636.40)	2,878.85	2,878.85
STLUCIE-Equities Sawgrass	413197104	HARMONY BIOSCIENCES HLDG ORD	NA	NA	NA	42.00	08/05/2022	---	2,285.46	0.00	0.00	(425.28)	1,860.18	1,860.18
STLUCIE-Equities Sawgrass	419870100	HAWAIIAN ELECTRIC INDUSTRIES ORD	NA	NA	NA	118.00	10/01/2021	---	4,906.15	0.00	0.00	(816.27)	4,089.88	4,089.88
STLUCIE-Equities Sawgrass	42222N103	HEALTHSTREAM ORD	NA	NA	NA	242.00	06/30/2021	---	6,754.85	0.00	0.00	(1,609.93)	5,144.92	5,144.92
STLUCIE-Equities Sawgrass	437076102	HOME DEPOT ORD	NA	NA	NA	101.00	06/29/2020	---	24,600.37	8.00	0.00	3,269.57	27,869.94	27,869.94
STLUCIE-Equities Sawgrass	437076102	HOME DEPOT ORD	NA	NA	NA	130.00	09/02/2021	---	42,362.88	0.00	0.00	(6,490.68)	35,872.20	35,872.20
STLUCIE-Equities Sawgrass	437076102	HOME DEPOT ORD	NA	NA	NA	63.00	08/17/2022	---	19,661.04	0.00	0.00	(2,276.82)	17,384.22	17,384.22
STLUCIE-Equities Sawgrass	43734L106	HOME POINT CAPITAL ORD	NA	NA	NA	1,428.00	06/29/2022	---	5,487.66	0.00	0.00	(3,288.54)	2,199.12	2,199.12
STLUCIE-Equities Sawgrass	43734L106	HOME POINT CAPITAL ORD	NA	NA	NA	1,612.00	09/28/2022	---	2,915.30	0.00	0.00	(432.82)	2,482.48	2,482.48
STLUCIE-Equities Sawgrass	438516106	HONEYWELL INTERNATIONAL ORD	NA	NA	NA	95.00	12/08/2016	---	10,310.33	0.00	0.00	5,551.82	15,862.15	15,862.15
STLUCIE-Equities Sawgrass	438516106	HONEYWELL INTERNATIONAL ORD	NA	NA	NA	75.00	12/09/2016	---	8,133.03	0.00	0.00	4,389.72	12,522.75	12,522.75
STLUCIE-Equities Sawgrass	438516106	HONEYWELL INTERNATIONAL ORD	NA	NA	NA	65.00	06/04/2018	---	9,242.37	0.00	0.00	1,610.68	10,853.05	10,853.05
STLUCIE-Equities Sawgrass	438516106	HONEYWELL INTERNATIONAL ORD	NA	NA	NA	70.00	09/02/2021	---	16,280.25	0.00	0.00	(4,592.35)	11,687.90	11,687.90
STLUCIE-Equities Sawgrass	441593100	HOULIHAN LOK CL A ORD	NA	NA	NA	18.00	01/27/2021	---	1,271.88	0.00	0.00	84.96	1,356.84	1,356.84
STLUCIE-Equities Sawgrass	441593100	HOULIHAN LOK CL A ORD	NA	NA	NA	55.00	08/13/2021	---	4,879.99	0.00	0.00	(734.09)	4,145.90	4,145.90
STLUCIE-Equities Sawgrass	441593100	HOULIHAN LOK CL A ORD	NA	NA	NA	20.00	11/09/2021	---	2,333.20	0.00	0.00	(825.60)	1,507.60	1,507.60
STLUCIE-Equities Sawgrass	447011107	HUNTSMAN ORD	NA	NA	NA	124.00	04/01/2022	---	4,692.78	0.00	0.00	(1,649.82)	3,042.96	3,042.96
STLUCIE-Equities Sawgrass	447011107	HUNTSMAN ORD	NA	NA	NA	61.00	09/28/2022	---	1,467.36	0.00	0.00	29.58	1,496.94	1,496.94
STLUCIE-Equities Sawgrass	45168D104	IDEXX LABORATORIES ORD	NA	NA	NA	102.00	08/17/2022	---	40,664.34	0.00	0.00	(7,432.74)	33,231.60	33,231.60
STLUCIE-Equities Sawgrass	45168D104	IDEXX LABORATORIES ORD	NA	NA	NA	25.00	09/29/2022	---	8,386.25	0.00	0.00	(241.25)	8,145.00	8,145.00
STLUCIE-Equities Sawgrass	452308109	ILLINOIS TOOL ORD	NA	NA	NA	70.00	09/02/2021	---	16,311.35	91.70	0.00	(3,665.85)	12,645.50	12,645.50
STLUCIE-Equities Sawgrass	45774W108	INSTEEL INDUSTRIES ORD	NA	NA	NA	33.00	04/01/2022	---	1,399.96	0.00	0.00	(399.96)	875.49	875.49
STLUCIE-Equities Sawgrass	45774W108	INSTEEL INDUSTRIES ORD	NA	NA	NA	89.00	05/05/2022	---	3,979.20	0.00	0.00	(1,618.03)	2,361.17	2,361.17
STLUCIE-Equities Sawgrass	45774W108	INSTEEL INDUSTRIES ORD	NA	NA	NA	43.00	09/28/2022	---	1,136.28	0.00	0.00	4.51	1,140.79	1,140.79
STLUCIE-Equities Sawgrass	45781M101	INNOVIVA ORD	NA	NA	NA	280.00	12/30/2021	---	4,964.99	0.00	0.00	(1,714.19)	3,250.80	3,250.80
STLUCIE-Equities Sawgrass	45781M101	INNOVIVA ORD	NA	NA	NA	75.00	09/28/2022	---	877.13	0.00	0.00	(6.38)	870.75	870.75
STLUCIE-Equities Sawgrass	458140100	INTEL ORD	NA	NA	NA	332.00	12/08/2016	---	11,427.44	0.00	0.00	(2,871.80)	8,555.64	8,555.64
STLUCIE-Equities Sawgrass	458140100	INTEL ORD	NA	NA	NA	300.00	12/09/2016	---	10,350.00	0.00	0.00	(2,619.00)	7,731.00	7,731.00

**ST. LUCIE COUNTY BOARD OF COUNTY COMMISSIONERS
INVESTMENT PORTFOLIO
AS OF SEPTEMBER 30, 2022**

Account	Identifier	Description	S&P Rating	Fitch Rating	Moody's Rating	Current Units	Settle Date	Final Maturity	Book Value	Interest Due	Accrued Balance	Net Unrealized Gain/Loss	Market Value	Market Value + Accrued
STLUCIE-Equities Sawgrass	458140100	INTEL ORD	NA	NA	NA	50.00	07/19/2019	---	2,471.00	0.00	0.00	(1,182.50)	1,288.50	1,288.50
STLUCIE-Equities Sawgrass	458140100	INTEL ORD	NA	NA	NA	125.00	09/13/2019	---	5,660.00	0.00	0.00	(3,338.75)	3,221.25	3,221.25
STLUCIE-Equities Sawgrass	458140100	INTEL ORD	NA	NA	NA	48.00	09/23/2020	---	2,383.44	0.00	0.00	(1,146.48)	1,236.96	1,236.96
STLUCIE-Equities Sawgrass	45866F104	INTERCONTINENTAL EXCHANGE ORD	NA	NA	NA	508.00	06/03/2022	---	52,022.71	0.00	0.00	(6,124.91)	45,897.80	45,897.80
STLUCIE-Equities Sawgrass	45866F104	INTERCONTINENTAL EXCHANGE ORD	NA	NA	NA	172.00	08/04/2022	---	17,418.44	0.00	0.00	(1,878.24)	15,540.20	15,540.20
STLUCIE-Equities Sawgrass	46005L101	INTERNATIONAL MONEY EXPRESS ORD	NA	NA	NA	258.00	03/31/2022	---	5,496.38	0.00	0.00	383.44	5,879.82	5,879.82
STLUCIE-Equities Sawgrass	46005L101	INTERNATIONAL MONEY EXPRESS ORD	NA	NA	NA	129.00	05/05/2022	---	2,546.41	0.00	0.00	393.50	2,939.91	2,939.91
STLUCIE-Equities Sawgrass	46005L101	INTERNATIONAL MONEY EXPRESS ORD	NA	NA	NA	225.00	06/13/2022	---	4,420.85	0.00	0.00	706.90	5,127.75	5,127.75
STLUCIE-Equities Sawgrass	460690100	INTERPUBLIC GROUP OF COMPANIES ORD	NA	NA	NA	2,132.00	07/30/2020	---	39,085.10	0.00	0.00	15,494.10	54,579.20	54,579.20
STLUCIE-Equities Sawgrass	460690100	INTERPUBLIC GROUP OF COMPANIES ORD	NA	NA	NA	8.00	09/29/2020	---	133.80	0.00	0.00	71.00	204.80	204.80
STLUCIE-Equities Sawgrass	460690100	INTERPUBLIC GROUP OF COMPANIES ORD	NA	NA	NA	6.00	12/31/2020	---	142.80	0.00	0.00	10.80	153.60	153.60
STLUCIE-Equities Sawgrass	460690100	INTERPUBLIC GROUP OF COMPANIES ORD	NA	NA	NA	98.00	01/27/2021	---	2,418.15	0.00	0.00	90.65	2,508.80	2,508.80
STLUCIE-Equities Sawgrass	460690100	INTERPUBLIC GROUP OF COMPANIES ORD	NA	NA	NA	4.00	02/01/2021	---	99.98	0.00	0.00	2.42	102.40	102.40
STLUCIE-Equities Sawgrass	460690100	INTERPUBLIC GROUP OF COMPANIES ORD	NA	NA	NA	154.00	03/16/2021	---	4,549.93	0.00	0.00	(607.53)	3,942.40	3,942.40
STLUCIE-Equities Sawgrass	460690100	INTERPUBLIC GROUP OF COMPANIES ORD	NA	NA	NA	10.00	03/31/2021	---	284.85	0.00	0.00	(28.85)	256.00	256.00
STLUCIE-Equities Sawgrass	460690100	INTERPUBLIC GROUP OF COMPANIES ORD	NA	NA	NA	24.00	06/30/2021	---	771.60	0.00	0.00	(157.20)	614.40	614.40
STLUCIE-Equities Sawgrass	460690100	INTERPUBLIC GROUP OF COMPANIES ORD	NA	NA	NA	24.00	10/01/2021	---	905.40	0.00	0.00	(291.00)	614.40	614.40
STLUCIE-Equities Sawgrass	461202103	INTUIT ORD	NA	NA	NA	42.00	08/17/2022	---	20,380.08	0.00	0.00	(4,112.64)	16,267.44	16,267.44
STLUCIE-Equities Sawgrass	46120E602	INTUITIVE SURGICAL ORD	NA	NA	NA	127.00	08/17/2022	---	30,107.89	0.00	0.00	(6,303.01)	23,804.88	23,804.88
STLUCIE-Equities Sawgrass	46625H100	JPMORGAN CHASE ORD	NA	NA	NA	157.00	12/08/2016	---	13,059.23	0.00	0.00	3,347.27	16,406.50	16,406.50
STLUCIE-Equities Sawgrass	46625H100	JPMORGAN CHASE ORD	NA	NA	NA	250.00	12/09/2016	---	20,718.75	0.00	0.00	5,406.25	26,125.00	26,125.00
STLUCIE-Equities Sawgrass	46625H100	JPMORGAN CHASE ORD	NA	NA	NA	95.00	06/04/2018	---	10,224.85	0.00	0.00	(297.35)	9,927.50	9,927.50
STLUCIE-Equities Sawgrass	46625H100	JPMORGAN CHASE ORD	NA	NA	NA	48.00	06/05/2020	---	5,006.40	0.00	0.00	9.60	5,016.00	5,016.00
STLUCIE-Equities Sawgrass	466313103	JABIL ORD	NA	NA	NA	14.00	02/28/2020	---	487.47	0.00	0.00	320.47	807.94	807.94
STLUCIE-Equities Sawgrass	466313103	JABIL ORD	NA	NA	NA	9.00	03/31/2020	---	212.58	0.00	0.00	306.81	519.39	519.39
STLUCIE-Equities Sawgrass	466313103	JABIL ORD	NA	NA	NA	8.00	07/01/2020	---	255.57	0.00	0.00	206.11	461.68	461.68
STLUCIE-Equities Sawgrass	466313103	JABIL ORD	NA	NA	NA	2.00	09/29/2020	---	67.53	0.00	0.00	47.89	115.42	115.42
STLUCIE-Equities Sawgrass	466313103	JABIL ORD	NA	NA	NA	5.00	12/31/2020	---	211.60	0.00	0.00	76.95	288.55	288.55
STLUCIE-Equities Sawgrass	466313103	JABIL ORD	NA	NA	NA	69.00	01/27/2021	---	3,086.37	0.00	0.00	895.62	3,981.99	3,981.99
STLUCIE-Equities Sawgrass	466313103	JABIL ORD	NA	NA	NA	11.00	02/01/2021	---	460.35	0.00	0.00	174.46	634.81	634.81
STLUCIE-Equities Sawgrass	466313103	JABIL ORD	NA	NA	NA	115.00	03/16/2021	---	5,491.81	0.00	0.00	1,144.84	6,636.65	6,636.65
STLUCIE-Equities Sawgrass	466313103	JABIL ORD	NA	NA	NA	9.00	03/31/2021	---	461.57	0.00	0.00	57.82	519.39	519.39
STLUCIE-Equities Sawgrass	466313103	JABIL ORD	NA	NA	NA	9.00	06/30/2021	---	525.24	0.00	0.00	(5.85)	519.39	519.39
STLUCIE-Equities Sawgrass	466313103	JABIL ORD	NA	NA	NA	758.00	08/04/2022	---	44,873.22	0.00	0.00	(1,129.04)	43,744.18	43,744.18
STLUCIE-Equities Sawgrass	478160104	JOHNSON & JOHNSON ORD	NA	NA	NA	155.00	02/23/2017	---	18,355.89	0.00	0.00	6,964.91	25,320.80	25,320.80
STLUCIE-Equities Sawgrass	478160104	JOHNSON & JOHNSON ORD	NA	NA	NA	60.00	06/19/2017	---	7,981.46	0.00	0.00	1,820.14	9,801.60	9,801.60
STLUCIE-Equities Sawgrass	478160104	JOHNSON & JOHNSON ORD	NA	NA	NA	70.00	02/28/2018	---	9,255.75	0.00	0.00	2,179.45	11,435.20	11,435.20
STLUCIE-Equities Sawgrass	478160104	JOHNSON & JOHNSON ORD	NA	NA	NA	76.00	06/04/2018	---	9,155.72	0.00	0.00	3,259.64	12,415.36	12,415.36
STLUCIE-Equities Sawgrass	478160104	JOHNSON & JOHNSON ORD	NA	NA	NA	47.00	04/22/2019	---	6,535.82	0.00	0.00	1,142.10	7,677.92	7,677.92
STLUCIE-Equities Sawgrass	478160104	JOHNSON & JOHNSON ORD	NA	NA	NA	20.00	07/28/2020	---	2,955.80	0.00	0.00	311.40	3,267.20	3,267.20
STLUCIE-Equities Sawgrass	478160104	JOHNSON & JOHNSON ORD	NA	NA	NA	120.00	09/02/2021	---	20,787.16	0.00	0.00	(1,183.96)	19,603.20	19,603.20
STLUCIE-Equities Sawgrass	478160104	JOHNSON & JOHNSON ORD	NA	NA	NA	75.00	06/01/2022	---	13,499.24	0.00	0.00	(1,247.24)	12,252.00	12,252.00
STLUCIE-Equities Sawgrass	478160104	JOHNSON & JOHNSON ORD	NA	NA	NA	62.00	09/23/2022	---	10,291.38	0.00	0.00	(163.06)	10,128.32	10,128.32
STLUCIE-Equities Sawgrass	48020Q107	JONES LANG LASALLE ORD	NA	NA	NA	2.00	01/27/2021	---	321.46	0.00	0.00	(19.32)	302.14	302.14
STLUCIE-Equities Sawgrass	48020Q107	JONES LANG LASALLE ORD	NA	NA	NA	6.00	02/01/2021	---	926.58	0.00	0.00	(20.16)	906.42	906.42
STLUCIE-Equities Sawgrass	48020Q107	JONES LANG LASALLE ORD	NA	NA	NA	34.00	03/16/2021	---	5,954.76	0.00	0.00	(818.38)	5,136.38	5,136.38
STLUCIE-Equities Sawgrass	48203R104	JUNIPER NETWORKS ORD	NA	NA	NA	140.00	12/30/2021	---	4,934.72	0.00	0.00	(1,277.92)	3,656.80	3,656.80
STLUCIE-Equities Sawgrass	48203R104	JUNIPER NETWORKS ORD	NA	NA	NA	79.00	09/28/2022	---	2,063.88	0.00	0.00	(0.40)	2,063.48	2,063.48
STLUCIE-Equities Sawgrass	48242W106	KBR ORD	NA	NA	NA	195.00	09/14/2021	---	7,690.27	23.40	0.00	737.63	8,427.90	8,427.90
STLUCIE-Equities Sawgrass	48242W106	KBR ORD	NA	NA	NA	29.00	02/28/2022	---	1,372.57	3.48	0.00	(119.19)	1,253.38	1,253.38
STLUCIE-Equities Sawgrass	49271V100	KEURIG DR PEPPER ORD	NA	NA	NA	500.00	05/10/2022	---	18,455.30	100.00	0.00	(545.30)	17,910.00	17,910.00
STLUCIE-Equities Sawgrass	49271V100	KEURIG DR PEPPER ORD	NA	NA	NA	561.00	05/16/2022	---	20,552.24	112.20	0.00	(457.22)	20,095.02	20,095.02
STLUCIE-Equities Sawgrass	49271V100	KEURIG DR PEPPER ORD	NA	NA	NA	1,430.00	06/30/2022	---	51,138.66	286.00	0.00	83.94	51,222.60	51,222.60
STLUCIE-Equities Sawgrass	49271V100	KEURIG DR PEPPER ORD	NA	NA	NA	821.00	07/11/2022	---	29,667.08	164.20	0.00	(258.86)	29,408.22	29,408.22
STLUCIE-Equities Sawgrass	49271V100	KEURIG DR PEPPER ORD	NA	NA	NA	846.00	07/18/2022	---	30,640.94	169.20	0.00	(337.22)	30,303.72	30,303.72
STLUCIE-Equities Sawgrass	49271V100	KEURIG DR PEPPER ORD	NA	NA	NA	263.00	07/21/2022	---	9,613.97	52.60	0.00	(193.31)	9,420.66	9,420.66
STLUCIE-Equities Sawgrass	49271V100	KEURIG DR PEPPER ORD	NA	NA	NA	534.00	08/22/2022	---	21,485.70	106.80	0.00	(2,357.82)	19,127.88	19,127.88
STLUCIE-Equities Sawgrass	49338L103	KEYSIGHT TECHNOLOGIES ORD	NA	NA	NA	80.00	06/21/2021	---	12,030.07	0.00	0.00	558.73	12,588.80	12,588.80
STLUCIE-Equities Sawgrass	49714P108	KINSALE CAPITAL GROUP ORD	NA	NA	NA	17.00	02/12/2020	---	2,075.72	0.00	0.00	2,266.42	4,342.14	4,342.14
STLUCIE-Equities Sawgrass	49714P108	KINSALE CAPITAL GROUP ORD	NA	NA	NA	20.00	05/07/2020	---	2,573.31	0.00	0.00	2,535.09	5,108.40	5,108.40
STLUCIE-Equities Sawgrass	49714P108	KINSALE CAPITAL GROUP ORD	NA	NA	NA	10.00	07/21/2020	---	1,622.47	0.00	0.00	931.73	2,554.20	2,554.20
STLUCIE-Equities Sawgrass	49714P108	KINSALE CAPITAL GROUP ORD	NA	NA	NA	5.00	11/19/2020	---	1,164.89	0.00	0.00	112.21	1,277.10	1,277.10
STLUCIE-Equities Sawgrass	49714P108	KINSALE CAPITAL GROUP ORD	NA	NA	NA	5.00	11/09/2021	---	1,030.87	0.00	0.00	246.23	1,277.10	1,277.10
STLUCIE-Equities Sawgrass	499049104	KNIGHT SWIFT TRANSPRTATN CL A ORD	NA	NA	NA	180.00	12/30/2021	---	11,000.54	0.00	0.00	(2,193.14)	8,807.40	8,807.40
STLUCIE-Equities Sawgrass	50187A107	LHC GROUP ORD	NA	NA	NA	9.00	06/29/2020	---	1,529.38	0.00	0.00	(56.44)	1,472.94	1,472.94
STLUCIE-Equities Sawgrass	50187A107	LHC GROUP ORD	NA	NA	NA	9.00	01/27/2021	---	2,003.33	0.00	0.00	(530.39)	1,472.94	1,472.94
STLUCIE-Equities Sawgrass	50187A107	LHC GROUP ORD	NA	NA	NA	13.00	03/16/2021	---	2,512.09	0.00	0.00	(384.51)	2,127.58	2,127.58
STLUCIE-Equities Sawgrass	50187A107	LHC GROUP ORD	NA	NA	NA	2.00	03/31/2021	---	375.64	0.00	0.00	(48.32)	327.32	327.32
STLUCIE-Equities Sawgrass	516544103	LANTHEUS HOLDINGS ORD	NA	NA	NA	109.00	02/28/2022	---	4,256.45	0.00	0.00	3,409.52	7,665.97	7,665.97

**ST. LUCIE COUNTY BOARD OF COUNTY COMMISSIONERS
INVESTMENT PORTFOLIO
AS OF SEPTEMBER 30, 2022**

Account	Identifier	Description	S&P	Fitch	Moody's	Current Units	Settle Date	Final Maturity	Book Value	Interest Due	Accrued Balance	Net Unrealized		Market Value +	
			Rating	Rating	Rating							Gain/Loss	Market Value	Accrued	
STLUCIE-Equities Sawgrass	516544103	LANTHEUS HOLDINGS ORD	NA	NA	NA	20.00	07/12/2022	---	1,368.00	0.00	0.00	38.60	1,406.60	1,406.60	
STLUCIE-Equities Sawgrass	518439104	ESTEE LAUDER CL A ORD	NA	NA	NA	110.00	08/17/2022	---	30,076.20	0.00	0.00	(6,327.20)	23,749.00	23,749.00	
STLUCIE-Equities Sawgrass	525327102	LEIDOS HOLDINGS ORD	NA	NA	NA	213.00	04/27/2022	---	22,688.91	0.00	0.00	(4,057.80)	18,631.11	18,631.11	
STLUCIE-Equities Sawgrass	525558201	LEMAITRE VASCULAR ORD	NA	NA	NA	45.00	09/11/2020	---	1,425.76	0.00	0.00	854.84	2,280.60	2,280.60	
STLUCIE-Equities Sawgrass	525558201	LEMAITRE VASCULAR ORD	NA	NA	NA	60.00	09/25/2020	---	2,023.73	0.00	0.00	1,017.07	3,040.80	3,040.80	
STLUCIE-Equities Sawgrass	534187109	LINCOLN NATIONAL ORD	NA	NA	NA	139.00	09/28/2022	---	6,154.92	0.00	0.00	(51.43)	6,103.49	6,103.49	
STLUCIE-Equities Sawgrass	546347105	LOUISIANA PACIFIC ORD	NA	NA	NA	85.00	12/30/2021	---	6,706.50	0.00	0.00	(2,355.35)	4,351.15	4,351.15	
STLUCIE-Equities Sawgrass	552690109	MDU RESOURCES GROUP ORD	NA	NA	NA	44.00	12/31/2020	---	1,154.13	9.57	0.00	49.27	1,203.40	1,203.40	
STLUCIE-Equities Sawgrass	552690109	MDU RESOURCES GROUP ORD	NA	NA	NA	66.00	01/27/2021	---	1,844.63	14.36	0.00	(39.53)	1,805.10	1,805.10	
STLUCIE-Equities Sawgrass	552690109	MDU RESOURCES GROUP ORD	NA	NA	NA	7.00	02/01/2021	---	188.09	1.52	0.00	3.36	191.45	191.45	
STLUCIE-Equities Sawgrass	552690109	MDU RESOURCES GROUP ORD	NA	NA	NA	105.00	03/16/2021	---	3,263.40	22.84	0.00	(391.65)	2,871.75	2,871.75	
STLUCIE-Equities Sawgrass	55616P104	MACYS ORD	NA	NA	NA	169.00	01/27/2021	---	2,502.05	26.62	0.00	146.18	2,648.23	2,648.23	
STLUCIE-Equities Sawgrass	55616P104	MACYS ORD	NA	NA	NA	178.00	03/16/2021	---	3,190.95	28.03	0.00	(401.69)	2,789.26	2,789.26	
STLUCIE-Equities Sawgrass	55616P104	MACYS ORD	NA	NA	NA	33.00	03/31/2021	---	527.08	5.20	0.00	(9.97)	517.11	517.11	
STLUCIE-Equities Sawgrass	55616P104	MACYS ORD	NA	NA	NA	214.00	06/30/2021	---	4,161.49	33.70	0.00	(808.11)	3,353.38	3,353.38	
STLUCIE-Equities Sawgrass	55616P104	MACYS ORD	NA	NA	NA	21.00	10/01/2021	---	531.93	3.31	0.00	(202.86)	329.07	329.07	
STLUCIE-Equities Sawgrass	559663109	MAGNOLIA OIL GAS CL A ORD	NA	NA	NA	115.00	05/05/2022	---	2,797.95	0.00	0.00	(519.80)	2,278.15	2,278.15	
STLUCIE-Equities Sawgrass	559663109	MAGNOLIA OIL GAS CL A ORD	NA	NA	NA	193.00	06/13/2022	---	5,654.90	0.00	0.00	(1,831.57)	3,823.33	3,823.33	
STLUCIE-Equities Sawgrass	56117J100	MALIBU BOATS CL A ORD	NA	NA	NA	29.00	08/22/2022	---	2,051.96	0.00	0.00	(660.25)	1,391.71	1,391.71	
STLUCIE-Equities Sawgrass	562750109	MANHATTAN ASSOCIATES ORD	NA	NA	NA	15.00	07/25/2019	---	1,086.68	0.00	0.00	908.77	1,995.45	1,995.45	
STLUCIE-Equities Sawgrass	562750109	MANHATTAN ASSOCIATES ORD	NA	NA	NA	30.00	07/29/2019	---	2,602.35	0.00	0.00	1,388.55	3,990.90	3,990.90	
STLUCIE-Equities Sawgrass	56585A102	MARATHON PETROLEUM ORD	NA	NA	NA	26.60	12/08/2016	---	1,237.01	0.00	0.00	1,405.01	2,642.02	2,642.02	
STLUCIE-Equities Sawgrass	56585A102	MARATHON PETROLEUM ORD	NA	NA	NA	233.75	12/09/2016	---	11,121.25	0.00	0.00	12,097.14	23,218.39	23,218.39	
STLUCIE-Equities Sawgrass	56585A102	MARATHON PETROLEUM ORD	NA	NA	NA	407.65	01/05/2018	---	25,461.43	0.00	0.00	15,030.59	40,492.03	40,492.03	
STLUCIE-Equities Sawgrass	56585A102	MARATHON PETROLEUM ORD	NA	NA	NA	25.00	07/19/2019	---	1,370.75	0.00	0.00	1,112.50	2,483.25	2,483.25	
STLUCIE-Equities Sawgrass	56585A102	MARATHON PETROLEUM ORD	NA	NA	NA	124.00	02/01/2021	---	5,472.36	0.00	0.00	6,844.56	12,316.92	12,316.92	
STLUCIE-Equities Sawgrass	566324109	MARCUS & MILLICHAP INC. ORD	NA	NA	NA	19.00	02/28/2020	---	648.96	4.75	0.00	(26.14)	622.82	622.82	
STLUCIE-Equities Sawgrass	566324109	MARCUS & MILLICHAP INC. ORD	NA	NA	NA	2.00	12/31/2020	---	75.30	0.50	0.00	(9.74)	65.56	65.56	
STLUCIE-Equities Sawgrass	566324109	MARCUS & MILLICHAP INC. ORD	NA	NA	NA	43.00	01/27/2021	---	1,711.88	10.75	0.00	(302.34)	1,409.54	1,409.54	
STLUCIE-Equities Sawgrass	566324109	MARCUS & MILLICHAP INC. ORD	NA	NA	NA	65.00	03/16/2021	---	2,210.63	16.25	0.00	(79.93)	2,130.70	2,130.70	
STLUCIE-Equities Sawgrass	566324109	MARCUS & MILLICHAP INC. ORD	NA	NA	NA	12.00	03/31/2021	---	398.86	3.00	0.00	(5.50)	393.36	393.36	
STLUCIE-Equities Sawgrass	566324109	MARCUS & MILLICHAP INC. ORD	NA	NA	NA	16.00	06/30/2021	---	632.10	4.00	0.00	(107.62)	524.48	524.48	
STLUCIE-Equities Sawgrass	571748102	MARSH & MCLENNAN ORD	NA	NA	NA	175.00	09/02/2021	---	27,556.60	0.00	0.00	(1,430.85)	26,125.75	26,125.75	
STLUCIE-Equities Sawgrass	57636Q104	MASTERCARD CL A ORD	NA	NA	NA	50.00	09/02/2021	---	17,665.50	0.00	0.00	(3,448.50)	14,217.00	14,217.00	
STLUCIE-Equities Sawgrass	57636Q104	MASTERCARD CL A ORD	NA	NA	NA	24.00	05/06/2022	---	8,585.58	0.00	0.00	(1,761.42)	6,824.16	6,824.16	
STLUCIE-Equities Sawgrass	57636Q104	MASTERCARD CL A ORD	NA	NA	NA	206.00	08/17/2022	---	72,588.22	0.00	0.00	(14,014.18)	58,574.04	58,574.04	
STLUCIE-Equities Sawgrass	576485205	MATADOR RESOURCES ORD	NA	NA	NA	64.00	08/05/2022	---	3,684.06	0.00	0.00	(553.18)	3,130.88	3,130.88	
STLUCIE-Equities Sawgrass	580135101	MCDONALD'S ORD	NA	NA	NA	38.00	06/14/2022	---	9,076.90	0.00	0.00	(308.78)	8,768.12	8,768.12	
STLUCIE-Equities Sawgrass	580135101	MCDONALD'S ORD	NA	NA	NA	104.00	06/27/2022	---	25,171.12	0.00	0.00	(1,174.16)	23,996.96	23,996.96	
STLUCIE-Equities Sawgrass	58506Q109	MEDPACE HOLDINGS ORD	NA	NA	NA	29.00	03/18/2020	---	2,094.36	0.00	0.00	2,463.57	4,557.93	4,557.93	
STLUCIE-Equities Sawgrass	58506Q109	MEDPACE HOLDINGS ORD	NA	NA	NA	20.00	05/19/2020	---	1,666.15	0.00	0.00	1,477.25	3,143.40	3,143.40	
STLUCIE-Equities Sawgrass	58506Q109	MEDPACE HOLDINGS ORD	NA	NA	NA	5.00	11/09/2021	---	1,128.48	0.00	0.00	(342.63)	785.85	785.85	
STLUCIE-Equities Sawgrass	58506Q109	MEDPACE HOLDINGS ORD	NA	NA	NA	5.00	12/14/2021	---	1,027.59	0.00	0.00	(241.74)	785.85	785.85	
STLUCIE-Equities Sawgrass	589400100	MERCURY GENERAL ORD	NA	NA	NA	19.00	02/28/2020	---	911.13	0.00	0.00	(371.15)	539.98	539.98	
STLUCIE-Equities Sawgrass	589400100	MERCURY GENERAL ORD	NA	NA	NA	40.00	01/27/2021	---	2,097.60	0.00	0.00	(960.80)	1,136.80	1,136.80	
STLUCIE-Equities Sawgrass	589400100	MERCURY GENERAL ORD	NA	NA	NA	2.00	02/01/2021	---	108.91	0.00	0.00	(52.07)	56.84	56.84	
STLUCIE-Equities Sawgrass	589400100	MERCURY GENERAL ORD	NA	NA	NA	64.00	03/16/2021	---	4,093.90	0.00	0.00	(2,275.02)	1,818.88	1,818.88	
STLUCIE-Equities Sawgrass	589400100	MERCURY GENERAL ORD	NA	NA	NA	5.00	03/31/2021	---	303.70	0.00	0.00	(161.60)	142.10	142.10	
STLUCIE-Equities Sawgrass	589400100	MERCURY GENERAL ORD	NA	NA	NA	20.00	06/30/2021	---	1,259.00	0.00	0.00	(690.60)	568.40	568.40	
STLUCIE-Equities Sawgrass	589400100	MERCURY GENERAL ORD	NA	NA	NA	41.00	09/28/2022	---	1,208.48	0.00	0.00	(43.26)	1,165.22	1,165.22	
STLUCIE-Equities Sawgrass	589889104	MERIT MEDICAL SYSTEMS ORD	NA	NA	NA	37.00	06/02/2020	---	1,605.25	0.00	0.00	485.62	2,090.87	2,090.87	
STLUCIE-Equities Sawgrass	589889104	MERIT MEDICAL SYSTEMS ORD	NA	NA	NA	50.00	12/08/2020	---	2,913.25	0.00	0.00	(87.75)	2,825.50	2,825.50	
STLUCIE-Equities Sawgrass	594918104	MICROSOFT ORD	NA	NA	NA	100.00	01/31/2022	---	29,930.95	0.00	0.00	(6,640.95)	23,290.00	23,290.00	
STLUCIE-Equities Sawgrass	594918104	MICROSOFT ORD	NA	NA	NA	101.00	06/30/2022	---	26,069.43	0.00	0.00	(2,546.53)	23,522.90	23,522.90	
STLUCIE-Equities Sawgrass	594918104	MICROSOFT ORD	NA	NA	NA	107.00	06/30/2022	---	27,536.40	0.00	0.00	(2,616.10)	24,920.30	24,920.30	
STLUCIE-Equities Sawgrass	594918104	MICROSOFT ORD	NA	NA	NA	72.00	07/05/2022	---	18,401.03	0.00	0.00	(1,632.23)	16,768.80	16,768.80	
STLUCIE-Equities Sawgrass	594918104	MICROSOFT ORD	NA	NA	NA	93.00	08/17/2022	---	27,066.72	0.00	0.00	(5,407.02)	21,659.70	21,659.70	
STLUCIE-Equities Sawgrass	594918104	MICROSOFT ORD	NA	NA	NA	108.00	09/27/2022	---	25,840.89	0.00	0.00	(687.69)	25,153.20	25,153.20	
STLUCIE-Equities Sawgrass	594918104	MICROSOFT ORD	NA	NA	NA	105.00	09/30/2022	---	24,766.35	0.00	0.00	(311.85)	24,454.50	24,454.50	
STLUCIE-Equities Sawgrass	594918104	MICROSOFT ORD	NA	NA	NA	161.00	09/29/2022	---	37,921.91	0.00	0.00	(425.01)	37,496.90	37,496.90	
STLUCIE-Equities Sawgrass	594918104	MICROSOFT ORD	NA	NA	NA	164.00	09/29/2022	---	38,541.94	0.00	0.00	(346.34)	38,195.60	38,195.60	
STLUCIE-Equities Sawgrass	607525102	MODEL N ORD	NA	NA	NA	76.00	09/22/2022	---	2,377.68	0.00	0.00	223.80	2,601.48	2,601.48	
STLUCIE-Equities Sawgrass	60783X104	MODIVCARE ORD	NA	NA	NA	9.00	02/28/2020	---	608.50	0.00	0.00	288.62	897.12	897.12	
STLUCIE-Equities Sawgrass	60783X104	MODIVCARE ORD	NA	NA	NA	19.00	01/27/2021	---	3,162.98	0.00	0.00	(1,269.06)	1,893.92	1,893.92	
STLUCIE-Equities Sawgrass	60783X104	MODIVCARE ORD	NA	NA	NA	30.00	03/16/2021	---	4,519.25	0.00	0.00	(1,528.85)	2,990.40	2,990.40	
STLUCIE-Equities Sawgrass	60783X104	MODIVCARE ORD	NA	NA	NA	2.00	03/31/2021	---	300.15	0.00	0.00	(100.79)	199.36	199.36	
STLUCIE-Equities Sawgrass	60786M105	MOELIS CL A ORD	NA	NA	NA	135.00	09/28/2022	---	4,604.18	0.00	0.00	(39.83)	4,564.35	4,564.35	
STLUCIE-Equities Sawgrass	615369105	MOODYS ORD	NA	NA	NA	157.00	08/17/2022	---	50,599.53	0.00	0.00	(12,431.26)	38,168.27	38,168.27	
STLUCIE-Equities Sawgrass	624756102	MUELLER INDUSTRIES ORD	NA	NA	NA	95.00	12/14/2021	---	5,474.96	0.00	0.00	171.84	5,646.80	5,646.80	

**ST. LUCIE COUNTY BOARD OF COUNTY COMMISSIONERS
INVESTMENT PORTFOLIO
AS OF SEPTEMBER 30, 2022**

Account	Identifier	Description	S&P	Fitch	Moody's	Current Units	Settle Date	Final Maturity	Book Value	Interest Due	Accrued Balance	Net Unrealized		Market Value +	
			Rating	Rating	Rating							Gain/Loss	Market Value	Accrued	
STLUCIE-Equities Sawgrass	624756102	MUELLER INDUSTRIES ORD	NA	NA	NA	47.00	02/28/2022	---	2,630.28	0.00	0.00	163.40	2,793.68	2,793.68	
STLUCIE-Equities Sawgrass	624756102	MUELLER INDUSTRIES ORD	NA	NA	NA	34.00	03/31/2022	---	1,989.68	0.00	0.00	31.28	2,020.96	2,020.96	
STLUCIE-Equities Sawgrass	624756102	MUELLER INDUSTRIES ORD	NA	NA	NA	85.00	04/01/2022	---	4,724.37	0.00	0.00	328.03	5,052.40	5,052.40	
STLUCIE-Equities Sawgrass	624758108	MUELLER WATER PRODUCTS SER A ORD	NA	NA	NA	365.00	04/01/2022	---	4,730.40	0.00	0.00	(981.85)	3,748.55	3,748.55	
STLUCIE-Equities Sawgrass	628464109	MYERS INDUSTRIES ORD	NA	NA	NA	86.00	05/05/2022	---	1,873.48	11.61	0.00	(457.06)	1,416.42	1,416.42	
STLUCIE-Equities Sawgrass	628464109	MYERS INDUSTRIES ORD	NA	NA	NA	127.00	06/13/2022	---	3,164.85	17.15	0.00	(1,073.16)	2,091.69	2,091.69	
STLUCIE-Equities Sawgrass	62886E108	NCR ORD	NA	NA	NA	241.00	09/28/2022	---	4,994.34	0.00	0.00	(412.93)	4,581.41	4,581.41	
STLUCIE-Equities Sawgrass	629377508	NRG ENERGY ORD	NA	NA	NA	117.00	10/01/2021	---	4,903.06	0.00	0.00	(425.47)	4,477.59	4,477.59	
STLUCIE-Equities Sawgrass	629377508	NRG ENERGY ORD	NA	NA	NA	90.00	12/30/2021	---	3,857.21	0.00	0.00	(412.91)	3,444.30	3,444.30	
STLUCIE-Equities Sawgrass	630402105	NAPCO SECURITY TECHNOLOGIES ORD	NA	NA	NA	136.00	09/07/2022	---	3,961.01	0.00	0.00	(6.13)	3,954.88	3,954.88	
STLUCIE-Equities Sawgrass	630402105	NAPCO SECURITY TECHNOLOGIES ORD	NA	NA	NA	98.00	09/22/2022	---	2,957.13	0.00	0.00	(107.29)	2,849.84	2,849.84	
STLUCIE-Equities Sawgrass	635906100	NATIONAL HEALTHCARE ORD	NA	NA	NA	10.00	02/28/2020	---	757.50	5.70	0.00	(124.10)	633.40	633.40	
STLUCIE-Equities Sawgrass	635906100	NATIONAL HEALTHCARE ORD	NA	NA	NA	19.00	01/27/2021	---	1,301.82	10.83	0.00	(98.36)	1,203.46	1,203.46	
STLUCIE-Equities Sawgrass	635906100	NATIONAL HEALTHCARE ORD	NA	NA	NA	5.00	02/01/2021	---	328.15	2.85	0.00	(11.45)	316.70	316.70	
STLUCIE-Equities Sawgrass	635906100	NATIONAL HEALTHCARE ORD	NA	NA	NA	35.00	03/16/2021	---	2,674.99	19.95	0.00	(458.09)	2,216.90	2,216.90	
STLUCIE-Equities Sawgrass	635906100	NATIONAL HEALTHCARE ORD	NA	NA	NA	3.00	03/31/2021	---	231.30	1.71	0.00	(41.28)	190.02	190.02	
STLUCIE-Equities Sawgrass	635906100	NATIONAL HEALTHCARE ORD	NA	NA	NA	10.00	06/30/2021	---	698.20	5.70	0.00	(64.80)	633.40	633.40	
STLUCIE-Equities Sawgrass	637372202	NATIONAL RESEARCH ORD	NA	NA	NA	13.00	11/19/2020	---	733.70	3.12	0.00	(216.30)	517.40	517.40	
STLUCIE-Equities Sawgrass	637372202	NATIONAL RESEARCH ORD	NA	NA	NA	4.00	12/31/2020	---	175.44	0.96	0.00	(16.24)	159.20	159.20	
STLUCIE-Equities Sawgrass	637372202	NATIONAL RESEARCH ORD	NA	NA	NA	27.00	01/27/2021	---	1,280.19	6.48	0.00	(205.59)	1,074.60	1,074.60	
STLUCIE-Equities Sawgrass	637372202	NATIONAL RESEARCH ORD	NA	NA	NA	4.00	02/01/2021	---	186.08	0.96	0.00	(26.88)	159.20	159.20	
STLUCIE-Equities Sawgrass	637372202	NATIONAL RESEARCH ORD	NA	NA	NA	43.00	03/16/2021	---	2,228.95	10.32	0.00	(517.55)	1,711.40	1,711.40	
STLUCIE-Equities Sawgrass	637372202	NATIONAL RESEARCH ORD	NA	NA	NA	19.00	03/31/2021	---	871.72	4.56	0.00	(115.52)	756.20	756.20	
STLUCIE-Equities Sawgrass	637372202	NATIONAL RESEARCH ORD	NA	NA	NA	11.00	06/30/2021	---	514.25	2.64	0.00	(76.45)	437.80	437.80	
STLUCIE-Equities Sawgrass	637372202	NATIONAL RESEARCH ORD	NA	NA	NA	111.00	04/01/2022	---	4,396.82	26.64	0.00	20.98	4,417.80	4,417.80	
STLUCIE-Equities Sawgrass	64115T104	NETSCOUT SYSTEMS ORD	NA	NA	NA	92.00	05/05/2022	---	2,898.31	0.00	0.00	(16.87)	2,881.44	2,881.44	
STLUCIE-Equities Sawgrass	64115T104	NETSCOUT SYSTEMS ORD	NA	NA	NA	62.00	07/12/2022	---	2,046.31	0.00	0.00	(104.47)	1,941.84	1,941.84	
STLUCIE-Equities Sawgrass	65336K103	NEXSTAR MEDIA GROUP ORD	NA	NA	NA	25.00	12/14/2021	---	3,853.06	0.00	0.00	318.19	4,171.25	4,171.25	
STLUCIE-Equities Sawgrass	65336K103	NEXSTAR MEDIA GROUP ORD	NA	NA	NA	11.00	02/28/2022	---	1,856.09	0.00	0.00	(20.74)	1,835.35	1,835.35	
STLUCIE-Equities Sawgrass	65336K103	NEXSTAR MEDIA GROUP ORD	NA	NA	NA	14.00	03/31/2022	---	2,623.22	0.00	0.00	(287.32)	2,335.90	2,335.90	
STLUCIE-Equities Sawgrass	654106103	NIKE CL B ORD	NA	NA	NA	0.00	06/30/2022	---	0.00	13.42	0.00	0.00	0.00	0.00	0.00
STLUCIE-Equities Sawgrass	654106103	NIKE CL B ORD	NA	NA	NA	48.00	06/30/2022	---	4,957.32	35.38	0.00	(967.56)	3,989.76	3,989.76	
STLUCIE-Equities Sawgrass	654106103	NIKE CL B ORD	NA	NA	NA	300.00	08/17/2022	---	34,668.00	91.50	0.00	(9,732.00)	24,936.00	24,936.00	
STLUCIE-Equities Sawgrass	680223104	OLD REPUBLIC INTERNATIONAL ORD	NA	NA	NA	205.00	12/30/2021	---	5,033.26	0.00	0.00	(742.61)	4,290.65	4,290.65	
STLUCIE-Equities Sawgrass	680223104	OLD REPUBLIC INTERNATIONAL ORD	NA	NA	NA	60.00	09/28/2022	---	1,232.70	0.00	0.00	23.10	1,255.80	1,255.80	
STLUCIE-Equities Sawgrass	68268W103	ONEMAIN HOLDINGS ORD	NA	NA	NA	113.00	06/29/2022	---	4,421.83	0.00	0.00	(1,086.07)	3,335.76	3,335.76	
STLUCIE-Equities Sawgrass	68268W103	ONEMAIN HOLDINGS ORD	NA	NA	NA	77.00	09/28/2022	---	2,253.71	0.00	0.00	19.33	2,273.04	2,273.04	
STLUCIE-Equities Sawgrass	68386H103	OPPF CL A ORD	NA	NA	NA	2,513.00	09/28/2022	---	5,839.71	0.00	0.00	(59.81)	5,779.90	5,779.90	
STLUCIE-Equities Sawgrass	68389X105	ORACLE ORD	NA	NA	NA	540.00	03/15/2021	---	35,414.49	0.00	0.00	(2,436.69)	32,977.80	32,977.80	
STLUCIE-Equities Sawgrass	68389X105	ORACLE ORD	NA	NA	NA	379.00	06/30/2022	---	26,190.80	0.00	0.00	(3,045.27)	23,145.53	23,145.53	
STLUCIE-Equities Sawgrass	68389X105	ORACLE ORD	NA	NA	NA	234.00	07/11/2022	---	16,728.66	0.00	0.00	(2,438.28)	14,290.38	14,290.38	
STLUCIE-Equities Sawgrass	68404L201	OPTION CARE HEALTH ORD	NA	NA	NA	263.00	05/05/2022	---	7,655.19	0.00	0.00	621.42	8,276.61	8,276.61	
STLUCIE-Equities Sawgrass	68404L201	OPTION CARE HEALTH ORD	NA	NA	NA	65.00	07/12/2022	---	1,946.69	0.00	0.00	98.86	2,045.55	2,045.55	
STLUCIE-Equities Sawgrass	69349H107	PNM RESOURCES ORD	NA	NA	NA	98.00	10/01/2021	---	4,862.57	0.00	0.00	(381.03)	4,481.54	4,481.54	
STLUCIE-Equities Sawgrass	69349H107	PNM RESOURCES ORD	NA	NA	NA	92.00	04/01/2022	---	4,393.92	0.00	0.00	(186.76)	4,207.16	4,207.16	
STLUCIE-Equities Sawgrass	69351T106	PPL ORD	NA	NA	NA	516.00	11/27/2017	---	18,605.52	116.10	0.00	(5,524.92)	13,080.60	13,080.60	
STLUCIE-Equities Sawgrass	69351T106	PPL ORD	NA	NA	NA	500.00	07/19/2018	---	14,302.55	112.50	0.00	(1,627.55)	12,675.00	12,675.00	
STLUCIE-Equities Sawgrass	69351T106	PPL ORD	NA	NA	NA	550.00	10/19/2018	---	17,070.68	123.75	0.00	(3,128.18)	13,942.50	13,942.50	
STLUCIE-Equities Sawgrass	69351T106	PPL ORD	NA	NA	NA	75.00	07/19/2019	---	2,289.00	16.88	0.00	(387.75)	1,901.25	1,901.25	
STLUCIE-Equities Sawgrass	703395103	PATTERSON COMPANIES ORD	NA	NA	NA	32.00	03/16/2020	---	622.88	0.00	0.00	145.76	768.64	768.64	
STLUCIE-Equities Sawgrass	703395103	PATTERSON COMPANIES ORD	NA	NA	NA	11.00	03/31/2020	---	181.53	0.00	0.00	82.69	264.22	264.22	
STLUCIE-Equities Sawgrass	703395103	PATTERSON COMPANIES ORD	NA	NA	NA	65.00	01/27/2021	---	2,096.37	0.00	0.00	(535.07)	1,561.30	1,561.30	
STLUCIE-Equities Sawgrass	703395103	PATTERSON COMPANIES ORD	NA	NA	NA	100.00	03/16/2021	---	3,186.00	0.00	0.00	(784.00)	2,402.00	2,402.00	
STLUCIE-Equities Sawgrass	703395103	PATTERSON COMPANIES ORD	NA	NA	NA	10.00	03/31/2021	---	325.68	0.00	0.00	(85.48)	240.20	240.20	
STLUCIE-Equities Sawgrass	70450Y103	PAYPAL HOLDINGS ORD	NA	NA	NA	200.00	08/17/2022	---	20,158.00	0.00	0.00	(2,944.00)	17,214.00	17,214.00	
STLUCIE-Equities Sawgrass	713448108	PEPSICO ORD	NA	NA	NA	114.00	08/17/2022	---	20,270.34	0.00	0.00	(1,658.70)	18,611.64	18,611.64	
STLUCIE-Equities Sawgrass	713448108	PEPSICO ORD	NA	NA	NA	96.00	09/23/2022	---	16,453.70	0.00	0.00	(780.74)	15,672.96	15,672.96	
STLUCIE-Equities Sawgrass	71424F105	PERMAN RESOURCES CL A ORD	NA	NA	NA	935.00	09/28/2022	---	5,829.73	0.00	0.00	528.27	6,358.00	6,358.00	
STLUCIE-Equities Sawgrass	717081103	PFIZER ORD	NA	NA	NA	825.00	01/05/2018	---	28,675.64	0.00	0.00	7,426.36	36,102.00	36,102.00	
STLUCIE-Equities Sawgrass	717081103	PFIZER ORD	NA	NA	NA	390.00	01/09/2017	---	12,240.70	0.00	0.00	4,825.70	17,066.40	17,066.40	
STLUCIE-Equities Sawgrass	717081103	PFIZER ORD	NA	NA	NA	506.00	01/07/2021	---	16,885.06	0.00	0.00	3,457.50	22,142.56	22,142.56	
STLUCIE-Equities Sawgrass	717081103	PFIZER ORD	NA	NA	NA	353.00	07/06/2021	---	13,902.91	0.00	0.00	1,544.37	15,447.28	15,447.28	
STLUCIE-Equities Sawgrass	719405102	PHOTRONICS ORD	NA	NA	NA	360.00	03/31/2021	---	4,537.94	0.00	0.00	725.26	5,263.20	5,263.20	
STLUCIE-Equities Sawgrass	719405102	PHOTRONICS ORD	NA	NA	NA	94.00	03/31/2022	---	1,724.53	0.00	0.00	(350.25)	1,374.28	1,374.28	
STLUCIE-Equities Sawgrass	740444104	PREFORMED LINE PRODUCTS ORD	NA	NA	NA	70.00	06/30/2021	---	5,381.33	14.00	0.00	(400.83)	4,980.50	4,980.50	
STLUCIE-Equities Sawgrass	740444104	PREFORMED LINE PRODUCTS ORD	NA	NA	NA	11.00	10/01/2021	---	735.90	2.20	0.00	46.75	782.65	782.65	
STLUCIE-Equities Sawgrass	74144T108	T ROWE PRICE GROUP ORD	NA	NA	NA	585.00	05/05/2017	---	41,641.00	0.00	0.00	19,789.85	61,430.85	61,430.85	
STLUCIE-Equities Sawgrass	742718109	PROCTER & GAMBLE ORD	NA	NA	NA	136.00	12/09/2016	---	11,294.61	0.00	0.00	5,875.39	17,170.00	17,170.00	
STLUCIE-Equities Sawgrass	742718109	PROCTER & GAMBLE ORD	NA	NA	NA	300.00	07/25/2018	---	23,633.55	0.00	0.00	14,241.45	37,875.00	37,875.00	

61

ST. LUCIE COUNTY BOARD OF COUNTY COMMISSIONERS
INVESTMENT PORTFOLIO
AS OF SEPTEMBER 30, 2022

Account	Identifier	Description	S&P	Fitch	Moody's	Current Units	Settle Date	Final Maturity	Book Value	Interest Due	Accrued Balance	Net Unrealized		Market Value +	
			Rating	Rating	Rating							Gain/Loss	Market Value	Accrued	
STLUCIE-Equities Sawgrass	743312100	PROGRESS SOFTWARE ORD	NA	NA	NA	185.00	03/11/2021	---	8,312.75	0.00	0.00	(441.00)	7,871.75	7,871.75	
STLUCIE-Equities Sawgrass	743312100	PROGRESS SOFTWARE ORD	NA	NA	NA	112.00	06/30/2021	---	5,232.79	0.00	0.00	(467.19)	4,765.60	4,765.60	
STLUCIE-Equities Sawgrass	743312100	PROGRESS SOFTWARE ORD	NA	NA	NA	9.00	10/01/2021	---	444.60	0.00	0.00	(61.65)	382.95	382.95	
STLUCIE-Equities Sawgrass	743312100	PROGRESS SOFTWARE ORD	NA	NA	NA	29.00	09/28/2022	---	1,201.62	0.00	0.00	32.33	1,233.95	1,233.95	
STLUCIE-Equities Sawgrass	74340E103	PROGYNY ORD	NA	NA	NA	17.00	08/20/2020	---	496.08	0.00	0.00	133.94	630.02	630.02	
STLUCIE-Equities Sawgrass	74340E103	PROGYNY ORD	NA	NA	NA	36.00	01/27/2021	---	1,721.88	0.00	0.00	(387.72)	1,334.16	1,334.16	
STLUCIE-Equities Sawgrass	74340E103	PROGYNY ORD	NA	NA	NA	54.00	03/16/2021	---	2,569.86	0.00	0.00	(568.62)	2,001.24	2,001.24	
STLUCIE-Equities Sawgrass	745867101	PULTEGROUP ORD	NA	NA	NA	57.00	07/01/2020	---	1,879.01	8.55	0.00	258.50	2,137.50	2,137.50	
STLUCIE-Equities Sawgrass	745867101	PULTEGROUP ORD	NA	NA	NA	5.00	12/31/2020	---	221.50	0.75	0.00	(34.00)	187.50	187.50	
STLUCIE-Equities Sawgrass	745867101	PULTEGROUP ORD	NA	NA	NA	105.00	01/27/2021	---	5,200.35	15.75	0.00	(1,262.85)	3,937.50	3,937.50	
STLUCIE-Equities Sawgrass	745867101	PULTEGROUP ORD	NA	NA	NA	2.00	02/01/2021	---	89.24	0.30	0.00	(14.24)	75.00	75.00	
STLUCIE-Equities Sawgrass	745867101	PULTEGROUP ORD	NA	NA	NA	161.00	03/16/2021	---	7,567.06	24.15	0.00	(1,529.56)	6,037.50	6,037.50	
STLUCIE-Equities Sawgrass	745867101	PULTEGROUP ORD	NA	NA	NA	4.00	03/31/2021	---	207.98	0.60	0.00	(57.98)	150.00	150.00	
STLUCIE-Equities Sawgrass	745867101	PULTEGROUP ORD	NA	NA	NA	15.00	10/01/2021	---	721.59	2.25	0.00	(159.09)	562.50	562.50	
STLUCIE-Equities Sawgrass	74758T303	QUALYS ORD	NA	NA	NA	14.00	05/05/2022	---	1,865.89	0.00	0.00	85.57	1,951.46	1,951.46	
STLUCIE-Equities Sawgrass	74758T303	QUALYS ORD	NA	NA	NA	8.00	07/12/2022	---	1,058.56	0.00	0.00	56.56	1,115.12	1,115.12	
STLUCIE-Equities Sawgrass	74758T303	QUALYS ORD	NA	NA	NA	12.00	08/22/2022	---	1,876.50	0.00	0.00	(203.82)	1,672.68	1,672.68	
STLUCIE-Equities Sawgrass	74758T303	QUALYS ORD	NA	NA	NA	16.00	09/22/2022	---	2,429.11	0.00	0.00	(198.87)	2,230.24	2,230.24	
STLUCIE-Equities Sawgrass	74915M100	QURATE RETAIL SRS A ORD	NA	NA	NA	74.00	03/16/2021	---	960.32	0.00	0.00	(811.58)	148.74	148.74	
STLUCIE-Equities Sawgrass	74915M100	QURATE RETAIL SRS A ORD	NA	NA	NA	26.00	03/31/2021	---	301.73	0.00	0.00	(249.47)	52.26	52.26	
STLUCIE-Equities Sawgrass	74915M100	QURATE RETAIL SRS A ORD	NA	NA	NA	130.00	04/30/2021	---	1,637.83	0.00	0.00	(1,376.53)	261.30	261.30	
STLUCIE-Equities Sawgrass	74915M100	QURATE RETAIL SRS A ORD	NA	NA	NA	475.00	05/10/2021	---	5,660.58	0.00	0.00	(4,645.83)	954.75	954.75	
STLUCIE-Equities Sawgrass	74915M100	QURATE RETAIL SRS A ORD	NA	NA	NA	61.00	06/30/2021	---	790.93	0.00	0.00	(668.32)	122.61	122.61	
STLUCIE-Equities Sawgrass	74915M100	QURATE RETAIL SRS A ORD	NA	NA	NA	124.00	10/01/2021	---	1,318.74	0.00	0.00	(1,069.50)	249.24	249.24	
STLUCIE-Equities Sawgrass	74915M100	QURATE RETAIL SRS A ORD	NA	NA	NA	985.00	04/01/2022	---	4,880.68	0.00	0.00	(2,900.83)	1,979.85	1,979.85	
STLUCIE-Equities Sawgrass	74915M100	QURATE RETAIL SRS A ORD	NA	NA	NA	658.00	09/28/2022	---	1,404.83	0.00	0.00	(82.25)	1,322.58	1,322.58	
STLUCIE-Equities Sawgrass	749685103	RPM ORD	NA	NA	NA	95.00	12/30/2021	---	9,547.26	0.00	0.00	(1,632.81)	7,914.45	7,914.45	
STLUCIE-Equities Sawgrass	749685103	RPM ORD	NA	NA	NA	27.00	06/29/2022	---	2,204.60	0.00	0.00	44.77	2,249.37	2,249.37	
STLUCIE-Equities Sawgrass	749685103	RPM ORD	NA	NA	NA	19.00	09/28/2022	---	1,620.87	0.00	0.00	(37.98)	1,582.89	1,582.89	
STLUCIE-Equities Sawgrass	750102105	RACKSPACE TECHNOLOGY ORD	NA	NA	NA	604.00	06/29/2022	---	4,411.74	0.00	0.00	(1,947.42)	2,464.32	2,464.32	
STLUCIE-Equities Sawgrass	750102105	RACKSPACE TECHNOLOGY ORD	NA	NA	NA	269.00	09/28/2022	---	1,211.85	0.00	0.00	(114.33)	1,097.52	1,097.52	
STLUCIE-Equities Sawgrass	75605Y106	ANYWHERE REAL ESTATE ORD	NA	NA	NA	493.00	09/28/2022	---	4,158.46	0.00	0.00	(160.23)	3,998.23	3,998.23	
STLUCIE-Equities Sawgrass	760759100	REPUBLIC SERVICES ORD	NA	NA	NA	591.00	08/09/2022	---	83,910.18	292.55	0.00	(3,510.54)	80,399.64	80,399.64	
STLUCIE-Equities Sawgrass	760759100	REPUBLIC SERVICES ORD	NA	NA	NA	87.00	08/19/2022	---	12,792.48	43.07	0.00	(957.00)	11,835.48	11,835.48	
STLUCIE-Equities Sawgrass	760759100	REPUBLIC SERVICES ORD	NA	NA	NA	126.00	08/31/2022	---	18,202.05	62.37	0.00	(1,061.01)	17,141.04	17,141.04	
STLUCIE-Equities Sawgrass	760759100	REPUBLIC SERVICES ORD	NA	NA	NA	36.00	09/23/2022	---	5,232.70	17.82	0.00	(335.26)	4,897.44	4,897.44	
STLUCIE-Equities Sawgrass	77634L105	R1 RCM ORD	NA	NA	NA	25.00	01/27/2021	---	669.63	0.00	0.00	(206.38)	463.25	463.25	
STLUCIE-Equities Sawgrass	77634L105	R1 RCM ORD	NA	NA	NA	145.00	03/16/2021	---	4,037.53	0.00	0.00	(1,350.68)	2,686.85	2,686.85	
STLUCIE-Equities Sawgrass	78409V104	S&P GLOBAL ORD	NA	NA	NA	129.00	08/17/2022	---	50,420.94	0.00	0.00	(11,030.79)	39,390.15	39,390.15	
STLUCIE-Equities Sawgrass	78409V104	S&P GLOBAL ORD	NA	NA	NA	48.00	09/23/2022	---	16,453.06	0.00	0.00	(1,796.26)	14,656.80	14,656.80	
STLUCIE-Equities Sawgrass	78409V104	S&P GLOBAL ORD	NA	NA	NA	26.00	09/29/2022	---	8,223.80	0.00	0.00	(284.70)	7,939.10	7,939.10	
STLUCIE-Equities Sawgrass	784117103	SEI INVESTMENTS ORD	NA	NA	NA	16.00	02/28/2020	---	1,015.05	0.00	0.00	(230.25)	784.80	784.80	
STLUCIE-Equities Sawgrass	784117103	SEI INVESTMENTS ORD	NA	NA	NA	1.00	12/31/2020	---	56.93	0.00	0.00	(7.88)	49.05	49.05	
STLUCIE-Equities Sawgrass	784117103	SEI INVESTMENTS ORD	NA	NA	NA	28.00	01/27/2021	---	1,657.60	0.00	0.00	(284.20)	1,373.40	1,373.40	
STLUCIE-Equities Sawgrass	784117103	SEI INVESTMENTS ORD	NA	NA	NA	44.00	03/16/2021	---	2,637.73	0.00	0.00	(479.53)	2,158.20	2,158.20	
STLUCIE-Equities Sawgrass	784117103	SEI INVESTMENTS ORD	NA	NA	NA	4.00	03/31/2021	---	246.48	0.00	0.00	(50.28)	196.20	196.20	
STLUCIE-Equities Sawgrass	784117103	SEI INVESTMENTS ORD	NA	NA	NA	14.00	06/30/2021	---	871.50	0.00	0.00	(184.80)	686.70	686.70	
STLUCIE-Equities Sawgrass	784117103	SEI INVESTMENTS ORD	NA	NA	NA	25.00	12/30/2021	---	1,565.12	0.00	0.00	(338.87)	1,226.25	1,226.25	
STLUCIE-Equities Sawgrass	78463M107	SPS COMMERCE ORD	NA	NA	NA	20.00	05/08/2020	---	1,139.37	0.00	0.00	1,345.23	2,484.60	2,484.60	
STLUCIE-Equities Sawgrass	78463M107	SPS COMMERCE ORD	NA	NA	NA	20.00	05/19/2020	---	1,163.35	0.00	0.00	1,321.25	2,484.60	2,484.60	
STLUCIE-Equities Sawgrass	78463M107	SPS COMMERCE ORD	NA	NA	NA	30.00	06/29/2020	---	2,279.47	0.00	0.00	1,447.43	3,726.90	3,726.90	
STLUCIE-Equities Sawgrass	78463M107	SPS COMMERCE ORD	NA	NA	NA	20.00	10/14/2020	---	1,703.82	0.00	0.00	780.78	2,484.60	2,484.60	
STLUCIE-Equities Sawgrass	78463M107	SPS COMMERCE ORD	NA	NA	NA	10.00	02/26/2021	---	1,051.36	0.00	0.00	190.94	1,242.30	1,242.30	
STLUCIE-Equities Sawgrass	78463M107	SPS COMMERCE ORD	NA	NA	NA	10.00	03/31/2021	---	1,001.60	0.00	0.00	240.70	1,242.30	1,242.30	
STLUCIE-Equities Sawgrass	78467J100	SS AND C TECHNOLOGIES HOLDINGS ORD	NA	NA	NA	572.00	06/03/2022	---	37,092.48	0.00	0.00	(9,779.48)	27,313.00	27,313.00	
STLUCIE-Equities Sawgrass	78648T100	SAFETY INSURANCE GROUP ORD	NA	NA	NA	1.00	02/28/2020	---	90.05	0.00	0.00	(8.49)	81.56	81.56	
STLUCIE-Equities Sawgrass	78648T100	SAFETY INSURANCE GROUP ORD	NA	NA	NA	1.00	07/01/2020	---	76.64	0.00	0.00	4.92	81.56	81.56	
STLUCIE-Equities Sawgrass	78648T100	SAFETY INSURANCE GROUP ORD	NA	NA	NA	2.00	09/29/2020	---	136.85	0.00	0.00	26.27	163.12	163.12	
STLUCIE-Equities Sawgrass	78648T100	SAFETY INSURANCE GROUP ORD	NA	NA	NA	2.00	12/31/2020	---	157.32	0.00	0.00	5.80	163.12	163.12	
STLUCIE-Equities Sawgrass	78648T100	SAFETY INSURANCE GROUP ORD	NA	NA	NA	17.00	01/27/2021	---	1,304.41	0.00	0.00	82.11	1,386.52	1,386.52	
STLUCIE-Equities Sawgrass	78648T100	SAFETY INSURANCE GROUP ORD	NA	NA	NA	9.00	02/01/2021	---	672.93	0.00	0.00	61.11	734.04	734.04	
STLUCIE-Equities Sawgrass	78648T100	SAFETY INSURANCE GROUP ORD	NA	NA	NA	35.00	03/16/2021	---	2,987.81	0.00	0.00	(133.21)	2,854.60	2,854.60	
STLUCIE-Equities Sawgrass	78648T100	SAFETY INSURANCE GROUP ORD	NA	NA	NA	4.00	03/31/2021	---	340.29	0.00	0.00	(14.05)	326.24	326.24	
STLUCIE-Equities Sawgrass	78648T100	SAFETY INSURANCE GROUP ORD	NA	NA	NA	18.00	09/28/2022	---	1,474.02	0.00	0.00	(5.94)	1,468.08	1,468.08	
STLUCIE-Equities Sawgrass	801056102	SANMINA ORD	NA	NA	NA	42.00	02/28/2020	---	1,143.24	0.00	0.00	792.12	1,935.36	1,935.36	
STLUCIE-Equities Sawgrass	801056102	SANMINA ORD	NA	NA	NA	6.00	12/31/2020	---	191.70	0.00	0.00	84.78	276.48	276.48	
STLUCIE-Equities Sawgrass	801056102	SANMINA ORD	NA	NA	NA	70.00	01/27/2021	---	2,414.96	0.00	0.00	810.64	3,225.60	3,225.60	
STLUCIE-Equities Sawgrass	801056102	SANMINA ORD	NA	NA	NA	104.00	03/16/2021	---	4,091.88	0.00	0.00	700.44	4,792.32	4,792.32	
STLUCIE-Equities Sawgrass	801056102	SANMINA ORD	NA	NA	NA	12.00	03/31/2021	---	494.10	0.00	0.00	58.86	552.96	552.96	

**ST. LUCIE COUNTY BOARD OF COUNTY COMMISSIONERS
INVESTMENT PORTFOLIO
AS OF SEPTEMBER 30, 2022**

Account	Identifier	Description	S&P	Fitch	Moody's	Current Units	Settle Date	Final Maturity	Book Value	Interest Due	Accrued Balance	Net Unrealized		Market Value +	
			Rating	Rating	Rating							Gain/Loss	Market Value	Accrued	
STLUCIE-Equities Sawgrass	801056102	SANMINA ORD	NA	NA	NA	91.00	08/05/2022	---	4,523.74	0.00	0.00	(330.46)	4,193.28	4,193.28	
STLUCIE-Equities Sawgrass	806857108	SCHLUMBERGER ORD	NA	NA	NA	335.00	06/11/2018	---	23,305.05	58.63	0.00	(11,278.55)	12,026.50	12,026.50	
STLUCIE-Equities Sawgrass	806857108	SCHLUMBERGER ORD	NA	NA	NA	175.00	04/17/2019	---	8,158.24	30.63	0.00	(1,875.74)	6,282.50	6,282.50	
STLUCIE-Equities Sawgrass	806857108	SCHLUMBERGER ORD	NA	NA	NA	175.00	07/19/2019	---	6,853.00	30.63	0.00	(570.50)	6,282.50	6,282.50	
STLUCIE-Equities Sawgrass	806857108	SCHLUMBERGER ORD	NA	NA	NA	364.00	01/19/2021	---	9,381.41	63.70	0.00	3,686.19	13,067.60	13,067.60	
STLUCIE-Equities Sawgrass	806857108	SCHLUMBERGER ORD	NA	NA	NA	322.00	02/01/2021	---	7,291.17	56.35	0.00	4,268.63	11,559.80	11,559.80	
STLUCIE-Equities Sawgrass	80689H102	SCHNEIDER NATIONAL CL B ORD	NA	NA	NA	185.00	12/30/2021	---	4,964.70	14.80	0.00	(1,209.20)	3,755.50	3,755.50	
STLUCIE-Equities Sawgrass	80689H102	SCHNEIDER NATIONAL CL B ORD	NA	NA	NA	171.00	04/01/2022	---	4,499.87	13.68	0.00	(1,028.57)	3,471.30	3,471.30	
STLUCIE-Equities Sawgrass	81619Q105	SELECT MEDICAL HOLDINGS ORD	NA	NA	NA	45.00	03/16/2020	---	789.28	0.00	205.22	0.00	994.50	994.50	
STLUCIE-Equities Sawgrass	81619Q105	SELECT MEDICAL HOLDINGS ORD	NA	NA	NA	66.00	01/27/2021	---	1,854.27	0.00	0.00	(395.67)	1,458.60	1,458.60	
STLUCIE-Equities Sawgrass	81619Q105	SELECT MEDICAL HOLDINGS ORD	NA	NA	NA	99.00	03/16/2021	---	3,444.21	0.00	0.00	(1,256.31)	2,187.90	2,187.90	
STLUCIE-Equities Sawgrass	81619Q105	SELECT MEDICAL HOLDINGS ORD	NA	NA	NA	8.00	03/31/2021	---	272.29	0.00	0.00	(95.49)	176.80	176.80	
STLUCIE-Equities Sawgrass	817565104	SERVICE CORPORATION INTERNATIONAL ORD	NA	NA	NA	3.00	02/28/2020	---	152.35	0.00	0.00	20.87	173.22	173.22	
STLUCIE-Equities Sawgrass	817565104	SERVICE CORPORATION INTERNATIONAL ORD	NA	NA	NA	4.00	07/01/2020	---	155.00	0.00	0.00	75.96	230.96	230.96	
STLUCIE-Equities Sawgrass	817565104	SERVICE CORPORATION INTERNATIONAL ORD	NA	NA	NA	4.00	09/29/2020	---	168.60	0.00	0.00	62.36	230.96	230.96	
STLUCIE-Equities Sawgrass	817565104	SERVICE CORPORATION INTERNATIONAL ORD	NA	NA	NA	6.00	12/31/2020	---	292.02	0.00	0.00	54.42	346.44	346.44	
STLUCIE-Equities Sawgrass	817565104	SERVICE CORPORATION INTERNATIONAL ORD	NA	NA	NA	37.00	01/27/2021	---	1,916.42	0.00	0.00	219.96	2,136.38	2,136.38	
STLUCIE-Equities Sawgrass	817565104	SERVICE CORPORATION INTERNATIONAL ORD	NA	NA	NA	58.00	03/16/2021	---	2,812.71	0.00	0.00	536.21	3,348.92	3,348.92	
STLUCIE-Equities Sawgrass	817565104	SERVICE CORPORATION INTERNATIONAL ORD	NA	NA	NA	9.00	03/31/2021	---	462.60	0.00	0.00	57.06	519.66	519.66	
STLUCIE-Equities Sawgrass	817565104	SERVICE CORPORATION INTERNATIONAL ORD	NA	NA	NA	24.00	06/30/2021	---	1,283.28	0.00	0.00	102.48	1,385.76	1,385.76	
STLUCIE-Equities Sawgrass	817565104	SERVICE CORPORATION INTERNATIONAL ORD	NA	NA	NA	23.00	10/01/2021	---	1,395.64	0.00	0.00	(67.62)	1,328.02	1,328.02	
STLUCIE-Equities Sawgrass	81762P102	SERVICENOW ORD	NA	NA	NA	66.00	09/29/2022	---	24,916.32	0.00	0.00	5.94	24,922.26	24,922.26	
STLUCIE-Equities Sawgrass	827048109	SILGAN HOLDINGS ORD	NA	NA	NA	55.00	04/17/2020	---	1,779.25	0.00	0.00	532.95	2,312.20	2,312.20	
STLUCIE-Equities Sawgrass	827048109	SILGAN HOLDINGS ORD	NA	NA	NA	60.00	08/28/2020	---	2,263.61	0.00	0.00	258.79	2,522.40	2,522.40	
STLUCIE-Equities Sawgrass	827048109	SILGAN HOLDINGS ORD	NA	NA	NA	60.00	09/08/2020	---	2,315.40	0.00	0.00	207.00	2,522.40	2,522.40	
STLUCIE-Equities Sawgrass	827048109	SILGAN HOLDINGS ORD	NA	NA	NA	40.00	09/18/2020	---	1,489.40	0.00	0.00	192.20	1,681.60	1,681.60	
STLUCIE-Equities Sawgrass	827048109	SILGAN HOLDINGS ORD	NA	NA	NA	11.00	12/31/2020	---	403.68	0.00	0.00	58.76	462.44	462.44	
STLUCIE-Equities Sawgrass	827048109	SILGAN HOLDINGS ORD	NA	NA	NA	70.00	03/16/2021	---	2,903.60	0.00	0.00	39.20	2,942.80	2,942.80	
STLUCIE-Equities Sawgrass	827048109	SILGAN HOLDINGS ORD	NA	NA	NA	7.00	03/31/2021	---	303.21	0.00	0.00	(8.93)	294.28	294.28	
STLUCIE-Equities Sawgrass	827048109	SILGAN HOLDINGS ORD	NA	NA	NA	53.00	09/28/2022	---	2,243.49	0.00	0.00	(15.37)	2,228.12	2,228.12	
STLUCIE-Equities Sawgrass	82982V101	SITIO ROYALTIES CL A ORD	NA	NA	NA	293.00	09/14/2021	---	5,306.23	0.00	0.00	1,172.00	6,478.23	6,478.23	
STLUCIE-Equities Sawgrass	831865209	A O SMITH ORD	NA	NA	NA	71.00	04/01/2022	---	4,717.95	0.00	0.00	(1,268.77)	3,449.18	3,449.18	
STLUCIE-Equities Sawgrass	845467109	SOUTHWNSTN ENER ORD	NA	NA	NA	1,051.00	09/28/2022	---	6,363.81	0.00	0.00	68.31	6,432.12	6,432.12	
STLUCIE-Equities Sawgrass	855244109	STARBUCKS ORD	NA	NA	NA	146.00	08/17/2022	---	12,866.98	0.00	0.00	(565.02)	12,301.96	12,301.96	
STLUCIE-Equities Sawgrass	858119100	STEEL DYNAMICS ORD	NA	NA	NA	45.00	01/27/2021	---	1,729.13	15.30	0.00	1,463.63	3,192.75	3,192.75	
STLUCIE-Equities Sawgrass	858119100	STEEL DYNAMICS ORD	NA	NA	NA	123.00	03/16/2021	---	6,057.12	41.82	0.00	2,669.73	8,726.85	8,726.85	
STLUCIE-Equities Sawgrass	858119100	STEEL DYNAMICS ORD	NA	NA	NA	10.00	12/30/2021	---	617.15	3.40	0.00	92.35	709.50	709.50	
STLUCIE-Equities Sawgrass	860372101	STEWART INFO SVC ORD	NA	NA	NA	18.00	01/27/2021	---	907.02	0.00	0.00	(121.50)	785.52	785.52	
STLUCIE-Equities Sawgrass	860372101	STEWART INFO SVC ORD	NA	NA	NA	91.00	03/16/2021	---	4,956.03	0.00	0.00	(984.79)	3,971.24	3,971.24	
STLUCIE-Equities Sawgrass	860372101	STEWART INFO SVC ORD	NA	NA	NA	5.00	03/31/2021	---	265.13	0.00	0.00	(46.93)	218.20	218.20	
STLUCIE-Equities Sawgrass	860372101	STEWART INFO SVC ORD	NA	NA	NA	80.00	05/10/2021	---	4,806.51	0.00	0.00	(1,315.31)	3,491.20	3,491.20	
STLUCIE-Equities Sawgrass	860372101	STEWART INFO SVC ORD	NA	NA	NA	12.00	06/30/2021	---	670.08	0.00	0.00	(146.40)	523.68	523.68	
STLUCIE-Equities Sawgrass	861896108	STONEX GROUP ORD	NA	NA	NA	14.00	02/28/2020	---	634.38	0.00	0.00	526.79	1,161.16	1,161.16	
STLUCIE-Equities Sawgrass	861896108	STONEX GROUP ORD	NA	NA	NA	2.00	09/29/2020	---	98.78	0.00	0.00	67.10	165.88	165.88	
STLUCIE-Equities Sawgrass	861896108	STONEX GROUP ORD	NA	NA	NA	27.00	01/27/2021	---	1,523.61	0.00	0.00	715.77	2,239.38	2,239.38	
STLUCIE-Equities Sawgrass	861896108	STONEX GROUP ORD	NA	NA	NA	3.00	02/01/2021	---	163.95	0.00	0.00	84.87	248.82	248.82	
STLUCIE-Equities Sawgrass	861896108	STONEX GROUP ORD	NA	NA	NA	43.00	03/16/2021	---	2,762.71	0.00	0.00	803.71	3,566.42	3,566.42	
STLUCIE-Equities Sawgrass	861896108	STONEX GROUP ORD	NA	NA	NA	53.00	06/13/2022	---	4,201.16	0.00	0.00	194.66	4,395.82	4,395.82	
STLUCIE-Equities Sawgrass	861896108	STONEX GROUP ORD	NA	NA	NA	58.00	07/12/2022	---	4,356.38	0.00	0.00	454.14	4,810.52	4,810.52	
STLUCIE-Equities Sawgrass	86333M108	STRIDE ORD	NA	NA	NA	75.00	03/31/2022	---	2,744.62	0.00	0.00	407.63	3,152.25	3,152.25	
STLUCIE-Equities Sawgrass	86333M108	STRIDE ORD	NA	NA	NA	83.00	05/05/2022	---	3,177.24	0.00	0.00	311.25	3,488.49	3,488.49	
STLUCIE-Equities Sawgrass	86333M108	STRIDE ORD	NA	NA	NA	85.00	06/13/2022	---	3,121.74	0.00	0.00	450.81	3,572.55	3,572.55	
STLUCIE-Equities Sawgrass	86333M108	STRIDE ORD	NA	NA	NA	55.00	07/12/2022	---	2,294.85	0.00	0.00	16.80	2,311.65	2,311.65	
STLUCIE-Equities Sawgrass	86800U104	SUPER MICRO COMPUTER ORD	NA	NA	NA	57.00	09/07/2022	---	3,685.31	0.00	0.00	(546.32)	3,138.99	3,138.99	
STLUCIE-Equities Sawgrass	87105L104	SWITCH CL A ORD	NA	NA	NA	9.00	01/27/2021	---	148.91	0.00	0.00	154.30	303.21	303.21	
STLUCIE-Equities Sawgrass	87105L104	SWITCH CL A ORD	NA	NA	NA	16.00	01/28/2021	---	265.28	0.00	0.00	539.04	539.04	539.04	
STLUCIE-Equities Sawgrass	87105L104	SWITCH CL A ORD	NA	NA	NA	203.00	03/16/2021	---	3,015.12	0.00	0.00	3,823.95	6,839.07	6,839.07	
STLUCIE-Equities Sawgrass	87105L104	SWITCH CL A ORD	NA	NA	NA	41.00	03/31/2021	---	647.80	0.00	0.00	733.49	1,381.29	1,381.29	
STLUCIE-Equities Sawgrass	871607107	SYNOPSIS ORD	NA	NA	NA	49.00	09/02/2021	---	16,340.40	0.00	0.00	(1,370.41)	14,969.99	14,969.99	
STLUCIE-Equities Sawgrass	872540109	TJX ORD	NA	NA	NA	626.00	06/27/2022	---	35,447.37	0.00	0.00	3,439.75	38,887.12	38,887.12	
STLUCIE-Equities Sawgrass	872540109	TJX ORD	NA	NA	NA	127.00	06/28/2022	---	7,638.71	0.00	0.00	250.53	7,889.24	7,889.24	
STLUCIE-Equities Sawgrass	872540109	TJX ORD	NA	NA	NA	188.00	07/01/2022	---	10,746.46	0.00	0.00	932.10	11,678.56	11,678.56	
STLUCIE-Equities Sawgrass	87612E106	TARGET ORD	NA	NA	NA	173.00	01/23/2019	---	12,206.12	0.00	0.00	13,465.35	25,671.47	25,671.47	
STLUCIE-Equities Sawgrass	87612E106	TARGET ORD	NA	NA	NA	25.00	07/19/2019	---	2,196.25	0.00	0.00	1,513.50	3,709.75	3,709.75	
STLUCIE-Equities Sawgrass	87612E106	TARGET ORD	NA	NA	NA	49.00	12/23/2019	---	6,315.61	0.00	0.00	955.50	7,271.11	7,271.11	
STLUCIE-Equities Sawgrass	87612E106	TARGET ORD	NA	NA	NA	210.00	09/02/2021	---	52,046.42	0.00	0.00	(20,884.52)	31,161.90	31,161.90	
STLUCIE-Equities Sawgrass	879433829	TELEPHONE AND DATA SYSTEMS ORD	NA	NA	NA	250.00	10/01/2021	---	4,918.05	0.00	0.00	(1,443.05)	3,475.00	3,475.00	
STLUCIE-Equities Sawgrass	879433829	TELEPHONE AND DATA SYSTEMS ORD	NA	NA	NA	95.00	12/30/2021	---	1,969.94	0.00	0.00	(649.44)	1,320.50	1,320.50	
STLUCIE-Equities Sawgrass	882508104	TEXAS INSTRUMENTS ORD	NA	NA	NA	109.00	08/17/2022	---	20,156.28	0.00	0.00	(3,285.26)	16,871.02	16,871.02	

**ST. LUCIE COUNTY BOARD OF COUNTY COMMISSIONERS
INVESTMENT PORTFOLIO
AS OF SEPTEMBER 30, 2022**

Account	Identifier	Description	S&P	Fitch	Moody's	Current Units	Settle Date	Final Maturity	Book Value	Interest Due	Accrued Balance	Net Unrealized		Market Value +	
			Rating	Rating	Rating							Gain/Loss	Market Value	Accrued	
STLUCIE-Equities Sawgrass	882508104	TEXAS INSTRUMENTS ORD	NA	NA	NA	98.00	09/23/2022	---	16,436.73	0.00	0.00	(1,268.29)	15,168.44	15,168.44	
STLUCIE-Equities Sawgrass	882681109	TEXAS ROADHOUSE ORD	NA	NA	NA	20.00	08/22/2022	---	1,745.20	0.00	0.00	(152.53)	1,745.20	1,745.20	
STLUCIE-Equities Sawgrass	882681109	TEXAS ROADHOUSE ORD	NA	NA	NA	23.00	09/22/2022	---	2,083.11	0.00	0.00	(76.13)	2,006.98	2,006.98	
STLUCIE-Equities Sawgrass	883203101	TEXTRON ORD	NA	NA	NA	19.00	12/31/2020	---	898.00	0.38	0.00	208.94	1,106.94	1,106.94	
STLUCIE-Equities Sawgrass	883203101	TEXTRON ORD	NA	NA	NA	39.00	01/27/2021	---	1,944.74	0.78	0.00	327.40	2,272.14	2,272.14	
STLUCIE-Equities Sawgrass	883203101	TEXTRON ORD	NA	NA	NA	5.00	01/28/2021	---	249.35	0.10	0.00	41.95	291.30	291.30	
STLUCIE-Equities Sawgrass	883203101	TEXTRON ORD	NA	NA	NA	17.00	02/01/2021	---	793.56	0.34	0.00	196.86	990.42	990.42	
STLUCIE-Equities Sawgrass	883203101	TEXTRON ORD	NA	NA	NA	78.00	03/16/2021	---	4,190.18	1.56	0.00	354.10	4,544.28	4,544.28	
STLUCIE-Equities Sawgrass	883203101	TEXTRON ORD	NA	NA	NA	5.00	03/31/2021	---	271.60	0.10	0.00	19.70	291.30	291.30	
STLUCIE-Equities Sawgrass	883203101	TEXTRON ORD	NA	NA	NA	44.00	06/29/2022	---	2,685.77	0.88	0.00	(122.33)	2,563.44	2,563.44	
STLUCIE-Equities Sawgrass	883203101	TEXTRON ORD	NA	NA	NA	35.00	09/28/2022	---	2,050.55	0.00	0.00	(11.45)	2,039.10	2,039.10	
STLUCIE-Equities Sawgrass	883556102	THERMO FISHER SCIENTIFIC ORD	NA	NA	NA	70.00	08/20/2021	---	38,447.74	21.00	0.00	(2,944.44)	35,503.30	35,503.30	
STLUCIE-Equities Sawgrass	892356106	TRACTOR SUPPLY ORD	NA	NA	NA	91.00	09/02/2021	---	17,587.65	0.00	0.00	(672.57)	16,915.08	16,915.08	
STLUCIE-Equities Sawgrass	902494103	TYSON FOODS CL A ORD	NA	NA	NA	785.00	01/25/2019	---	47,563.15	0.00	0.00	4,191.90	51,755.05	51,755.05	
STLUCIE-Equities Sawgrass	902494103	TYSON FOODS CL A ORD	NA	NA	NA	25.00	07/19/2019	---	1,977.75	0.00	0.00	(329.50)	1,648.25	1,648.25	
STLUCIE-Equities Sawgrass	902494103	TYSON FOODS CL A ORD	NA	NA	NA	174.00	08/04/2022	---	15,257.59	0.00	0.00	(3,785.77)	11,471.82	11,471.82	
STLUCIE-Equities Sawgrass	902673102	UPF TECHNOLOGIES ORD	NA	NA	NA	120.00	12/14/2021	---	8,388.88	0.00	0.00	1,911.92	10,300.80	10,300.80	
STLUCIE-Equities Sawgrass	902673102	UPF TECHNOLOGIES ORD	NA	NA	NA	54.00	02/28/2022	---	3,728.36	0.00	0.00	907.00	4,635.36	4,635.36	
STLUCIE-Equities Sawgrass	902681105	UGI ORD	NA	NA	NA	115.00	10/01/2021	---	4,901.53	41.40	0.00	(1,183.58)	3,717.95	3,717.95	
STLUCIE-Equities Sawgrass	902681105	UGI ORD	NA	NA	NA	30.00	12/30/2021	---	1,377.34	10.80	0.00	(407.44)	969.90	969.90	
STLUCIE-Equities Sawgrass	90278Q108	UPF INDUSTRIES ORD	NA	NA	NA	9.00	07/21/2020	---	460.06	0.00	0.00	189.38	649.44	649.44	
STLUCIE-Equities Sawgrass	90278Q108	UPF INDUSTRIES ORD	NA	NA	NA	20.00	08/20/2020	---	1,256.19	0.00	0.00	187.01	1,443.20	1,443.20	
STLUCIE-Equities Sawgrass	90278Q108	UPF INDUSTRIES ORD	NA	NA	NA	20.00	11/09/2021	---	1,743.18	0.00	0.00	(299.98)	1,443.20	1,443.20	
STLUCIE-Equities Sawgrass	90278Q108	UPF INDUSTRIES ORD	NA	NA	NA	20.00	12/14/2021	---	1,806.40	0.00	0.00	(363.20)	1,443.20	1,443.20	
STLUCIE-Equities Sawgrass	90278Q108	UPF INDUSTRIES ORD	NA	NA	NA	59.00	04/01/2022	---	4,722.36	0.00	0.00	(464.92)	4,257.44	4,257.44	
STLUCIE-Equities Sawgrass	904311206	UNDER ARMOUR CL C ORD	NA	NA	NA	1,444.00	09/28/2022	---	9,783.10	0.00	0.00	(1,176.86)	8,606.24	8,606.24	
STLUCIE-Equities Sawgrass	907818108	UNION PACIFIC ORD	NA	NA	NA	68.00	03/31/2022	---	18,338.92	0.00	0.00	(5,091.16)	13,247.76	13,247.76	
STLUCIE-Equities Sawgrass	907818108	UNION PACIFIC ORD	NA	NA	NA	103.00	06/30/2022	---	22,095.59	0.00	0.00	(2,029.13)	20,066.46	20,066.46	
STLUCIE-Equities Sawgrass	907818108	UNION PACIFIC ORD	NA	NA	NA	107.00	07/01/2022	---	22,819.52	0.00	0.00	(1,973.78)	20,845.74	20,845.74	
STLUCIE-Equities Sawgrass	907818108	UNION PACIFIC ORD	NA	NA	NA	87.00	07/25/2022	---	18,560.15	9.00	0.00	(1,610.81)	16,949.34	16,949.34	
STLUCIE-Equities Sawgrass	911684108	UNITED STATES CELLULAR ORD	NA	NA	NA	154.00	10/01/2021	---	4,928.37	0.00	0.00	(919.75)	4,008.62	4,008.62	
STLUCIE-Equities Sawgrass	911684108	UNITED STATES CELLULAR ORD	NA	NA	NA	145.00	04/01/2022	---	4,429.50	0.00	0.00	(655.15)	3,774.35	3,774.35	
STLUCIE-Equities Sawgrass	912909108	US STEEL ORD	NA	NA	NA	129.00	04/01/2022	---	4,728.50	0.00	0.00	(2,391.02)	2,337.48	2,337.48	
STLUCIE-Equities Sawgrass	912909108	US STEEL ORD	NA	NA	NA	90.00	06/29/2022	---	1,779.90	0.00	0.00	(149.10)	1,630.80	1,630.80	
STLUCIE-Equities Sawgrass	91324P102	UNITEDHEALTH GRP ORD	NA	NA	NA	50.00	12/09/2016	---	7,825.47	0.00	0.00	17,426.53	25,252.00	25,252.00	
STLUCIE-Equities Sawgrass	91324P102	UNITEDHEALTH GRP ORD	NA	NA	NA	30.00	06/29/2018	---	7,472.22	0.00	0.00	7,678.98	15,151.20	15,151.20	
STLUCIE-Equities Sawgrass	91324P102	UNITEDHEALTH GRP ORD	NA	NA	NA	20.00	07/19/2018	---	5,009.80	0.00	0.00	5,091.00	10,100.80	10,100.80	
STLUCIE-Equities Sawgrass	91324P102	UNITEDHEALTH GRP ORD	NA	NA	NA	50.00	04/17/2019	---	11,371.50	0.00	0.00	13,880.50	25,252.00	25,252.00	
STLUCIE-Equities Sawgrass	91324P102	UNITEDHEALTH GRP ORD	NA	NA	NA	25.00	07/19/2019	---	6,674.25	0.00	0.00	5,951.75	12,626.00	12,626.00	
STLUCIE-Equities Sawgrass	91324P102	UNITEDHEALTH GRP ORD	NA	NA	NA	100.00	09/02/2021	---	41,907.50	0.00	0.00	8,596.50	50,504.00	50,504.00	
STLUCIE-Equities Sawgrass	91324P102	UNITEDHEALTH GRP ORD	NA	NA	NA	7.00	05/06/2022	---	3,478.19	0.00	0.00	57.09	3,535.28	3,535.28	
STLUCIE-Equities Sawgrass	91324P102	UNITEDHEALTH GRP ORD	NA	NA	NA	11.00	08/17/2022	---	5,958.81	0.00	0.00	(403.37)	5,555.44	5,555.44	
STLUCIE-Equities Sawgrass	91324P102	UNITEDHEALTH GRP ORD	NA	NA	NA	23.00	09/23/2022	---	12,021.88	0.00	0.00	(405.96)	11,615.92	11,615.92	
STLUCIE-Equities Sawgrass	91336L107	UNIVAR SOLUTIONS ORD	NA	NA	NA	152.00	04/01/2022	---	4,905.59	0.00	0.00	(1,449.11)	3,456.48	3,456.48	
STLUCIE-Equities Sawgrass	91823B109	UWM HOLDINGS CL A ORD	NA	NA	NA	1,641.00	09/28/2022	---	5,259.41	0.00	0.00	(451.28)	4,808.13	4,808.13	
STLUCIE-Equities Sawgrass	92343V104	VERIZON COMMUNICATIONS ORD	NA	NA	NA	50.00	04/21/2022	---	2,694.25	0.00	0.00	(795.75)	1,898.50	1,898.50	
STLUCIE-Equities Sawgrass	92343V104	VERIZON COMMUNICATIONS ORD	NA	NA	NA	944.00	04/27/2022	---	47,782.54	0.00	0.00	(11,938.86)	35,843.68	35,843.68	
STLUCIE-Equities Sawgrass	92343V104	VERIZON COMMUNICATIONS ORD	NA	NA	NA	701.00	05/04/2022	---	32,792.92	0.00	0.00	(6,175.95)	26,616.97	26,616.97	
STLUCIE-Equities Sawgrass	92343V104	VERIZON COMMUNICATIONS ORD	NA	NA	NA	131.00	05/06/2022	---	6,243.87	0.00	0.00	(1,269.80)	4,974.07	4,974.07	
STLUCIE-Equities Sawgrass	92343V104	VERIZON COMMUNICATIONS ORD	NA	NA	NA	886.00	07/18/2022	---	44,582.90	0.00	0.00	(10,941.48)	33,641.42	33,641.42	
STLUCIE-Equities Sawgrass	92343V104	VERIZON COMMUNICATIONS ORD	NA	NA	NA	202.00	07/21/2022	---	10,209.08	0.00	0.00	(2,539.14)	7,669.94	7,669.94	
STLUCIE-Equities Sawgrass	92343V104	VERIZON COMMUNICATIONS ORD	NA	NA	NA	316.00	07/25/2022	---	14,897.82	0.00	0.00	(2,899.30)	11,998.52	11,998.52	
STLUCIE-Equities Sawgrass	92343V104	VERIZON COMMUNICATIONS ORD	NA	NA	NA	674.00	07/26/2022	---	29,970.56	0.00	0.00	(4,378.78)	25,591.78	25,591.78	
STLUCIE-Equities Sawgrass	92343V104	VERIZON COMMUNICATIONS ORD	NA	NA	NA	436.00	08/22/2022	---	19,295.62	0.00	0.00	(2,740.70)	16,554.92	16,554.92	
STLUCIE-Equities Sawgrass	92345Y106	VERISK ANALYTICS ORD	NA	NA	NA	110.00	07/07/2022	---	19,024.25	0.00	0.00	(265.95)	18,758.30	18,758.30	
STLUCIE-Equities Sawgrass	92345Y106	VERISK ANALYTICS ORD	NA	NA	NA	40.00	08/17/2022	---	8,116.40	0.00	0.00	(1,295.20)	6,821.20	6,821.20	
STLUCIE-Equities Sawgrass	92511U102	VERRA MOBILITY CL A ORD	NA	NA	NA	270.00	07/12/2022	---	4,388.90	0.00	0.00	(239.00)	4,149.90	4,149.90	
STLUCIE-Equities Sawgrass	92556D106	VIA RENEWABLES CL A ORD	NA	NA	NA	47.00	11/13/2020	---	435.22	0.00	0.00	(110.45)	324.77	324.77	
STLUCIE-Equities Sawgrass	92556D106	VIA RENEWABLES CL A ORD	NA	NA	NA	57.00	12/31/2020	---	541.36	0.00	0.00	(147.49)	393.87	393.87	
STLUCIE-Equities Sawgrass	92556D106	VIA RENEWABLES CL A ORD	NA	NA	NA	178.00	01/27/2021	---	1,945.54	0.00	0.00	(715.56)	1,229.98	1,229.98	
STLUCIE-Equities Sawgrass	92556D106	VIA RENEWABLES CL A ORD	NA	NA	NA	271.00	03/16/2021	---	2,914.39	0.00	0.00	(1,041.78)	1,872.61	1,872.61	
STLUCIE-Equities Sawgrass	92556D106	VIA RENEWABLES CL A ORD	NA	NA	NA	91.00	03/31/2021	---	956.83	0.00	0.00	(328.02)	628.81	628.81	
STLUCIE-Equities Sawgrass	928254101	VIRTU FINANCIAL CL A ORD	NA	NA	NA	175.00	12/30/2021	---	4,999.19	0.00	0.00	(1,364.44)	3,634.75	3,634.75	
STLUCIE-Equities Sawgrass	92826C839	VISA CL A ORD	NA	NA	NA	77.00	06/28/2022	---	15,774.19	0.00	0.00	(2,095.14)	13,679.05	13,679.05	
STLUCIE-Equities Sawgrass	92826C839	VISA CL A ORD	NA	NA	NA	312.00	08/17/2022	---	65,647.92	0.00	0.00	(10,221.12)	55,426.80	55,426.80	
STLUCIE-Equities Sawgrass	92839U206	VISTEON ORD	NA	NA	NA	12.00	09/22/2022	---	1,552.02	0.00	0.00	(279.30)	1,272.72	1,272.72	
STLUCIE-Equities Sawgrass	929236107	WD-40 ORD	NA	NA	NA	30.00	12/30/2021	---	7,365.34	0.00	0.00	(2,093.14)	5,272.20	5,272.20	
STLUCIE-Equities Sawgrass	942622200	WATSCO ORD	NA	NA	NA	15.00	04/01/2022	---	4,614.53	0.00	0.00	(752.63)	3,861.90	3,861.90	
STLUCIE-Equities Sawgrass	950755108	WERNER ENTERPRISES ORD	NA	NA	NA	135.00	12/30/2021	---	6,417.90	17.55	0.00	(1,341.90)	5,076.00	5,076.00	

**ST. LUCIE COUNTY BOARD OF COUNTY COMMISSIONERS
INVESTMENT PORTFOLIO
AS OF SEPTEMBER 30, 2022**

Account	Identifier	Description	S&P Rating	Fitch Rating	Moody's Rating	Current Units	Settle Date	Final Maturity	Book Value	Interest Due	Accrued Balance	Net Unrealized Gain/Loss	Market Value	Market Value + Accrued
STLUCIE-Equities Sawgrass	959802109	WESTERN UNION ORD	NA	NA	NA	310.00	12/30/2021	---	5,547.45	0.00	0.00	(1,362.45)	4,185.00	4,185.00
STLUCIE-Equities Sawgrass	971378104	WILLSCOT MOBILE MINI HOLDIN CL A ORD	NA	NA	NA	158.00	09/14/2021	---	4,521.11	0.00	0.00	1,851.03	6,372.14	6,372.14
STLUCIE-Equities Sawgrass	971378104	WILLSCOT MOBILE MINI HOLDIN CL A ORD	NA	NA	NA	92.00	06/13/2022	---	3,381.70	0.00	0.00	328.66	3,710.36	3,710.36
STLUCIE-Equities Sawgrass	974250102	WINMARK ORD	NA	NA	NA	8.00	01/27/2021	---	1,453.36	0.00	0.00	277.36	1,730.72	1,730.72
STLUCIE-Equities Sawgrass	974250102	WINMARK ORD	NA	NA	NA	15.00	03/16/2021	---	2,745.62	0.00	0.00	499.48	3,245.10	3,245.10
STLUCIE-Equities Sawgrass	981475106	WORLD FUEL SERVICES ORD	NA	NA	NA	14.00	02/28/2020	---	434.70	1.96	0.00	(106.54)	328.16	328.16
STLUCIE-Equities Sawgrass	981475106	WORLD FUEL SERVICES ORD	NA	NA	NA	12.00	09/29/2020	---	256.50	1.68	0.00	24.78	281.28	281.28
STLUCIE-Equities Sawgrass	981475106	WORLD FUEL SERVICES ORD	NA	NA	NA	47.00	01/27/2021	---	1,523.74	6.58	0.00	(422.06)	1,101.68	1,101.68
STLUCIE-Equities Sawgrass	981475106	WORLD FUEL SERVICES ORD	NA	NA	NA	10.00	02/01/2021	---	320.90	1.40	0.00	(86.50)	234.40	234.40
STLUCIE-Equities Sawgrass	981475106	WORLD FUEL SERVICES ORD	NA	NA	NA	79.00	03/16/2021	---	2,811.52	11.06	0.00	(959.76)	1,851.76	1,851.76
STLUCIE-Equities Sawgrass	981475106	WORLD FUEL SERVICES ORD	NA	NA	NA	7.00	03/31/2021	---	248.86	0.98	0.00	(84.78)	164.08	164.08
STLUCIE-Equities Sawgrass	981475106	WORLD FUEL SERVICES ORD	NA	NA	NA	31.00	10/01/2021	---	1,038.87	4.34	0.00	(312.23)	726.64	726.64
STLUCIE-Equities Sawgrass	981475106	WORLD FUEL SERVICES ORD	NA	NA	NA	135.00	12/30/2021	---	3,665.56	18.90	0.00	(501.16)	3,164.40	3,164.40
STLUCIE-Equities Sawgrass	981475106	WORLD FUEL SERVICES ORD	NA	NA	NA	64.00	09/28/2022	---	1,490.76	0.00	0.00	9.40	1,500.16	1,500.16
STLUCIE-Equities Sawgrass	98156Q108	WORLD WRESTLING ENTERTAINM CL A ORD	NA	NA	NA	34.00	08/05/2022	---	2,419.96	0.00	0.00	(34.18)	2,385.78	2,385.78
STLUCIE-Equities Sawgrass	98421M106	XEROX HOLDINGS ORD	NA	NA	NA	66.00	07/01/2020	---	1,007.49	16.50	0.00	(144.21)	863.28	863.28
STLUCIE-Equities Sawgrass	98421M106	XEROX HOLDINGS ORD	NA	NA	NA	5.00	09/29/2020	---	89.25	1.25	0.00	(23.85)	65.40	65.40
STLUCIE-Equities Sawgrass	98421M106	XEROX HOLDINGS ORD	NA	NA	NA	6.00	12/31/2020	---	139.74	1.50	0.00	(61.26)	78.48	78.48
STLUCIE-Equities Sawgrass	98421M106	XEROX HOLDINGS ORD	NA	NA	NA	121.00	01/27/2021	---	2,488.99	30.25	0.00	(906.31)	1,582.68	1,582.68
STLUCIE-Equities Sawgrass	98421M106	XEROX HOLDINGS ORD	NA	NA	NA	8.00	02/01/2021	---	167.24	2.00	0.00	(62.60)	104.64	104.64
STLUCIE-Equities Sawgrass	98421M106	XEROX HOLDINGS ORD	NA	NA	NA	188.00	03/16/2021	---	5,022.98	47.00	0.00	(2,563.94)	2,459.04	2,459.04
STLUCIE-Equities Sawgrass	98421M106	XEROX HOLDINGS ORD	NA	NA	NA	17.00	03/31/2021	---	413.53	4.25	0.00	(191.17)	222.36	222.36
STLUCIE-Equities Sawgrass	98986M103	ZYNEX ORD	NA	NA	NA	341.00	09/29/2022	---	3,090.96	0.00	0.00	1.91	3,092.87	3,092.87
STLUCIE-Equities Sawgrass	G0176J109	ALLEGION ORD	NA	NA	NA	38.00	06/30/2021	---	5,282.35	0.00	0.00	(1,874.51)	3,407.84	3,407.84
STLUCIE-Equities Sawgrass	G0176J109	ALLEGION ORD	NA	NA	NA	3.00	10/01/2021	---	406.86	0.00	0.00	(137.82)	269.04	269.04
STLUCIE-Equities Sawgrass	G0176J109	ALLEGION ORD	NA	NA	NA	15.00	12/30/2021	---	1,956.68	0.00	0.00	(611.48)	1,345.20	1,345.20
STLUCIE-Equities Sawgrass	G0176J109	ALLEGION ORD	NA	NA	NA	13.00	09/28/2022	---	1,178.35	0.00	0.00	(12.51)	1,165.84	1,165.84
STLUCIE-Equities Sawgrass	G02602103	AMDOCS ORD	NA	NA	NA	23.00	02/28/2020	---	1,575.50	9.09	0.00	251.85	1,827.35	1,827.35
STLUCIE-Equities Sawgrass	G02602103	AMDOCS ORD	NA	NA	NA	3.00	12/31/2020	---	211.56	1.19	0.00	26.79	238.35	238.35
STLUCIE-Equities Sawgrass	G02602103	AMDOCS ORD	NA	NA	NA	38.00	01/27/2021	---	2,687.74	15.01	0.00	331.36	3,019.10	3,019.10
STLUCIE-Equities Sawgrass	G02602103	AMDOCS ORD	NA	NA	NA	54.00	03/16/2021	---	4,316.44	21.33	0.00	(26.14)	4,290.30	4,290.30
STLUCIE-Equities Sawgrass	G02602103	AMDOCS ORD	NA	NA	NA	6.00	03/31/2021	---	491.46	2.37	0.00	(14.76)	476.70	476.70
STLUCIE-Equities Sawgrass	G02602103	AMDOCS ORD	NA	NA	NA	9.00	06/30/2021	---	704.43	3.56	0.00	10.62	715.05	715.05
STLUCIE-Equities Sawgrass	G1151C101	ACCENTURE CL A ORD	NA	NA	NA	110.00	09/02/2021	---	37,060.38	0.00	0.00	(8,757.38)	28,303.00	28,303.00
STLUCIE-Equities Sawgrass	G1151C101	ACCENTURE CL A ORD	NA	NA	NA	17.00	06/28/2022	---	5,077.66	0.00	0.00	(703.56)	4,374.10	4,374.10
STLUCIE-Equities Sawgrass	G1151C101	ACCENTURE CL A ORD	NA	NA	NA	151.00	08/17/2022	---	47,975.72	0.00	0.00	(9,123.42)	38,852.30	38,852.30
STLUCIE-Equities Sawgrass	G2717B108	CUSHMAN AND WAKEFIELD ORD	NA	NA	NA	27.00	02/28/2020	---	472.30	0.00	0.00	(163.15)	309.15	309.15
STLUCIE-Equities Sawgrass	G2717B108	CUSHMAN AND WAKEFIELD ORD	NA	NA	NA	27.00	09/29/2020	---	279.59	0.00	0.00	29.56	309.15	309.15
STLUCIE-Equities Sawgrass	G2717B108	CUSHMAN AND WAKEFIELD ORD	NA	NA	NA	5.00	12/31/2020	---	76.60	0.00	0.00	(19.35)	57.25	57.25
STLUCIE-Equities Sawgrass	G2717B108	CUSHMAN AND WAKEFIELD ORD	NA	NA	NA	101.00	01/27/2021	---	1,511.47	0.00	0.00	(355.02)	1,156.45	1,156.45
STLUCIE-Equities Sawgrass	G2717B108	CUSHMAN AND WAKEFIELD ORD	NA	NA	NA	154.00	03/16/2021	---	2,686.68	0.00	0.00	(923.38)	1,763.30	1,763.30
STLUCIE-Equities Sawgrass	G2717B108	CUSHMAN AND WAKEFIELD ORD	NA	NA	NA	16.00	03/31/2021	---	263.28	0.00	0.00	(80.08)	183.20	183.20
STLUCIE-Equities Sawgrass	G29183103	EATON ORD	NA	NA	NA	145.00	01/14/2019	---	10,165.34	0.00	0.00	9,171.86	19,337.20	19,337.20
STLUCIE-Equities Sawgrass	G29183103	EATON ORD	NA	NA	NA	125.00	04/17/2019	---	10,449.35	0.00	0.00	6,220.65	16,670.00	16,670.00
STLUCIE-Equities Sawgrass	G29183103	EATON ORD	NA	NA	NA	275.00	07/19/2019	---	22,142.67	0.00	0.00	14,531.33	36,674.00	36,674.00
STLUCIE-Equities Sawgrass	G3922B107	GENPACT ORD	NA	NA	NA	17.00	02/28/2020	---	713.65	0.00	0.00	30.44	744.09	744.09
STLUCIE-Equities Sawgrass	G3922B107	GENPACT ORD	NA	NA	NA	4.00	07/01/2020	---	145.20	0.00	0.00	29.88	175.08	175.08
STLUCIE-Equities Sawgrass	G3922B107	GENPACT ORD	NA	NA	NA	31.00	01/27/2021	---	1,283.40	0.00	0.00	73.47	1,356.87	1,356.87
STLUCIE-Equities Sawgrass	G3922B107	GENPACT ORD	NA	NA	NA	4.00	02/01/2021	---	155.72	0.00	0.00	19.36	175.08	175.08
STLUCIE-Equities Sawgrass	G3922B107	GENPACT ORD	NA	NA	NA	50.00	03/16/2021	---	2,138.39	0.00	0.00	50.11	2,188.50	2,188.50
STLUCIE-Equities Sawgrass	G3922B107	GENPACT ORD	NA	NA	NA	97.00	04/01/2022	---	4,277.16	0.00	0.00	(31.47)	4,245.69	4,245.69
STLUCIE-Equities Sawgrass	G54050102	LAZARD CL A ORD	NA	NA	NA	137.00	09/28/2022	---	4,527.17	0.00	0.00	(166.46)	4,360.71	4,360.71
STLUCIE-Equities Sawgrass	N72482123	QIAGEN ORD	NA	NA	NA	13.00	03/31/2020	---	525.85	0.00	0.00	10.79	536.64	536.64
STLUCIE-Equities Sawgrass	N72482123	QIAGEN ORD	NA	NA	NA	24.00	01/27/2021	---	1,294.85	0.00	0.00	(304.13)	990.72	990.72
STLUCIE-Equities Sawgrass	N72482123	QIAGEN ORD	NA	NA	NA	36.00	03/16/2021	---	1,718.46	0.00	0.00	(232.38)	1,486.08	1,486.08
STLUCIE-Equities Sawgrass	N72482123	QIAGEN ORD	NA	NA	NA	36.00	03/31/2021	---	1,743.98	0.00	0.00	(257.90)	1,486.08	1,486.08
STLUCIE-Equities Sawgrass	N72482123	QIAGEN ORD	NA	NA	NA	18.00	06/30/2021	---	885.60	0.00	0.00	(142.56)	743.04	743.04
STLUCIE-Equities Sawgrass	N72482123	QIAGEN ORD	NA	NA	NA	80.00	12/30/2021	---	4,465.93	0.00	0.00	(1,163.53)	3,302.40	3,302.40
STLUCIE-Equities Sawgrass	464287630	ISHARES:RUSS 2000 VL ETF	NA	NA	NA	876.00	12/08/2016	---	102,229.11	0.00	0.00	10,713.57	112,942.68	112,942.68
STLUCIE-Equities Sawgrass	464287630	ISHARES:RUSS 2000 VL ETF	NA	NA	NA	130.00	12/20/2019	---	16,679.00	0.00	0.00	81.90	16,760.90	16,760.90
STLUCIE-Equities Sawgrass	46429B689	ISHARES:MSCI MV EAFE MVF	NA	NA	NA	4,759.00	07/22/2016	---	317,425.30	0.00	0.00	(46,114.71)	271,310.59	271,310.59
STLUCIE-Equities Sawgrass	46429B689	ISHARES:MSCI MV EAFE MVF	NA	NA	NA	482.00	12/08/2016	---	29,879.08	0.00	0.00	(2,400.26)	27,478.82	27,478.82
STLUCIE-Equities Sawgrass	46429B689	ISHARES:MSCI MV EAFE MVF	NA	NA	NA	320.00	05/30/2018	---	23,632.00	0.00	0.00	(5,388.80)	18,243.20	18,243.20
STLUCIE-Equities Sawgrass	46429B689	ISHARES:MSCI MV EAFE MVF	NA	NA	NA	480.00	12/20/2019	---	35,496.00	0.00	0.00	(8,131.20)	27,364.80	27,364.80
STLUCIE-Equities Sawgrass	81369Y886	SEL SECTOR:UTIL SPDR	NA	NA	NA	896.00	05/19/2022	---	64,430.73	0.00	0.00	(5,733.77)	58,696.96	58,696.96
STLUCIE-Equities Sawgrass	922042775	VANGUARD FTSE XUS ETF	NA	NA	NA	9,250.00	12/08/2016	---	407,925.00	0.00	0.00	2,405.00	410,330.00	410,330.00
STLUCIE-Equities Sawgrass	922042775	VANGUARD FTSE XUS ETF	NA	NA	NA	540.00	05/30/2018	---	29,314.93	0.00	0.00	(5,360.53)	23,954.40	23,954.40
STLUCIE-Equities Sawgrass	922042775	VANGUARD FTSE XUS ETF	NA	NA	NA	840.00	12/20/2019	---	45,334.30	0.00	0.00	(8,071.90)	37,262.40	37,262.40
STLUCIE-Equities Sawgrass	922042858	VANGUARD EM ST I ETF	NA	NA	NA	1,578.00	12/08/2016	---	56,934.08	0.00	0.00	647.14	57,581.22	57,581.22

**ST. LUCIE COUNTY BOARD OF COUNTY COMMISSIONERS
INVESTMENT PORTFOLIO
AS OF SEPTEMBER 30, 2022**

Account	Identifier	Description	S&P Rating	Fitch Rating	Moody's Rating	Current Units	Settle Date	Final Maturity	Book Value	Interest Due	Accrued Balance	Net Unrealized Gain/Loss	Market Value	Market Value + Accrued
STLUCIE-Equities Sawgrass	922042858	VANGUARD EM ST I ETF	NA	NA	NA	190.00	12/20/2019	---	8,467.35	0.00	0.00	(1,534.25)	6,933.10	6,933.10
STLUCIE-Equities Sawgrass	922042858	VANGUARD EM ST I ETF	NA	NA	NA	560.00	12/14/2016	---	20,572.05	0.00	0.00	(137.65)	20,434.40	20,434.40
STLUCIE-Equities Sawgrass	922042858	VANGUARD EM ST I ETF	NA	NA	NA	130.00	05/30/2018	---	5,869.50	0.00	0.00	(1,125.80)	4,743.70	4,743.70
									8,618,177.56	4,343.03	0.00	(174,095.17)	8,444,082.38	8,444,082.38
Total									443,343,313.54	11,123.52	714,484.72	(13,529,315.68)	429,813,997.86	430,528,482.58