



MICHELLE R. MILLER
CLERK & COMPTROLLER
ST. LUCIE COUNTY, FLORIDA

August 3, 2023

The Honorable, Cathy Townsend, Chair
St. Lucie County Board of County Commissioners
2300 Virginia Avenue
Fort Pierce, Florida 34982

Re: Investment Report for Quarter Ending June 30, 2023

Dear Cathy,

I am pleased to share with you the 3rd Quarter Investment Report for the fiscal year 2023.

The Investment Report includes the following:

- Investment Summary
- Portfolio Diversification, Maturity Distribution, Issuer Concentration, and Top 10 Holdings charts
- Investment Portfolio Detail

All investment activities were in compliance with the bid process as outlined in the Investment Policy. All of the investment categories and portfolio composition percentages are in accordance with the Investment Policy approved by the Board of County Commissioners.

The information is provided to you, the Honorable Members of the Board of County Commissioners, and the Investment Committee as required by the Investment Policy. Please do not hesitate to contact our office should you have questions.

Cordially,

Michelle R. Miller, CFCC
Clerk & Comptroller

Enclosures

August 3, 2023

The Honorable, Cathy Townsend, Chair

cc:

District 1 Commissioner, Chris Dzadoovsky

District 2 Commissioner, Larry Leet

District 3 Commissioner, Linda Bartz

District 4 Commissioner, Jamie Fowler

George Landry, County Administrator

Dan McIntyre, County Attorney

Jennifer Hill, OMB Director

Investment Committee Members

Budget Committee Members

**ST LUCIE COUNTY, FLORIDA
BOARD OF COUNTY COMMISSIONERS
INVESTMENT SUMMARY
AS OF JUNE 30, 2023**

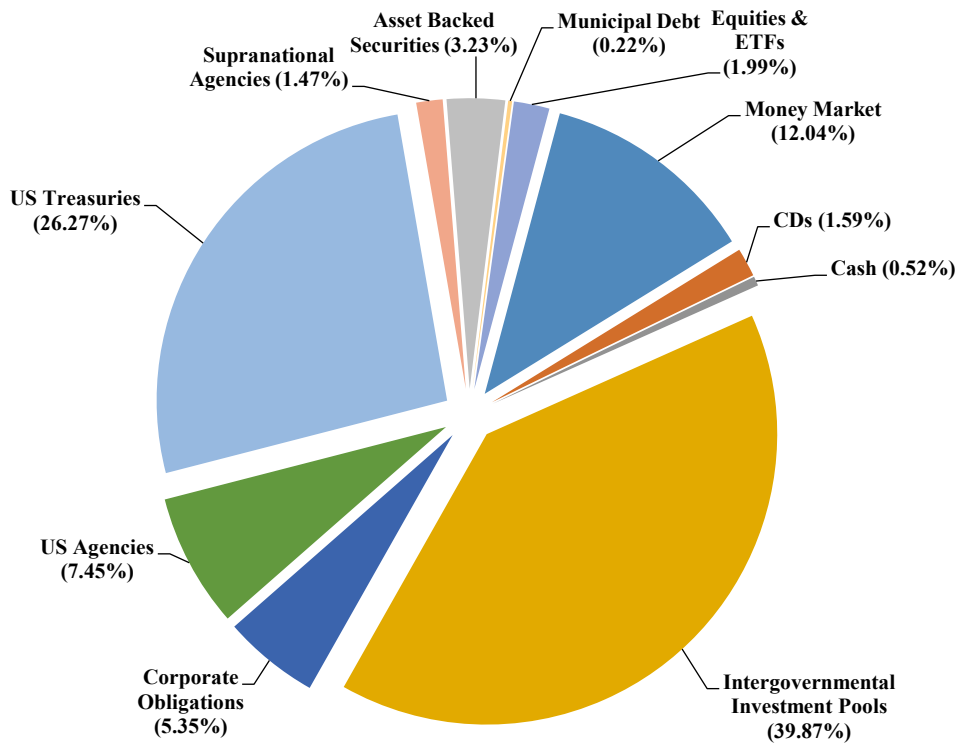
Portfolio Composition	Dollars Invested	Market Value Plus Accrued	Percentage of Total Portfolio	Maximum Allowable Percentage
<i>CASH</i>	\$ 2,600,185	\$ 2,600,185	0.52%	25%
<i>MONEY MARKET</i>	60,389,233	60,389,233	12.04%	80%
<i>CERTIFICATES OF DEPOSIT</i>	8,000,000	8,000,000	1.59%	40%
<i>INTERGOVERNMENTAL INVESTMENT POOLS</i>	200,020,448	200,020,448	39.87%	50%
<i>CORPORATE OBLIGATIONS</i>	27,907,074	26,832,239	5.35%	50%
<i>US AGENCIES</i>	38,453,006	37,351,078	7.45%	50%
<i>US TREASURIES</i>	136,919,764	131,813,763	26.27%	100%
<i>SUPRANATIONAL AGENCIES</i>	7,571,953	7,353,462	1.47%	25%
<i>ASSET BACKED SECURITIES</i>	16,727,330	16,221,025	3.23%	25%
<i>MUNICIPAL DEBT</i>	1,101,529	1,100,314	0.22%	25%
<i>EQUITIES and EXCHANGE TRADED FUNDS</i>	8,581,150	9,962,714	1.99%	10%
TOTAL INVESTMENTS	\$ 508,271,672	\$ 501,644,461	100%	

Cash and Fixed Income Summary	
Risk Metric	Value
Cash	\$2,600,185
Money Market, CDs & Intergovernmental Investment Pools	\$268,409,681
Fixed Income	\$220,671,881
Years to Final Maturity	1.26
Book Yield (1)	1.226%
Yield (2)	4.89%
Average Credit Rating	AA/Aa2/AA

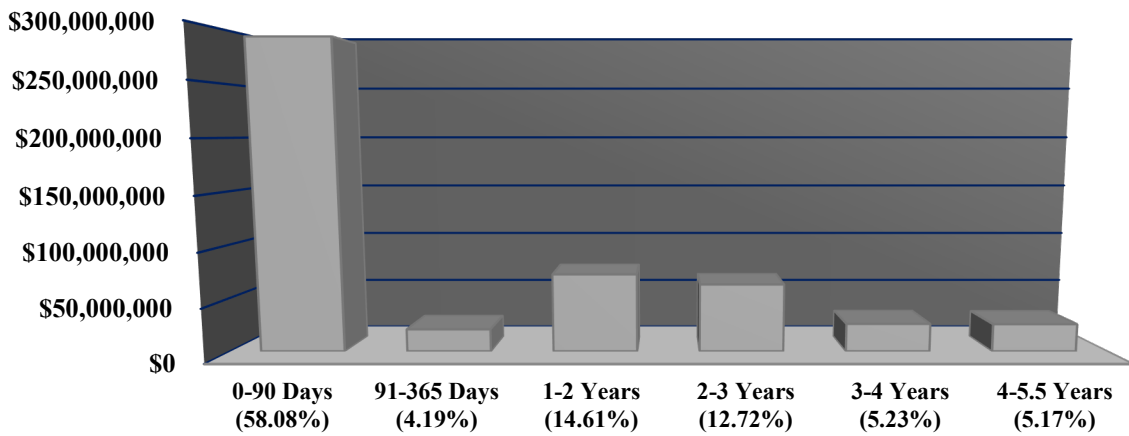
(1) Book Yield - Book yield (purchase yield) is the rate that all future cash flows discounted to the book value. This is a projected return at time of purchase.

(2) Yield - Yield (current yield) is a bond's annual return on its annual coupon payments and current market price.

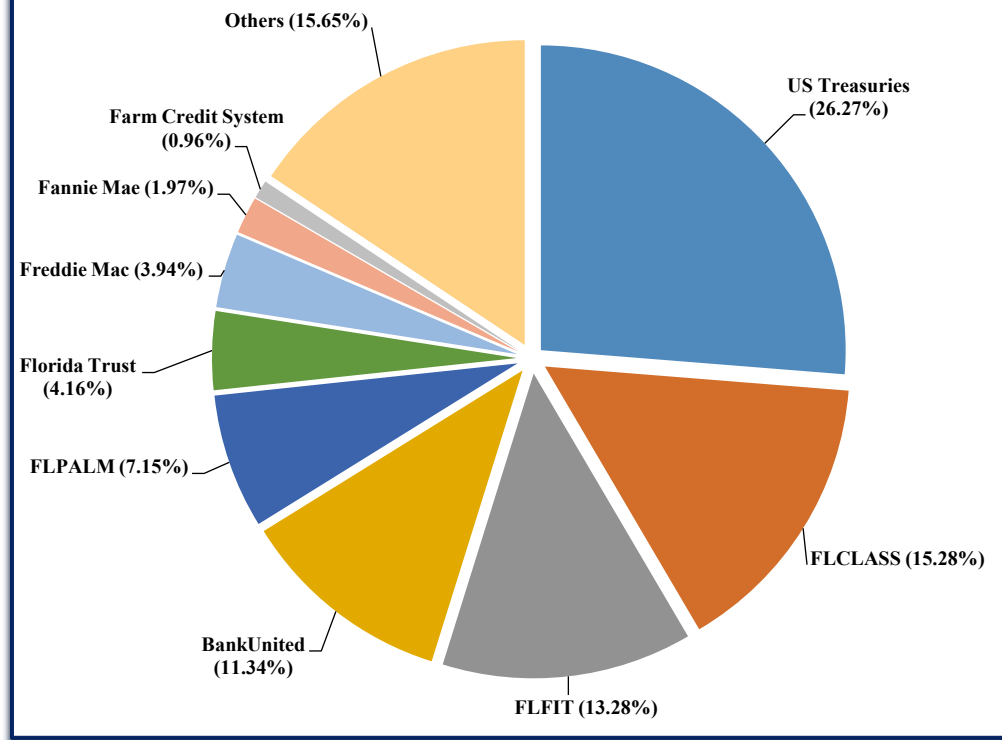
Portfolio Diversification



Maturity Distribution



Issuer Concentration



Top Ten Holdings

Rank	Issuer Name	Book Value	Market Value Plus Accrued	% of Market Plus Accrued
1	US Treasuries	\$ 136,919,764	\$ 131,813,763	26.27%
2	FLCLASS	76,674,466	76,674,466	15.28%
3	FLFIT	66,606,899	66,606,899	13.28%
4	BankUnited Money Market Account	56,892,274	56,892,274	11.34%
5	FLPALM	35,864,106	35,864,106	7.15%
6	Florida Trust	20,874,977	20,874,977	4.16%
7	Freddie Mac	19,446,042	19,102,585	3.94%
8	Fannie Mae	9,631,867	9,393,272	1.97%
9	Farm Credit System	4,838,537	4,606,004	0.96%
10	Asian Development Bank	4,652,001	4,506,438	0.90%
Total		\$ 432,400,933	\$ 426,334,784	85.25%

**ST. LUCIE COUNTY BOARD OF COUNTY COMMISSIONERS
INVESTMENT PORTFOLIO
AS OF JUNE 30, 2023**

Account	Identifier	Description	S&P Rating	Fitch Rating	Moody's Rating	Current Units	Settle Date	Final Maturity	Book Value	Interest Due	Accrued Balance	Net Unrealized Gain/Loss	Market Value	Market Value + Accrued
CASH														
STLUCIE-PFM	CCYUSD	Receivable	AAA	---	Aaa	419.15	---	06/30/2023	419.15	0.00	0.00	0.00	419.15	419.15
STLUCIE-Sawgrass	CCYUSD	Receivable	AAA	---	Aaa	959.51	---	06/30/2023	959.51	0.00	0.00	0.00	959.51	959.51
STLUCIE-Cash Sol	CCYUSD	Cash	AAA	---	Aaa	6.44	---	06/30/2023	6.44	0.00	0.00	0.00	6.44	6.44
STLUCIE-Cash Sol	CCYUSD	Receivable	AAA	---	Aaa	26.97	---	06/30/2023	26.97	0.00	0.00	0.00	26.97	26.97
STLUCIE-CDs	CCYUSD	Cash	AAA	---	Aaa	4,440,397.64	---	06/30/2023	4,440,397.64	0.00	0.00	0.00	4,440,397.64	4,440,397.64
STLUCIE-Payden & Rygel	CCYUSD	Payable	AAA	---	Aaa	(1,852,672.94)	---	06/30/2023	(1,852,672.94)	0.00	0.00	0.00	(1,852,672.94)	(1,852,672.94)
STLUCIE-Payden & Rygel	CCYUSD	Receivable	AAA	---	Aaa	4,575.37	---	06/30/2023	4,575.37	0.00	0.00	0.00	4,575.37	4,575.37
STLUCIE-Equities Sawgrass	CCYUSD	Cash	AAA	---	Aaa	(0.02)	---	06/30/2023	(0.02)	0.00	0.00	0.00	(0.02)	(0.02)
STLUCIE-Equities Sawgrass	CCYUSD	Receivable	AAA	---	Aaa	6,472.42	---	06/30/2023	6,472.42	0.00	0.00	0.00	6,472.42	6,472.42
									2,600,184.54	0.00	0.00	0.00	2,600,184.54	2,600,184.54
MONEY MARKET														
STLUCIE-PFM	31846V443	FIRST AMER:GVT OBLG V	AAAm	---	Aaa	19,150.98	---	06/30/2023	19,150.98	419.15	0.00	0.00	19,150.98	19,150.98
STLUCIE-Sawgrass	31846V443	FIRST AMER:GVT OBLG V	AAAm	---	Aaa	53,901.59	---	06/30/2023	53,901.59	959.51	0.00	0.00	53,901.59	53,901.59
STLUCIE-Cash Sol	31846V443	FIRST AMER:GVT OBLG V	AAAm	---	Aaa	6,795.07	---	06/30/2023	6,795.07	26.97	0.00	0.00	6,795.07	6,795.07
STLUCIE-Payden & Rygel	31846V443	FIRST AMER:GVT OBLG V	AAAm	---	Aaa	2,869,834.16	---	06/30/2023	2,869,834.16	4,575.37	0.00	0.00	2,869,834.16	2,869,834.16
STLUCIE-Equities Sawgrass	31846V443	FIRST AMER:GVT OBLG V	AAAm	---	Aaa	547,276.88	---	06/30/2023	547,276.88	2,500.43	0.00	0.00	547,276.88	547,276.88
STLUCIE-PFM	60934N625	FEDERATED HRMS PCO WLTH	AAAm	---	Aaa	0.00	12/04/2012	06/30/2023	0.00	(0.00)	0.00	0.00	0.00	0.00
STLUCIE-Payden & Rygel	60934N625	FEDERATED HRMS PCO WLTH	AAAm	---	Aaa	0.00	12/04/2012	06/30/2023	0.00	(0.00)	0.00	0.00	0.00	0.00
St Lucie - BankUnited	BANKUNITED	IDP Bank Holdings	NA	---	NA	56,892,274.31	---	06/30/2023	56,892,274.31	0.00	0.00	0.00	56,892,274.31	56,892,274.31
									60,389,232.99	8,481.43	0.00	0.00	60,389,232.99	60,389,232.99
CDs														
St Lucie - Seacoast Nat Bank	SEACOAST	IDP Bank Holdings	NA	---	NA	2,000,000.00	01/27/2023	10/26/2023	2,000,000.00	0.00	0.00	0.00	2,000,000.00	2,000,000.00
St Lucie - Seacoast Nat Bank	SEACOAST	IDP Bank Holdings	NA	---	NA	2,000,000.00	01/27/2023	01/26/2024	2,000,000.00	0.00	0.00	0.00	2,000,000.00	2,000,000.00
St Lucie - TD Bank	TDBANK	IDP Bank Holdings	NA	---	NA	4,000,000.00	01/27/2023	07/26/2023	2,000,000.00	0.00	0.00	0.00	2,000,000.00	2,000,000.00
St Lucie - TD Bank	TDBANK	IDP Bank Holdings	NA	---	NA	4,000,001.00	01/27/2023	10/26/2023	2,000,000.00	0.00	0.00	0.00	2,000,000.00	2,000,000.00
									8,000,000.00	0.00	0.00	0.00	8,000,000.00	8,000,000.00
INTERGOVERNMENTAL INVESTMENT POOLS														
St Lucie - FLPALM	FLPALM	Florida Education Investment Trust Fund	NA	---	NA	35,864,105.65	---	06/30/2023	35,864,105.65	0.00	0.00	0.00	35,864,105.65	35,864,105.65
St Lucie - Florida Cooperative	FLCLASS	FLORIDA LOCAL CLASS	NA	---	NA	76,674,466.28	---	06/30/2023	76,674,466.28	0.00	0.00	0.00	76,674,466.28	76,674,466.28
St Lucie - FLFIT	FLFIT	FLORIDA LOCAL CLASS	NA	---	NA	66,606,899.34	---	06/30/2023	66,606,899.34	0.00	0.00	0.00	66,606,899.34	66,606,899.34
STLUCIE-FL Trst	FLGIT-DAY-T	FLGIT Day-To-Day Fund	NA	---	NA	20,874,977.21	---	06/30/2023	20,874,977.21	0.00	0.00	0.00	20,874,977.21	20,874,977.21
									200,020,448.48	0.00	0.00	0.00	200,020,448.48	200,020,448.48
CORPORATE OBLIGATIONS														
STLUCIE-Sawgrass	023135BQ8	AMAZON.COM INC	AA	---	A1	320,000.00	06/03/2020	06/03/2025	319,875.20	0.00	199.11	(24,300.80)	295,574.40	295,773.51
STLUCIE-Sawgrass	023135BQ8	AMAZON.COM INC	AA	---	A1	1,000,000.00	03/02/2022	06/03/2025	965,430.00	0.00	622.22	(41,760.00)	923,670.00	924,292.22
STLUCIE-Sawgrass	023135BX3	AMAZON.COM INC	AA	---	A1	310,000.00	05/12/2021	05/12/2026	308,660.80	0.00	421.94	(29,961.50)	278,699.30	279,121.24
STLUCIE-Sawgrass	025816BW8	AMERICAN EXPRESS CO	BBB+	---	A2	710,000.00	05/04/2022	08/03/2023	718,292.80	0.00	10,799.89	(8,292.80)	710,000.00	720,799.89
STLUCIE-Sawgrass	025816CQ0	AMERICAN EXPRESS CO	BBB+	---	A2	380,000.00	03/10/2023	03/04/2025	357,257.00	0.00	2,778.75	2,644.80	359,901.80	362,680.55
STLUCIE-Sawgrass	037833DT4	APPLE INC	AA+	---	Aaa	500,000.00	03/23/2021	05/11/2025	502,770.00	0.00	781.25	(36,925.00)	465,845.00	466,626.25
STLUCIE-Sawgrass	037833ES5	APPLE INC	AA+	---	Aaa	300,000.00	05/10/2023	05/08/2026	300,000.00	0.00	1,878.93	(1,290.00)	298,710.00	300,588.93
STLUCIE-Sawgrass	037833ET3	APPLE INC	AA+	---	Aaa	500,000.00	05/10/2023	05/10/2028	499,035.00	0.00	2,833.33	(7,160.00)	491,875.00	494,708.33
STLUCIE-Sawgrass	05531FBH5	TRUIST FINANCIAL CORP	A-	---	A3	605,000.00	10/24/2019	08/01/2024	612,562.50	0.00	6,302.08	(31,478.15)	581,084.35	587,386.43
STLUCIE-Sawgrass	06051GJY6	BANK OF AMERICA CORP	A-	---	A1	310,000.00	06/14/2021	06/14/2024	310,000.00	0.00	800.66	(465.00)	309,535.00	310,335.66
STLUCIE-Sawgrass	06051GJY6	BANK OF AMERICA CORP	A-	---	A1	1,000,000.00	06/16/2021	06/14/2024	1,000,610.00	0.00	2,582.78	(2,110.00)	998,500.00	1,001,082.78
STLUCIE-Sawgrass	06051GJY6	BANK OF AMERICA CORP	A-	---	A1	750,000.00	03/02/2022	06/14/2024	736,890.00	0.00	1,937.09	(11,985.00)	748,875.00	750,812.09
STLUCIE-Sawgrass	06406FAD5	BANK OF NEW YORK MELLON CORP	A	---	A1	1,000,000.00	04/01/2019	08/16/2023	975,520.00	0.00	8,250.00	20,400.00	995,920.00	1,004,170.00
STLUCIE-Sawgrass	06406FAD5	BANK OF NEW YORK MELLON CORP	A	---	A1	500,000.00	06/16/2021	08/16/2023	519,125.00	0.00	4,125.00	(21,165.00)	497,960.00	502,085.00
STLUCIE-Sawgrass	14913Q3B3	CATERPILLAR FINANCIAL SERVICES CORP	A	---	A2	520,000.00	10/29/2020	11/08/2024	552,177.60	0.00	1,645.94	(53,892.80)	498,284.80	499,930.74
STLUCIE-Sawgrass	14913Q3B3	CATERPILLAR FINANCIAL SERVICES CORP	A	---	A2	500,000.00	02/04/2021	11/08/2024	530,180.00	0.00	1,582.64	(51,060.00)	479,120.00	480,702.64
STLUCIE-Sawgrass	14913Q3B3	CATERPILLAR FINANCIAL SERVICES CORP	A	---	A2	500,000.00	06/16/2021	11/08/2024	527,020.00	0.00	1,582.64	(47,900.00)	479,120.00	480,702.64
STLUCIE-Sawgrass	14913R2C0	CATERPILLAR FINANCIAL SERVICES CORP	A	---	A2	500,000.00	08/16/2021	05/15/2025	510,760.00	0.00	926.39	(44,625.00)	466,135.00	467,061.39
STLUCIE-Sawgrass	166756AE6	CHEVRON USA INC	AA-	---	Aa2	570,000.00	08/12/2020	08/12/2025	570,000.00	0.00	1,511.97	(49,339.20)	520,660.80	522,172.77
STLUCIE-Sawgrass	166756AE6	CHEVRON USA INC	AA-	---	Aa2	1,250,000.00	10/28/2021	08/12/2025	1,228,912.50	0.00	3,315.73	(87,112.50)	1,141,800.00	1,145,115.73
STLUCIE-Sawgrass	172967MT5	CTIGROUP INC	BBB+	---	A3	425,000.00	11/12/2020	10/30/2024	426,160.25	0.00	558.83	(8,665.75)	417,494.50	418,053.33
STLUCIE-Sawgrass	24422EWJ4	JOHN DEERE CAPITAL CORP	A	---	A2	1,250,000.00	09/12/2022	09/08/2025	1,252,362.50	0.00	15,890.63	(29,237.50)	1,223,125.00	1,239,015.63
STLUCIE-Sawgrass	29736RAS9	ESTEE LAUDER COMPANIES INC	A+	---	A1	500,000.00	05/12/2023	05/15/2028	499,485.00	0.00	2,977.43	(7,065.00)	492,420.00	495,397.43
STLUCIE-Sawgrass	341081FK8	FLORIDA POWER & LIGHT CO	A+	---	Aa2	1,230,000.00	04/27/2022	06/01/2024	1,236,900.30	0.00	3,331.25	(31,967.70)	1,204,932.60	1,208,268.85
STLUCIE-Sawgrass	341081GK7	FLORIDA POWER & LIGHT CO	A+	---	Aa2	530,000.00	03/03/2023	04/01/2028	529,311.00	0.00	8,772.97	4,759.40	534,070.40	542,843.37
STLUCIE-Sawgrass	458140AU4	INTEL CORP	A	---	A2	1,400,000.00	12/21/2022	05/19/2026	1,317,008.00	0.00	4,246.67	364.00	1,317,372.00	1,321,618.67
STLUCIE-Sawgrass	45866FAT1	INTERCONTINENTAL EXCHANGE INC	A	---	A3	330,000.00	05/23/2022	05/23/2025	329,637.00	0.00	1,271.42	(4,191.00)	325,446.00	326,717.42
STLUCIE-Sawgrass	532457CE6	ELI LILLY AND CO	A+	---	A1	500,000.00	02/27/2023	02/27/2026	499,175.00	0.00	8,611.11	1,200.00	500,375.00	508,986.11
STLUCIE-Sawgrass	57636QAW4	MASTERCARD INC	A+	---	Aa3	480,000.00	03/09/2023	03/09/2028	479,534.40	0.00	7,280.00	5,894.40	485,428.80	492,708.80
STLUCIE-Sawgrass	617446W2	MORGAN STANLEY	A-	---	A1	800,000.00	07/27/2021	01/25/2024	799,800.00	0.00	8,189.45	(640.00)	799,160.00	807,349.45
STLUCIE-Sawgrass	61747YEA9	MORGAN STANLEY	A-	---	A1	85,000.00	11/05/2021	05/30/2025	84,127.05	0.00	57.82	(3,382.15)	80,744.90	80,802.72
STLUCIE-Sawgrass	654106AH6	NIKE INC	AA-	---	A1	420,000.00	03/27/2020	03/27/2025	419,428.80	0.00	2,632.00	(17,770.20)	401,658.60	404,290.60
STLUCIE-Sawgrass	654106AH6	NIKE INC	AA-	---	A1	500,000.00	02/04/2021	03/27/2025	536,640.00	0.00	3,133.33	(58,475.00)	478,165.00	481,298.33
STLUCIE-Sawgrass	654106AH6	NIKE INC	AA-	---	A1	750,000.00	06/16/2021	03/27/2025	795,862.50	0.00	4,700.00	(78,615.00)	717,247.50	721,947.50
STLUCIE-Sawgrass	693475AV7	PNC FINANCIAL SERVICES GROUP INC	A-	---	A3	1,500,000.00	04/01/2019	01/23/2024	1,541,610.00	0.00	23,041.67	(60,495.00)	1,481,115.00	1,504,156.67

**ST. LUCIE COUNTY BOARD OF COUNTY COMMISSIONERS
INVESTMENT PORTFOLIO
AS OF JUNE 30, 2023**

Account	Identifier	Description	S&P	Fitch	Moody's	Current Units	Settle Date	Final Maturity	Book Value	Interest Due	Accrued Balance	Net Unrealized Gain/Loss	Market Value	Market Value +
			Rating	Rating	Rating									Accrued
STLUCIE-Sawgrass	69353REQ7	PNC BANK NA	A	---	A2	305,000.00	06/26/2020	06/01/2025	338,418.85	0.00	826.04	(47,766.05)	290,652.80	291,478.84
STLUCIE-Sawgrass	857477BE2	STATE STREET CORP	A	---	A1	880,000.00	09/13/2021	11/01/2025	924,800.80	0.00	3,452.53	(84,902.40)	839,898.40	843,350.93
STLUCIE-Sawgrass	86787EBC0	TRUIST BANK	A	---	A2	750,000.00	06/02/2020	04/01/2024	810,420.00	0.00	6,000.00	(75,420.00)	735,000.00	741,000.00
STLUCIE-Sawgrass	86787EBC0	TRUIST BANK	A	---	A2	500,000.00	02/04/2021	04/01/2024	542,375.00	0.00	4,000.00	(52,375.00)	490,000.00	494,000.00
STLUCIE-Sawgrass	88579YBM2	3M CO	A-	---	A2	280,000.00	03/27/2020	04/15/2025	279,773.20	0.00	1,566.44	(13,196.40)	266,576.80	268,143.24
STLUCIE-Sawgrass	88579YBM2	3M CO	A-	---	A2	1,000,000.00	02/04/2021	04/15/2025	1,084,030.00	0.00	5,594.44	(131,970.00)	952,060.00	957,654.44
STLUCIE-Sawgrass	88579YBM2	3M CO	A-	---	A2	500,000.00	06/16/2021	04/15/2025	535,190.00	0.00	2,797.22	(59,160.00)	476,030.00	478,827.22
STLUCIE-Sawgrass	91324PEN8	UNITEDHEALTH GROUP INC	A+	---	A3	600,000.00	10/28/2022	10/15/2025	599,946.00	0.00	6,523.33	1,716.00	601,662.00	608,185.33
									27,907,074.04	0.00	180,332.95	(1,255,168.29)	26,651,905.75	26,832,238.70
US AGENCIES														
STLUCIE-Payden & Rygel	3130AKXQ4	FEDERAL HOME LOAN BANKS	AA+	---	Aaa	600,000.00	02/16/2021	02/12/2026	599,580.00	0.00	1,390.00	(61,176.00)	538,404.00	539,794.00
STLUCIE-Sawgrass	3130ALCV4	FEDERAL HOME LOAN BANKS	AA+	---	WR	525,000.00	02/24/2021	02/24/2026	525,000.00	0.00	1,389.06	(55,912.50)	469,087.50	470,476.56
STLUCIE-Sawgrass	3130ANMHO	FEDERAL HOME LOAN BANKS	AA+	---	Aaa	3,100,000.00	07/27/2022	08/20/2026	2,855,999.00	0.00	12,408.61	(75,020.00)	2,780,979.00	2,793,387.61
STLUCIE-Sawgrass	3130ARQ87	FEDERAL HOME LOAN BANKS	AA+	---	Aaa	2,100,000.00	04/29/2022	04/29/2026	2,100,000.00	0.00	10,850.00	(101,262.00)	1,998,738.00	2,009,588.00
STLUCIE-Payden & Rygel	3130ATT31	FEDERAL HOME LOAN BANKS	AA+	---	Aaa	730,000.00	10/28/2022	10/03/2024	729,204.30	0.00	8,030.00	(6,818.20)	722,386.10	730,416.10
STLUCIE-Payden & Rygel	3130ATT31	FEDERAL HOME LOAN BANKS	AA+	---	Aaa	40,000.00	10/28/2022	10/03/2024	39,956.40	0.00	440.00	(373.60)	39,582.80	40,022.80
STLUCIE-Payden & Rygel	3130ATT31	FEDERAL HOME LOAN BANKS	AA+	---	Aaa	130,000.00	10/28/2022	10/03/2024	129,858.30	0.00	1,430.00	(1,214.20)	128,644.10	130,074.10
STLUCIE-Payden & Rygel	3130ATT31	FEDERAL HOME LOAN BANKS	AA+	---	Aaa	150,000.00	10/28/2022	10/03/2024	149,836.50	0.00	1,650.00	(1,401.00)	148,435.50	150,085.50
STLUCIE-Payden & Rygel	3130AU2C7	FEDERAL HOME LOAN BANKS	AA+	---	Aaa	560,000.00	12/06/2022	12/06/2024	560,000.00	0.00	2,061.11	(4,278.40)	555,721.60	557,782.71
STLUCIE-PFM	3130AV7L0	FEDERAL HOME LOAN BANKS	AA+	---	Aaa	1,315,000.00	03/03/2023	02/28/2025	1,313,264.20	0.00	21,551.39	(1,801.55)	1,311,462.65	1,333,014.04
STLUCIE-Payden & Rygel	3130AV7L0	FEDERAL HOME LOAN BANKS	AA+	---	Aaa	630,000.00	03/03/2023	02/28/2025	629,168.40	0.00	10,325.00	(863.10)	628,305.30	638,630.30
STLUCIE-Sawgrass	3133EL4J0	FEDERAL FARM CREDIT BANKS FUNDING CORP	AA+	---	Aaa	1,000,000.00	08/20/2020	08/19/2024	999,250.00	0.00	1,723.33	(57,230.00)	942,020.00	943,743.33
STLUCIE-Sawgrass	3133ELX33	FEDERAL FARM CREDIT BANKS FUNDING CORP	AA+	---	Aaa	415,000.00	07/24/2020	07/22/2025	414,792.50	0.00	1,264.71	(36,287.60)	378,504.90	379,769.61
STLUCIE-Sawgrass	3133ELX33	FEDERAL FARM CREDIT BANKS FUNDING CORP	AA+	---	Aaa	1,325,000.00	07/27/2020	07/22/2025	1,324,536.25	0.00	4,037.94	(116,056.75)	1,208,479.50	1,212,517.44
STLUCIE-Sawgrass	3133ENG07	FEDERAL FARM CREDIT BANKS FUNDING CORP	AA+	---	Aaa	700,000.00	12/09/2021	12/09/2024	699,958.00	0.00	393.56	(44,247.00)	655,711.00	656,104.56
STLUCIE-Sawgrass	3133ENR77	FEDERAL FARM CREDIT BANKS FUNDING CORP	AA+	---	Aaa	1,400,000.00	10/12/2022	01/12/2026	1,400,000.00	0.00	32,335.33	(18,466.00)	1,381,534.00	1,413,869.33
STLUCIE-Sawgrass	3134GW6C5	FEDERAL HOME LOAN MORTGAGE CORP	AA+	---	Aaa	1,700,000.00	07/20/2022	10/28/2026	1,526,107.00	0.00	2,380.00	(20,009.00)	1,506,098.00	1,508,478.00
STLUCIE-Payden & Rygel	3134GX3A0	FEDERAL HOME LOAN MORTGAGE CORP	AA+	---	Aaa	490,000.00	09/30/2022	09/30/2025	490,000.00	0.00	5,883.40	(7,036.40)	482,963.60	488,847.00
STLUCIE-Payden & Rygel	3134GXZD4	FEDERAL HOME LOAN MORTGAGE CORP	AA+	---	Aaa	300,000.00	12/04/2020	11/25/2024	300,000.00	0.00	135.00	(19,980.00)	280,020.00	280,155.00
STLUCIE-PFM	3134GXM35	FEDERAL HOME LOAN MORTGAGE CORP	AA+	---	Aaa	550,000.00	08/05/2022	08/01/2025	550,000.00	0.00	8,250.00	(18,650.00)	531,349.50	539,599.50
STLUCIE-Payden & Rygel	3134GXR63	FEDERAL HOME LOAN MORTGAGE CORP	AA+	---	Aaa	460,000.00	08/29/2022	08/28/2025	460,000.00	0.00	6,365.25	(10,124.60)	449,875.40	456,240.65
STLUCIE-Payden & Rygel	3134GXS47	FEDERAL HOME LOAN MORTGAGE CORP	AA+	---	Aaa	460,000.00	08/31/2022	08/28/2025	460,000.00	0.00	6,601.00	(9,167.80)	450,832.20	457,433.20
STLUCIE-Payden & Rygel	3134GXS88	FEDERAL HOME LOAN MORTGAGE CORP	AA+	---	Aaa	450,000.00	08/30/2022	02/28/2025	450,000.00	0.00	6,150.00	(10,138.50)	439,861.50	446,011.50
STLUCIE-Payden & Rygel	3134GYDT6	FEDERAL HOME LOAN MORTGAGE CORP	AA+	---	Aaa	580,000.00	01/24/2023	01/24/2025	580,000.00	0.00	13,026.64	(4,959.00)	575,041.00	588,067.64
STLUCIE-Payden & Rygel	3134GYEA6	FEDERAL HOME LOAN MORTGAGE CORP	AA+	---	Aaa	350,000.00	01/27/2023	01/27/2026	350,000.00	0.00	7,935.28	(3,185.00)	346,815.00	354,750.28
STLUCIE-Payden & Rygel	3134GYFG2	FEDERAL HOME LOAN MORTGAGE CORP	AA+	---	Aaa	530,000.00	01/27/2023	01/27/2025	530,000.00	0.00	11,619.51	(4,780.60)	525,219.40	536,838.91
STLUCIE-Payden & Rygel	3134GYJC7	FEDERAL HOME LOAN MORTGAGE CORP	AA+	---	Aaa	340,000.00	02/24/2023	02/24/2026	339,830.00	0.00	6,477.00	(2,706.40)	337,123.60	343,600.60
STLUCIE-Payden & Rygel	3134GYQA3	FEDERAL HOME LOAN MORTGAGE CORP	AA+	---	Aaa	420,000.00	05/01/2023	05/01/2026	420,000.00	0.00	3,850.00	(3,389.40)	416,610.60	420,460.60
STLUCIE-Sawgrass	3135G06A6	FEDERAL NATIONAL MORTGAGE ASSOCIATION	AA+	---	Aaa	1,500,000.00	11/06/2020	10/20/2025	1,499,625.00	0.00	1,715.83	(138,480.00)	1,361,145.00	1,362,860.83
STLUCIE-Payden & Rygel	3135G06G3	FEDERAL NATIONAL MORTGAGE ASSOCIATION	AA+	---	Aaa	480,000.00	11/12/2020	11/07/2025	478,281.60	0.00	360.00	(43,248.00)	435,033.60	435,393.60
STLUCIE-PFM	3135G06H1	FEDERAL NATIONAL MORTGAGE ASSOCIATION	AA+	---	Aaa	450,000.00	11/25/2020	11/27/2023	449,487.00	0.00	106.25	(8,694.00)	440,793.00	440,899.25
STLUCIE-Payden & Rygel	3135G06Y4	FEDERAL NATIONAL MORTGAGE ASSOCIATION	AA+	---	Aaa	390,000.00	02/17/2023	02/17/2026	390,000.00	0.00	7,548.67	(4,258.80)	385,741.20	393,289.87
STLUCIE-Payden & Rygel	3137EAEU9	FEDERAL HOME LOAN MORTGAGE CORP	AA+	---	Aaa	330,000.00	07/23/2020	07/21/2025	328,356.60	0.00	550.00	(27,267.90)	301,088.70	301,638.70
STLUCIE-Payden & Rygel	880591EW8	TENNESSEE VALLEY AUTHORITY	AA+	---	Aaa	340,000.00	05/11/2020	05/15/2025	339,000.40	0.00	325.83	(25,289.20)	313,711.20	314,037.03
STLUCIE-Payden & Rygel	911759MW5	US DEPARTMENT OF HOUSING AND URBAN DEVELOPM	AA+	---	Aaa	70,000.00	03/28/2019	08/01/2023	70,000.00	0.00	763.58	(182.00)	69,818.00	70,581.58
STLUCIE-Payden & Rygel	3132D53N0	FH SB8005	AA+	---	Aaa	319,211.20	10/18/2022	07/01/2034	309,185.98	0.00	1,064.04	107.33	309,293.31	310,357.35
STLUCIE-Payden & Rygel	3132D6DK3	FH SB8206	AA+	---	Aaa	829,773.45	06/15/2023	01/01/2038	828,476.93	0.00	3,457.39	(4,088.71)	824,388.22	827,845.61
STLUCIE-Payden & Rygel	3137B4WB8	FHMS K-033 A2	AA+	---	Aaa	25,512.08	03/03/2020	07/25/2023	26,775.73	0.00	65.06	(1,356.76)	25,418.96	25,484.02
STLUCIE-Payden & Rygel	3137B5JM6	FHMS K-034 A2	AA+	---	Aaa	115,406.88	03/11/2020	07/25/2023	124,062.40	0.00	339.58	(9,070.98)	114,991.42	115,331.00
STLUCIE-PFM	3137BEVH4	FHMS K-040 A2	AA+	---	Aaa	750,000.00	09/20/2022	09/25/2024	735,937.50	0.00	2,025.63	(6,037.50)	729,900.00	731,925.63
STLUCIE-PFM	3137BFE98	FHMS K-041 A2	AA+	---	Aaa	750,000.00	09/02/2022	10/25/2024	740,126.95	0.00	1,981.88	(12,094.45)	728,032.50	730,014.38
STLUCIE-PFM	3137BJP64	FHMS K-046 A2	AA+	---	Aaa	500,000.00	08/08/2022	03/25/2025	496,269.53	0.00	1,335.42	(13,404.53)	482,865.00	484,200.42
STLUCIE-PFM	3137BKRJ1	FHMS K-047 A2	AA+	---	Aaa	725,000.00	05/24/2022	05/25/2025	729,644.53	0.00	2,011.27	(31,092.53)	698,552.00	700,563.27
STLUCIE-PFM	3137BLMZ8	FHMS K-049 A2	AA+	---	Aaa	750,000.00	08/16/2022	07/25/2025	739,423.83	0.00	1,881.25	(21,051.33)	718,372.50	720,253.75
STLUCIE-PFM	3137BM7C4	FHMS K-051 A2	AA+	---	Aaa	400,000.00	08/10/2022	09/25/2025	397,093.75	0.00	1,102.67	(12,493.75)	384,600.00	385,702.67
STLUCIE-PFM	3137BMTX4	FHMS K-052 A2	AA+	---	Aaa	725,000.00	07/26/2022	11/25/2025	716,617.19	0.00	1,903.73	(21,646.69)	694,970.50	696,874.23
STLUCIE-PFM	3137BN6G4	FHMS K-053 A2	AA+	---	Aaa	600,000.00	08/09/2022	12/25/2025	593,085.94	0.00	1,497.50	(21,459.94)	571,626.00	573,123.50
STLUCIE-PFM	3137BNGT5	FHMS K-054 A2	AA+	---	Aaa	400,000.00	03/06/2023	01/25/2026	376,687.50	0.00	915.00	1,716.50	378,404.00	379,319.00
STLUCIE-Payden & Rygel	3137BNGT5	FHMS K-054 A2	AA+	---	Aaa	750,000.00	05/15/2023	01/25/2026	723,251.96	0.00	1,715.63	(13,744.46)	709,507.50	711,223.13
STLUCIE-PFM	3137BRQJ7	FHMS K-057 A2	AA+	---	Aaa	450,000.00	03/07/2023	07/25/2026	418,464.84	0.00	963.75	3,927.66	422,392.50	423,356.2

**ST. LUCIE COUNTY BOARD OF COUNTY COMMISSIONERS
INVESTMENT PORTFOLIO
AS OF JUNE 30, 2023**

Account	Identifier	Description	S&P	Fitch	Moody's	Current Units	Settle Date	Final Maturity	Book Value	Interest Due	Accrued Balance	Net Unrealized Gain/Loss	Market Value +	
			Rating	Rating	Rating								Market Value	Accrued
STLUCIE-Payden & Rygel	3137FWGH7	FHMS Q-013 AT1	AA+	---	Aaa	671,210.65	08/19/2022	05/25/2050	637,650.12	0.00	973.02	718.19	638,368.31	639,341.33
STLUCIE-PFM	3137FBTA4	FHMS K-728 A2	AA+	---	Aaa	724,555.11	05/31/2022	08/25/2024	725,517.41	0.00	1,850.03	(20,191.99)	705,325.42	707,175.45
STLUCIE-PFM	3136ARTE8	FNA 2016-M03 A2	AA+	---	Aaa	516,039.26	10/12/2022	02/25/2026	486,850.78	0.00	1,161.95	(9.03)	486,841.76	488,003.70
STLUCIE-Payden & Rygel	3138WJDM7	FN AS8207	AA+	---	Aaa	107,263.78	09/17/2019	10/01/2031	108,973.30	0.00	223.47	(9,574.10)	99,399.20	99,622.67
STLUCIE-Payden & Rygel	3140K6CH6	FN BO9971	AA+	---	Aaa	193,131.21	12/23/2019	08/01/2034	195,243.58	0.00	402.36	(15,786.06)	179,457.52	179,859.87
STLUCIE-Payden & Rygel	3140XAPT3	FN FM6733	AA+	---	Aaa	347,738.56	05/18/2021	02/01/2035	365,016.82	0.00	724.46	(42,802.28)	322,214.55	322,939.00
STLUCIE-Payden & Rygel	31418CFJ8	FN MA2868	AA+	---	Aaa	152,603.44	12/17/2019	01/01/2032	154,081.79	0.00	317.92	(12,670.28)	141,411.51	141,729.43
									38,453,005.67	0.00	237,619.75	(1,339,547.88)	37,113,457.79	37,351,077.54
US TREASURIES														
STLUCIE-Sawgrass	9128283Z1	UNITED STATES TREASURY	AA+	---	Aaa	2,550,000.00	01/25/2022	02/28/2025	2,667,638.67	0.00	23,438.52	(210,968.67)	2,456,670.00	2,480,108.52
STLUCIE-PFM	9128284M9	UNITED STATES TREASURY	AA+	---	Aaa	1,000,000.00	05/05/2022	04/30/2025	996,445.31	0.00	4,843.75	(33,475.31)	962,970.00	967,813.75
STLUCIE-PFM	9128286F2	UNITED STATES TREASURY	AA+	---	Aaa	2,325,000.00	05/03/2023	02/28/2026	2,240,537.11	0.00	19,427.65	(36,785.86)	2,203,751.25	2,223,178.90
STLUCIE-Sawgrass	912828M56	UNITED STATES TREASURY	AA+	---	Aaa	1,060,000.00	06/03/2020	11/15/2025	1,167,159.38	0.00	3,046.06	(165,703.18)	1,001,456.20	1,004,502.26
STLUCIE-Sawgrass	912828M56	UNITED STATES TREASURY	AA+	---	Aaa	2,500,000.00	12/09/2020	11/15/2025	2,728,515.63	0.00	7,184.10	(366,590.63)	2,361,925.00	2,369,109.10
STLUCIE-Sawgrass	912828P46	UNITED STATES TREASURY	AA+	---	Aaa	1,750,000.00	10/05/2020	02/15/2026	1,870,996.11	0.00	10,683.70	(249,236.11)	1,621,760.00	1,632,443.70
STLUCIE-Sawgrass	912828P46	UNITED STATES TREASURY	AA+	---	Aaa	3,000,000.00	02/24/2022	02/15/2026	2,973,164.07	0.00	18,314.92	(193,004.07)	2,780,160.00	2,798,474.92
STLUCIE-PFM	912828X70	UNITED STATES TREASURY	AA+	---	Aaa	1,100,000.00	04/07/2021	04/30/2024	1,153,238.28	0.00	3,706.52	(83,785.28)	1,069,453.00	1,073,159.52
STLUCIE-Sawgrass	912828YD6	UNITED STATES TREASURY	AA+	---	Aaa	3,000,000.00	03/04/2022	08/31/2026	2,952,421.89	0.00	13,787.36	(222,661.89)	2,729,760.00	2,743,547.36
STLUCIE-Sawgrass	912828YD6	UNITED STATES TREASURY	AA+	---	Aaa	3,500,000.00	03/07/2022	08/31/2026	3,454,746.09	0.00	16,085.26	(270,026.09)	3,184,720.00	3,200,805.26
STLUCIE-PFM	912828YM6	UNITED STATES TREASURY	AA+	---	Aaa	750,000.00	05/06/2021	10/31/2024	777,275.39	0.00	1,895.38	(63,665.39)	713,610.00	715,505.38
STLUCIE-PFM	912828YV6	UNITED STATES TREASURY	AA+	---	Aaa	500,000.00	06/07/2021	11/30/2024	518,515.63	0.00	635.25	(43,790.63)	474,725.00	475,360.25
STLUCIE-Sawgrass	912828YV6	UNITED STATES TREASURY	AA+	---	Aaa	1,550,000.00	01/25/2022	11/30/2024	1,563,865.23	0.00	1,969.26	(92,217.73)	1,471,647.50	1,473,616.76
STLUCIE-PFM	912828ZL7	UNITED STATES TREASURY	AA+	---	Aaa	1,600,000.00	04/06/2022	04/30/2025	1,493,125.00	0.00	1,010.87	(20,997.00)	1,472,128.00	1,473,138.87
STLUCIE-PFM	912828ZL7	UNITED STATES TREASURY	AA+	---	Aaa	700,000.00	05/06/2022	04/30/2025	649,058.59	0.00	442.26	(5,002.59)	644,056.00	644,498.26
STLUCIE-Sawgrass	912828Z3	UNITED STATES TREASURY	AA+	---	Aaa	2,250,000.00	05/12/2022	04/30/2027	1,995,029.30	0.00	1,895.38	(44,909.30)	1,950,120.00	1,952,015.38
STLUCIE-Sawgrass	912828ZS2	UNITED STATES TREASURY	AA+	---	Aaa	1,000,000.00	01/12/2023	05/31/2027	869,648.44	0.00	423.50	(5,078.44)	864,570.00	864,993.50
STLUCIE-Sawgrass	912828ZV5	UNITED STATES TREASURY	AA+	---	Aaa	4,970,000.00	08/02/2022	06/30/2027	4,476,882.82	0.00	67.53	(191,798.52)	4,285,084.30	4,285,151.83
STLUCIE-Sawgrass	912828ZV5	UNITED STATES TREASURY	AA+	---	Aaa	2,400,000.00	11/29/2022	06/30/2027	2,053,875.00	0.00	32.61	15,380.00	2,069,256.00	2,069,288.61
STLUCIE-Sawgrass	91282CAL5	UNITED STATES TREASURY	AA+	---	Aaa	3,750,000.00	02/14/2023	09/30/2027	3,187,207.01	0.00	3,534.84	4,380.49	3,191,587.50	3,195,122.34
STLUCIE-Payden & Rygel	91282CBH3	UNITED STATES TREASURY	AA+	---	Aaa	125,000.00	03/25/2021	01/31/2026	122,470.70	0.00	195.53	(10,244.45)	112,226.25	112,421.78
STLUCIE-Sawgrass	91282CBJ9	UNITED STATES TREASURY	AA+	---	Aaa	2,300,000.00	03/23/2023	01/31/2028	1,992,285.16	0.00	7,195.44	(19,322.16)	1,972,963.00	1,980,158.44
STLUCIE-Sawgrass	91282CBJ9	UNITED STATES TREASURY	AA+	---	Aaa	2,000,000.00	05/24/2023	01/31/2028	1,738,281.26	0.00	6,256.91	(22,661.26)	1,715,620.00	1,721,876.91
STLUCIE-PFM	91282CBR1	UNITED STATES TREASURY	AA+	---	Aaa	1,000,000.00	03/31/2021	03/15/2024	997,539.06	0.00	733.70	(32,849.06)	964,690.00	965,423.70
STLUCIE-Payden & Rygel	91282CBT7	UNITED STATES TREASURY	AA+	---	Aaa	3,635,000.00	04/01/2021	03/31/2026	3,606,317.58	0.00	6,852.87	(320,895.53)	3,285,422.05	3,292,274.92
STLUCIE-Payden & Rygel	91282CBT7	UNITED STATES TREASURY	AA+	---	Aaa	540,000.00	04/09/2021	03/31/2026	537,637.50	0.00	1,018.03	(49,569.30)	488,068.20	489,086.23
STLUCIE-PFM	91282CBV2	UNITED STATES TREASURY	AA+	---	Aaa	350,000.00	04/29/2021	04/15/2024	350,259.77	0.00	276.13	(13,780.27)	336,479.50	336,755.63
STLUCIE-Payden & Rygel	91282CBW0	UNITED STATES TREASURY	AA+	---	Aaa	600,000.00	05/03/2021	04/30/2026	596,789.06	0.00	758.15	(56,507.06)	540,282.00	541,040.15
STLUCIE-Payden & Rygel	91282CBW0	UNITED STATES TREASURY	AA+	---	Aaa	700,000.00	07/01/2021	04/30/2026	696,910.16	0.00	884.51	(66,581.16)	630,329.00	631,213.51
STLUCIE-Payden & Rygel	91282CF6	UNITED STATES TREASURY	AA+	---	Aaa	1,700,000.00	06/15/2021	05/31/2026	1,697,542.97	0.00	1,079.92	(170,534.97)	1,527,008.00	1,528,087.92
STLUCIE-PFM	91282CG4	UNITED STATES TREASURY	AA+	---	Aaa	2,150,000.00	06/22/2021	06/15/2024	2,135,470.70	0.00	234.97	(88,348.20)	2,047,122.50	2,047,357.47
STLUCIE-PFM	91282CG4	UNITED STATES TREASURY	AA+	---	Aaa	2,150,000.00	06/29/2021	06/15/2024	2,136,478.52	0.00	234.97	(89,356.02)	2,047,122.50	2,047,357.47
STLUCIE-PFM	91282CG4	UNITED STATES TREASURY	AA+	---	Aaa	1,100,000.00	07/07/2021	06/15/2024	1,092,867.19	0.00	120.22	(45,502.19)	1,047,365.00	1,047,485.22
STLUCIE-Sawgrass	91282CH2	UNITED STATES TREASURY	AA+	---	Aaa	2,000,000.00	06/29/2023	06/30/2028	1,749,062.50	0.00	67.93	(8,122.50)	1,740,940.00	1,741,007.93
STLUCIE-Payden & Rygel	91282CJ8	UNITED STATES TREASURY	AA+	---	Aaa	600,000.00	09/01/2021	06/30/2026	603,375.00	0.00	14.27	(62,763.00)	540,612.00	540,626.27
STLUCIE-PFM	91282CCL3	UNITED STATES TREASURY	AA+	---	Aaa	1,425,000.00	08/09/2021	07/15/2024	1,426,558.59	0.00	2,465.21	(73,193.34)	1,353,365.25	1,355,830.46
STLUCIE-Payden & Rygel	91282CCP4	UNITED STATES TREASURY	AA+	---	Aaa	1,000,000.00	08/02/2021	07/31/2026	996,289.06	0.00	2,607.04	(105,389.06)	890,900.00	893,507.04
STLUCIE-PFM	91282CCT6	UNITED STATES TREASURY	AA+	---	Aaa	700,000.00	08/23/2021	08/15/2024	698,851.56	0.00	986.19	(36,588.56)	662,263.00	663,249.19
STLUCIE-PFM	91282CCT6	UNITED STATES TREASURY	AA+	---	Aaa	150,000.00	08/27/2021	08/15/2024	149,619.14	0.00	211.33	(7,705.64)	141,913.50	142,124.83
STLUCIE-PFM	91282CCT6	UNITED STATES TREASURY	AA+	---	Aaa	1,425,000.00	09/07/2021	08/15/2024	1,423,441.41	0.00	2,007.60	(75,263.16)	1,348,178.25	1,350,185.85
STLUCIE-PFM	91282CCX7	UNITED STATES TREASURY	AA+	---	Aaa	700,000.00	09/15/2021	09/15/2024	698,742.19	0.00	770.38	(38,964.19)	659,778.00	660,548.38
STLUCIE-PFM	91282CCX7	UNITED STATES TREASURY	AA+	---	Aaa	1,100,000.00	09/24/2021	09/15/2024	1,097,164.06	0.00	1,210.60	(60,370.06)	1,036,794.00	1,038,004.60
STLUCIE-PFM	91282CCX7	UNITED STATES TREASURY	AA+	---	Aaa	700,000.00	10/06/2021	09/15/2024	697,238.28	0.00	770.38	(37,460.28)	659,778.00	660,548.38
STLUCIE-PFM	91282CDB4	UNITED STATES TREASURY	AA+	---	Aaa	500,000.00	10/28/2021	10/15/2024	497,968.75	0.00	657.45	(26,893.75)	471,075.00	471,732.45
STLUCIE-PFM	91282CDB4	UNITED STATES TREASURY	AA+	---	Aaa	700,000.00	11/04/2021	10/15/2024	696,554.69	0.00	920.42	(37,049.69)	659,505.00	660,425.42
STLUCIE-Payden & Rygel	91282CDG3	UNITED STATES TREASURY	AA+	---	Aaa	391,000.00	11/10/2021	10/31/2026	390,022.50	0.00	741.09	(38,427.48)	351,595.02	352,336.11
STLUCIE-PFM	91282CDH1	UNITED STATES TREASURY	AA+	---	Aaa	375,000.00	11/17/2021	11/15/2024	373,696.29	0.00	359.21	(20,990.04)	352,706.25	353,065.46
STLUCIE-PFM	91282CDH1	UNITED STATES TREASURY	AA+	---	Aaa	1,700,000.00	12/07/2021	11/15/2024	1,693,890.62	0.00	1,628.40	(94,955.62)	1,598,935.00	1,600,563.40
STLUCIE-Payden & Rygel	91282CDK4	UNITED STATES TREASURY	AA+	---	Aaa	700,000.00	12/01/2021	11/30/2026	703,199.22	0.00	741.12	(72,513.22)	630,686.00	631,427.12
STLUCIE-PFM	91282CDN8	UNITED STATES TREASURY	AA+	---	Aaa	1,500,000.00	12/28/2021	12/15/2024	1,500,585.94	0.00	655.74	(88,890.94)	1,411,695.00	1,412,350.74
STLUCIE-PFM	91282CDN8	UNITED STATES TREASURY	AA+	---	Aaa	1,500,000.00	01/06/2022	12/15/2024	1,496,367.19	0.00	655.74	(84,672.19)	1,411,695.00</	

**ST. LUCIE COUNTY BOARD OF COUNTY COMMISSIONERS
INVESTMENT PORTFOLIO
AS OF JUNE 30, 2023**

Account	Identifier	Description	S&P Rating	Fitch Rating	Moody's Rating	Current Units	Settle Date	Final Maturity	Book Value	Interest Due	Accrued Balance	Net Unrealized Gain/Loss	Market Value	Market Value + Accrued
STLUCIE-PFM	91282CED9	UNITED STATES TREASURY	AA+	---	Aaa	500,000.00	03/29/2022	03/15/2025	488,769.53	0.00	2,567.93	(15,799.53)	472,970.00	475,537.93
STLUCIE-Payden & Rygel	91282CEF4	UNITED STATES TREASURY	AA+	---	Aaa	600,000.00	04/01/2022	03/31/2027	601,617.19	0.00	3,770.49	(39,327.19)	562,290.00	566,060.49
STLUCIE-PFM	91282CEH0	UNITED STATES TREASURY	AA+	---	Aaa	750,000.00	04/28/2022	04/15/2025	748,300.78	0.00	4,141.91	(28,885.78)	719,415.00	723,556.91
STLUCIE-Payden & Rygel	91282CEH0	UNITED STATES TREASURY	AA+	---	Aaa	1,100,000.00	05/02/2022	04/15/2025	1,092,781.25	0.00	6,074.80	(73,639.25)	1,055,142.00	1,061,216.80
STLUCIE-Payden & Rygel	91282CEN7	UNITED STATES TREASURY	AA+	---	Aaa	420,000.00	05/02/2022	04/30/2027	416,800.78	0.00	1,945.92	(20,047.78)	396,753.00	398,698.92
STLUCIE-Payden & Rygel	91282CEN7	UNITED STATES TREASURY	AA+	---	Aaa	540,000.00	05/20/2022	04/30/2027	537,742.97	0.00	2,501.90	(27,313.97)	510,111.00	512,612.90
STLUCIE-PFM	91282CEQ0	UNITED STATES TREASURY	AA+	---	Aaa	3,600,000.00	06/06/2022	05/15/2025	3,590,015.63	0.00	12,644.02	(132,179.63)	3,457,836.00	3,470,480.02
STLUCIE-PFM	91282CEQ0	UNITED STATES TREASURY	AA+	---	Aaa	900,000.00	06/10/2022	05/15/2025	893,671.88	0.00	3,161.01	(29,212.88)	864,459.00	867,620.01
STLUCIE-Payden & Rygel	91282CEQ0	UNITED STATES TREASURY	AA+	---	Aaa	570,000.00	05/20/2022	05/15/2025	569,421.09	0.00	2,001.97	(21,930.39)	549,490.70	549,492.67
STLUCIE-Payden & Rygel	91282CEQ0	UNITED STATES TREASURY	AA+	---	Aaa	960,000.00	06/01/2022	05/15/2025	961,200.00	0.00	3,371.74	(39,110.40)	922,089.60	925,461.34
STLUCIE-Payden & Rygel	91282CET4	UNITED STATES TREASURY	AA+	---	Aaa	1,410,000.00	06/01/2022	05/31/2027	1,398,103.13	0.00	3,134.94	(73,253.03)	1,324,850.10	1,327,985.04
STLUCIE-Payden & Rygel	91282CET4	UNITED STATES TREASURY	AA+	---	Aaa	300,000.00	06/14/2022	05/31/2027	298,703.13	0.00	667.01	(6,820.13)	281,883.00	282,550.01
STLUCIE-Payden & Rygel	91282CEU1	UNITED STATES TREASURY	AA+	---	Aaa	70,000.00	07/07/2022	06/15/2025	69,917.97	0.00	87.98	(2,584.27)	67,333.70	67,421.68
STLUCIE-Payden & Rygel	91282CEW7	UNITED STATES TREASURY	AA+	---	Aaa	410,000.00	07/01/2022	06/30/2027	414,628.52	0.00	36.21	(20,323.32)	394,305.20	394,341.41
STLUCIE-Payden & Rygel	91282CEW7	UNITED STATES TREASURY	AA+	---	Aaa	350,000.00	07/07/2022	06/30/2027	355,537.11	0.00	30.91	(18,935.11)	336,602.00	336,632.91
STLUCIE-PFM	91282CEY3	UNITED STATES TREASURY	AA+	---	Aaa	1,000,000.00	08/05/2022	07/15/2025	1,001,210.94	0.00	13,839.78	(37,420.94)	963,790.00	977,629.78
STLUCIE-PFM	91282CEY3	UNITED STATES TREASURY	AA+	---	Aaa	800,000.00	08/08/2022	07/15/2025	798,656.25	0.00	11,071.82	(27,624.25)	771,032.00	782,103.82
STLUCIE-Payden & Rygel	91282CFB2	UNITED STATES TREASURY	AA+	---	Aaa	420,000.00	08/01/2022	07/31/2027	421,476.56	0.00	4,817.82	(25,513.16)	395,963.40	400,781.22
STLUCIE-PFM	91282CFE6	UNITED STATES TREASURY	AA+	---	Aaa	800,000.00	08/15/2022	08/15/2025	799,968.75	0.00	9,392.27	(27,312.75)	772,656.00	782,048.27
STLUCIE-PFM	91282CFE6	UNITED STATES TREASURY	AA+	---	Aaa	750,000.00	09/07/2022	08/15/2025	741,298.83	0.00	8,805.25	(16,933.83)	724,365.00	733,170.25
STLUCIE-Payden & Rygel	91282CFH9	UNITED STATES TREASURY	AA+	---	Aaa	950,000.00	09/01/2022	08/31/2027	940,166.02	0.00	9,922.72	(31,614.52)	908,551.50	918,474.22
STLUCIE-Payden & Rygel	91282CFM8	UNITED STATES TREASURY	AA+	---	Aaa	530,000.00	09/30/2022	09/30/2027	532,712.11	0.00	5,495.49	(5,674.81)	527,037.30	532,532.79
STLUCIE-PFM	91282CFP1	UNITED STATES TREASURY	AA+	---	Aaa	1,100,000.00	11/04/2022	10/15/2025	1,093,039.06	0.00	9,835.38	(5,326.06)	1,087,713.00	1,097,548.38
STLUCIE-PFM	91282CFP1	UNITED STATES TREASURY	AA+	---	Aaa	750,000.00	11/08/2022	10/15/2025	742,148.44	0.00	6,705.94	(525.94)	741,622.50	748,328.44
STLUCIE-Payden & Rygel	91282CFU0	UNITED STATES TREASURY	AA+	---	Aaa	550,000.00	11/07/2022	10/31/2027	544,628.91	0.00	3,822.35	2,494.59	547,123.50	550,945.85
STLUCIE-PFM	91282CFW6	UNITED STATES TREASURY	AA+	---	Aaa	1,450,000.00	12/08/2022	11/15/2025	1,464,500.00	0.00	8,333.56	(22,025.50)	1,442,474.50	1,450,808.06
STLUCIE-PFM	91282CFW6	UNITED STATES TREASURY	AA+	---	Aaa	750,000.00	12/13/2022	11/15/2025	759,169.92	0.00	4,310.46	(13,062.42)	746,107.50	750,417.96
STLUCIE-PFM	91282CFX4	UNITED STATES TREASURY	AA+	---	Aaa	1,000,000.00	12/28/2022	11/30/2024	1,001,914.06	0.00	3,811.48	(12,534.06)	989,380.00	993,191.48
STLUCIE-Payden & Rygel	91282CFZ9	UNITED STATES TREASURY	AA+	---	Aaa	1,950,000.00	12/01/2022	11/30/2027	1,954,875.00	0.00	6,400.10	(32,526.00)	1,922,349.00	1,928,749.10
STLUCIE-PFM	91282CGA3	UNITED STATES TREASURY	AA+	---	Aaa	800,000.00	12/28/2022	12/15/2025	796,156.25	0.00	1,398.91	(8,684.25)	787,472.00	788,870.91
STLUCIE-PFM	91282CGA3	UNITED STATES TREASURY	AA+	---	Aaa	125,000.00	12/30/2022	12/15/2025	124,350.59	0.00	218.58	(1,308.09)	123,042.50	123,261.08
STLUCIE-PFM	91282CGA3	UNITED STATES TREASURY	AA+	---	Aaa	2,225,000.00	01/09/2023	12/15/2025	2,211,180.66	0.00	3,890.71	(21,024.16)	2,190,156.50	2,194,047.21
STLUCIE-Payden & Rygel	91282CGC9	UNITED STATES TREASURY	AA+	---	Aaa	1,020,000.00	01/03/2023	12/31/2027	1,015,378.13	0.00	107.40	(9,678.53)	1,005,699.60	1,005,807.00
STLUCIE-Payden & Rygel	91282CGC9	UNITED STATES TREASURY	AA+	---	Aaa	465,000.00	01/04/2023	12/31/2027	463,619.53	0.00	48.96	(5,138.83)	458,480.70	458,529.66
STLUCIE-PFM	91282CGE5	UNITED STATES TREASURY	AA+	---	Aaa	850,000.00	01/31/2023	01/15/2026	848,074.22	0.00	15,194.92	(13,943.72)	834,130.50	849,325.42
STLUCIE-PFM	91282CGE5	UNITED STATES TREASURY	AA+	---	Aaa	750,000.00	02/02/2023	01/15/2026	749,121.09	0.00	13,407.29	(13,123.59)	735,997.50	749,404.79
STLUCIE-PFM	91282CGE5	UNITED STATES TREASURY	AA+	---	Aaa	900,000.00	02/09/2023	01/15/2026	894,867.19	0.00	16,088.74	(11,670.19)	883,197.00	899,285.74
STLUCIE-Payden & Rygel	91282CGH8	UNITED STATES TREASURY	AA+	---	Aaa	1,375,000.00	01/31/2023	01/31/2028	1,367,587.89	0.00	20,074.24	(32,380.39)	1,335,207.50	1,355,281.74
STLUCIE-Payden & Rygel	91282CGH8	UNITED STATES TREASURY	AA+	---	Aaa	225,000.00	01/31/2023	01/31/2028	223,294.92	0.00	3,284.88	(4,806.42)	218,488.50	221,773.38
STLUCIE-Payden & Rygel	91282CGH8	UNITED STATES TREASURY	AA+	---	Aaa	720,000.00	02/10/2023	01/31/2028	710,015.63	0.00	10,511.60	(10,852.43)	699,163.20	709,674.80
STLUCIE-PFM	91282CGL9	UNITED STATES TREASURY	AA+	---	Aaa	1,000,000.00	03/07/2023	02/15/2026	982,539.06	0.00	15,027.62	2,110.94	984,650.00	999,677.62
STLUCIE-PFM	91282CGL9	UNITED STATES TREASURY	AA+	---	Aaa	1,125,000.00	05/23/2023	02/15/2026	1,123,549.80	0.00	16,906.08	(15,818.55)	1,107,731.25	1,124,637.33
STLUCIE-Payden & Rygel	91282CGL9	UNITED STATES TREASURY	AA+	---	Aaa	1,110,000.00	02/15/2023	02/15/2026	1,105,490.63	0.00	16,680.66	(12,529.31)	1,092,961.50	1,109,642.16
STLUCIE-Payden & Rygel	91282CGL9	UNITED STATES TREASURY	AA+	---	Aaa	595,000.00	02/15/2023	02/15/2026	591,839.06	0.00	8,941.44	(5,972.31)	585,866.75	594,808.19
STLUCIE-Payden & Rygel	91282CGL9	UNITED STATES TREASURY	AA+	---	Aaa	645,000.00	02/15/2023	02/15/2026	641,573.44	0.00	9,692.82	(6,474.19)	635,099.25	644,792.07
STLUCIE-Payden & Rygel	91282CGP0	UNITED STATES TREASURY	AA+	---	Aaa	1,210,000.00	03/01/2023	02/29/2028	1,200,074.22	0.00	16,177.17	995.98	1,201,070.20	1,217,247.37
STLUCIE-Payden & Rygel	91282CGP0	UNITED STATES TREASURY	AA+	---	Aaa	2,165,000.00	03/23/2023	02/29/2028	2,194,430.47	0.00	28,945.11	(45,408.17)	2,149,022.30	2,177,967.41
STLUCIE-Payden & Rygel	91282CGT2	UNITED STATES TREASURY	AA+	---	Aaa	255,000.00	04/03/2023	03/31/2028	255,298.83	0.00	2,323.57	(6,235.23)	249,063.60	251,387.17
STLUCIE-Payden & Rygel	91282CGT2	UNITED STATES TREASURY	AA+	---	Aaa	290,000.00	04/14/2023	03/31/2028	291,642.58	0.00	2,642.49	(8,393.78)	283,248.80	285,891.29
STLUCIE-Payden & Rygel	91282CGT2	UNITED STATES TREASURY	AA+	---	Aaa	725,000.00	04/25/2023	03/31/2028	724,207.03	0.00	6,606.22	(16,085.03)	708,122.00	714,728.22
STLUCIE-PFM	91282CGV7	UNITED STATES TREASURY	AA+	---	Aaa	250,000.00	05/02/2023	04/15/2026	249,609.38	0.00	1,972.34	(4,211.88)	244,687.50	246,659.84
STLUCIE-PFM	91282CGV7	UNITED STATES TREASURY	AA+	---	Aaa	1,500,000.00	05/18/2023	04/15/2026	1,498,710.94	0.00	11,834.02	(30,585.94)	1,468,125.00	1,479,959.02
STLUCIE-PFM	91282CGV7	UNITED STATES TREASURY	AA+	---	Aaa	1,475,000.00	06/13/2023	04/15/2026	1,454,315.43	0.00	11,636.78	(10,659.18)	1,443,656.25	1,455,293.03
STLUCIE-Payden & Rygel	91282CGV7	UNITED STATES TREASURY	AA+	---	Aaa	275,000.00	05/01/2023	04/15/2026	275,021.48	0.00	2,169.57	(5,865.23)	269,156.25	271,325.82
STLUCIE-Payden & Rygel	91282CGV7	UNITED STATES TREASURY	AA+	---	Aaa	361,000.00	05/01/2023	04/15/2026	361,141.02	0.00	2,848.05	(7,812.27)	353,328.75	356,176.80
STLUCIE-Payden & Rygel	91282CGV7	UNITED STATES TREASURY	AA+	---	Aaa	274,000.00	05/01/2023	04/15/2026	273,925.08	0.00	2,161.68	(5,747.58)	268,177.50	270,339.18
STLUCIE-Payden & Rygel	91282CHA2	UNITED STATES TREASURY	AA+	---	Aaa	689,000.00	05/01/2023	04/30/2028	689,053.83	0.00	4,062.85	(19,538.75)	669,515.08	673,577.93
STLUCIE-Payden & Rygel	91282CHA2	UNITED STATES TREASURY	AA+	---	Aaa	766,000.00	05/01/2023	04/30/2028	745,321.70	0.00	4,516.90	(21,284.18)	744,337.52	748,854.42
STLUCIE-PFM	91282CHB0	UNITED STATES TREASURY	AA+	---	Aaa	1,500,000.00	06/05/2023	05/15/2026	1,485,117.19	0.00	6,944.63	(21,672.19)	1,463,445.00	1,470,389.63
STLUCIE-PFM	91282CHB0	UNITED STATES TREASURY	AA+	---	Aaa	350,000.00	06/28/2023	05/15/2026	342,521.48	0.00	1,620.41	(1,050.98)	341,470.50	343,090.91
STLUCIE-Payden & Rygel	91282CHB0	UNITED STATES TREASURY	AA+	---	Aaa	360,000.00	06/08/2023	05/15/2026	353,868.75	0.00	1,666.71	(2,641.95)	351,226.80	352,893.51
STLUCIE-PFM	91282CHD6	UNITED STATES TREASURY	AA+	---	Aaa	500,000.00	06/27/2023	05/31/2025	495,371.09	0.00	1,799.86	(1,661.09)	493,710.00	495,509.86
STLUCIE-PFM	91282CHD6	UNITED STATES TREASURY	AA+	---	Aaa	500,000.00	06/30/2023	05/31/2025	494,785.16	0.00	1,799.86	(1,075.16)	493,710.00	495,509.86
STLUCIE-Payden & Rygel	91282CHE4	UNITED STATES TREASURY	AA+	---	Aaa	618,000.00	06/01/2023	05/31/2028	615,054.84	0.00	1,897.48	(10,570.50)	604,484.34	606,381.82
STLUCIE-Payden & Rygel	91282CHE4	UNITED STATES TREASURY	AA+	---	Aaa	832,000.00	06/01/2023							

**ST. LUCIE COUNTY BOARD OF COUNTY COMMISSIONERS
INVESTMENT PORTFOLIO
AS OF JUNE 30, 2023**

Account	Identifier	Description	S&P Rating	Fitch Rating	Moody's Rating	Current Units	Settle Date	Final Maturity	Book Value	Interest Due	Accrued Balance	Net Unrealized Gain/Loss	Market Value	Market Value + Accrued
SUPRANATIONAL														
STLUCIE-PFM	045167EX7	ASIAN DEVELOPMENT BANK	AAA	---	Aaa	525,000.00	10/06/2020	10/06/2023	524,438.25	0.00	309.90	(6,184.50)	518,253.75	518,563.65
STLUCIE-PFM	045167FE8	ASIAN DEVELOPMENT BANK	AAA	---	Aaa	1,135,000.00	06/09/2021	06/11/2024	1,134,319.00	0.00	236.46	(52,017.05)	1,082,301.95	1,082,538.41
STLUCIE-PFM	045167FK4	ASIAN DEVELOPMENT BANK	AAA	---	Aaa	1,000,000.00	03/15/2022	03/15/2024	998,670.00	0.00	4,784.72	(25,040.00)	973,630.00	978,414.72
STLUCIE-PFM	045167FM0	ASIAN DEVELOPMENT BANK	AAA	---	Aaa	725,000.00	04/27/2022	05/06/2025	724,144.50	0.00	3,184.46	(26,694.50)	697,450.00	700,634.46
STLUCIE-PFM	045167FU2	ASIAN DEVELOPMENT BANK	AAA	---	Aaa	665,000.00	01/12/2023	01/09/2026	663,138.00	0.00	13,267.67	(5,419.75)	657,718.25	670,985.92
STLUCIE-Payden & Rygel	045167EW9	ASIAN DEVELOPMENT BANK	AAA	---	Aaa	610,000.00	09/03/2020	09/03/2025	607,291.60	0.00	749.79	(52,740.60)	554,551.00	555,300.79
STLUCIE-Payden & Rygel	4581X0DP0	INTER-AMERICAN DEVELOPMENT BANK	AAA	---	Aaa	330,000.00	09/02/2020	11/15/2023	329,475.30	0.00	105.42	(5,633.10)	323,842.20	323,947.62
STLUCIE-PFM	4581X0DZ8	INTER-AMERICAN DEVELOPMENT BANK	AAA	---	Aaa	695,000.00	09/23/2021	09/23/2024	694,485.70	0.00	945.97	(39,691.45)	654,794.25	655,740.22
STLUCIE-Payden & Rygel	4581X0EK0	INTER-AMERICAN DEVELOPMENT BANK	AAA	---	Aaa	600,000.00	07/06/2023	05/15/2026	599,538.00	0.00	0.00	(1,320.00)	598,218.00	598,218.00
STLUCIE-Payden & Rygel	459058JM6	INTERNATIONAL BANK FOR RECONSTRUCTION AND DE	AAA	---	Aaa	340,000.00	11/24/2020	11/24/2023	339,269.00	0.00	87.36	(6,014.60)	333,254.40	333,341.76
STLUCIE-PFM	45906M3C3	INTERNATIONAL BANK FOR RECONSTRUCTION AND DE	AAA	---	Aaa	210,000.00	03/29/2022	03/28/2024	209,836.20	0.00	1,220.63	(4,181.20)	204,918.00	206,138.63
STLUCIE-Payden & Rygel	45950KCP3	INTERNATIONAL FINANCE CORP	AAA	---	Aaa	250,000.00	07/31/2018	07/31/2023	248,812.50	0.00	3,015.81	767.50	249,580.00	252,595.81
STLUCIE-Payden & Rygel	45950KCR9	INTERNATIONAL FINANCE CORP	AAA	---	Aaa	500,000.00	10/16/2019	10/16/2024	498,535.00	0.00	1,432.29	(22,925.00)	475,610.00	477,042.29
									7,571,953.05	0.00	29,340.48	(247,831.25)	7,324,121.80	7,353,462.28
ASSET BACKED SECURITIES														
STLUCIE-Payden & Rygel	00217QAB7	ARIFL 2022-A A2	AAA	---	NA	203,393.85	04/13/2022	01/15/2031	203,391.79	0.00	282.04	(3,099.70)	200,292.09	200,574.13
STLUCIE-Payden & Rygel	05593AAC3	BMWLT 2023-1 A3	AAA	---	Aaa	200,000.00	02/15/2023	11/25/2025	199,995.24	0.00	172.00	(1,339.24)	198,656.00	198,828.00
STLUCIE-Payden & Rygel	12510KAC7	CCG 211 A2	NA	---	Aaa	64,590.12	02/16/2021	06/14/2027	64,580.21	0.00	9.15	(1,474.37)	63,105.84	63,114.99
STLUCIE-Payden & Rygel	12597PAD0	CNH 2020-A A4	AAA	---	Aaa	160,000.00	05/27/2020	04/15/2027	159,969.54	0.00	107.38	(4,455.94)	155,513.60	155,620.98
STLUCIE-Payden & Rygel	12663JAC5	CNH 2022-B A3	NA	---	Aaa	550,000.00	08/23/2022	11/15/2027	549,916.13	0.00	950.89	(15,349.13)	534,567.00	535,517.89
STLUCIE-Payden & Rygel	12664QAC8	CNH 2023-A A3	AAA	---	NA	400,000.00	04/25/2023	08/15/2028	399,932.60	0.00	855.11	(3,956.60)	395,976.00	396,831.11
STLUCIE-Payden & Rygel	14318DAC3	CARMX 2023-1 A3	AAA	---	NA	400,000.00	01/25/2023	10/15/2027	399,966.84	0.00	844.44	(5,606.84)	394,360.00	395,204.44
STLUCIE-Payden & Rygel	14318UAD3	CARMX 2022-4 A3	AAA	---	NA	700,000.00	10/31/2022	08/16/2027	699,835.85	0.00	1,661.33	(1,935.85)	697,900.00	699,561.33
STLUCIE-Payden & Rygel	14687KAD8	CARVA 2021-P4 A4	AAA	---	NA	600,000.00	12/29/2021	12/10/2027	599,968.92	0.00	574.00	(64,726.92)	535,242.00	535,816.00
STLUCIE-Payden & Rygel	16144JAC5	CHAOT 2022-A A3	NA	---	Aaa	700,000.00	08/23/2022	06/25/2027	699,925.31	0.00	464.33	(16,305.31)	683,620.00	684,084.33
STLUCIE-Payden & Rygel	165183CP7	CHH 211 A1	NA	---	Aaa	82,386.05	03/23/2021	04/15/2033	82,376.02	0.00	17.21	(2,368.45)	80,007.57	80,024.78
STLUCIE-Payden & Rygel	23291YAD7	DLAA 2021-1 A4	NA	---	Aaa	250,000.00	05/05/2021	02/19/2030	249,991.90	0.00	100.14	(25,079.40)	224,912.50	225,012.64
STLUCIE-Payden & Rygel	23258AC6	DLAD 2023-1 A3	NA	---	Aaa	400,000.00	02/02/2023	01/20/2028	399,903.28	0.00	585.44	(7,875.28)	392,028.00	392,613.44
STLUCIE-Payden & Rygel	23326AD6	DLAD 2021-1 A4	NA	---	Aaa	450,000.00	07/28/2021	06/20/2029	449,993.97	0.00	123.75	(57,409.47)	392,584.50	392,708.25
STLUCIE-Payden & Rygel	24702CAE4	DEFT 222 A3	NA	---	Aaa	400,000.00	07/20/2022	07/22/2027	399,920.84	0.00	414.00	(9,388.84)	390,532.00	390,946.00
STLUCIE-Payden & Rygel	24703GAC8	DEFT 232 A3	NA	---	Aaa	500,000.00	06/22/2023	11/22/2028	499,969.15	0.00	706.25	(19.15)	499,950.00	500,656.25
STLUCIE-Payden & Rygel	29374FAB9	EFF 223 A2	AAA	---	NA	587,549.36	08/24/2022	07/20/2029	587,469.98	0.00	786.34	(12,646.94)	574,823.04	575,609.38
STLUCIE-Payden & Rygel	29374GAB7	EFF 224 A2	AAA	---	NA	400,000.00	11/21/2022	05/20/2026	399,934.96	0.00	704.00	(1,446.96)	398,488.00	399,192.00
STLUCIE-Payden & Rygel	29374YAC6	EFF 2021-2 A3	AAA	---	NA	450,000.00	07/28/2021	05/20/2027	449,953.02	0.00	101.75	(38,653.02)	411,300.00	411,401.75
STLUCIE-Payden & Rygel	30168AAC6	EART 2022-6 A3	NA	---	Aaa	300,000.00	12/09/2022	08/17/2026	299,968.02	0.00	760.00	(790.02)	299,178.00	299,938.00
STLUCIE-Payden & Rygel	39154TBK3	GALC 2021-1 A4	AAA	---	NA	300,000.00	02/10/2021	12/15/2026	299,964.93	0.00	73.33	(18,444.93)	281,520.00	281,593.33
STLUCIE-Payden & Rygel	39154TCC0	GALC 231 A3	AAA	---	NA	600,000.00	05/24/2023	07/17/2027	599,947.08	0.00	1,373.33	(9,913.08)	590,034.00	591,407.33
STLUCIE-Payden & Rygel	403951AC0	JPEFS 223 A3	AAA	---	Aaa	400,000.00	10/19/2022	08/20/2029	399,933.40	0.00	663.67	(1,877.40)	398,056.00	398,719.67
STLUCIE-Payden & Rygel	47788UAD4	JDOT 2021 A4	NA	---	Aaa	400,000.00	03/10/2021	12/15/2027	399,983.00	0.00	110.22	(25,019.00)	374,964.00	375,074.22
STLUCIE-Payden & Rygel	50117TAD3	KCOT 2021-1 A4	NA	---	Aaa	530,000.00	04/14/2021	03/15/2027	529,856.16	0.00	204.93	(39,351.76)	490,504.40	490,709.33
STLUCIE-Payden & Rygel	55317JAD2	MMAF 21A A4	NA	---	Aaa	200,000.00	05/05/2021	11/13/2030	199,926.28	0.00	104.00	(22,204.28)	177,722.00	177,826.00
STLUCIE-Payden & Rygel	55317JAE0	MMAF 21A A5	NA	---	Aaa	300,000.00	05/05/2021	11/13/2043	299,948.70	0.00	178.50	(33,044.70)	266,904.00	267,082.50
STLUCIE-Payden & Rygel	58770AAC7	MBART 2023-1 A3	AAA	---	NA	300,000.00	01/25/2023	11/15/2027	299,964.00	0.00	601.33	(4,980.00)	294,984.00	295,585.33
STLUCIE-Payden & Rygel	606940AC8	MMAF 22B A3	NA	---	Aaa	400,000.00	11/09/2022	07/10/2028	399,978.32	0.00	1,371.33	(19.32)	399,060.00	400,431.33
STLUCIE-Payden & Rygel	65480WAD3	NAROT 2023-A A3	NA	---	Aaa	500,000.00	04/26/2023	11/15/2027	499,911.65	0.00	1,091.11	(4,196.65)	495,715.00	496,806.11
STLUCIE-Payden & Rygel	682685AA0	ODART 2023-1 A	AAA	---	NA	550,000.00	02/22/2023	11/14/2029	549,461.66	0.00	1,405.10	(9,075.66)	540,386.00	541,791.10
STLUCIE-Payden & Rygel	682687AA6	ODART 2021-1 A	AAA	---	NA	700,000.00	10/15/2021	07/14/2028	699,919.22	0.00	287.58	(38,853.22)	661,066.00	661,353.58
STLUCIE-Payden & Rygel	73328QAC8	PFAS2 231 A3	AAA	---	Aaa	350,000.00	05/24/2023	09/22/2028	349,942.39	0.00	1,730.26	(4,737.39)	345,205.00	346,935.26
STLUCIE-Payden & Rygel	73328QAD6	PFAS2 231 A4	AAA	---	Aaa	400,000.00	05/24/2023	06/23/2031	399,939.76	0.00	1,940.44	(6,115.76)	393,824.00	395,764.44
STLUCIE-Payden & Rygel	80285UAD3	SDART 2022-3 A3	AAA	---	Aaa	237,298.01	05/18/2022	12/15/2026	237,274.98	0.00	358.58	(3,078.45)	234,196.53	234,555.11
STLUCIE-Payden & Rygel	80287FAC6	SDART 2022-7 A3	AAA	---	Aaa	250,000.00	11/22/2022	04/15/2027	249,979.83	0.00	638.89	(399.83)	249,580.00	250,218.89
STLUCIE-Payden & Rygel	80287GAC4	SDART 2023-1 A3	AAA	---	Aaa	300,000.00	01/25/2023	04/15/2027	299,953.08	0.00	650.67	(3,949.08)	296,004.00	296,654.67
STLUCIE-Payden & Rygel	80287HAC2	SDART 2022-5 A3	AAA	---	Aaa	600,000.00	08/24/2022	08/15/2026	599,977.44	0.00	1,096.00	(6,103.44)	593,874.00	594,970.00
STLUCIE-Payden & Rygel	802918AC6	SDART 2022-6 A3	AAA	---	Aaa	300,000.00	09/21/2022	11/16/2026	299,991.96	0.00	598.67	(3,711.96)	296,280.00	296,878.67
STLUCIE-Payden & Rygel	89239MAC1	TLOT 2023-A A3	AAA	---	Aaa	400,000.00	04/18/2023	04/20/2026	399,930.24	0.00	602.56	(4,550.24)	395,380.00	395,982.56
STLUCIE-Payden & Rygel	92868JAD8	VALET 2020-1 A3	NA	---	Aaa	54,746.56	05/19/2020	11/20/2024	54,742.82	0.00	16.39	(372.92)	54,369.90	54,386.30
STLUCIE-Payden & Rygel	98163CAF7	WOART 20C A4	AAA	---	NA	160,000.00	08/19/2020	10/15/2026	159,979.98	0.00	43.38	(9,325.58)	150,654.40	150,697.78
STLUCIE-Payden & Rygel	98164JAD6	WOART 2023-A A3	AAA	---	NA	300,000.00	02/15/2023	05/15/2028	299,949.15	0.00	644.00	(3,384.15)	296,565.00	297,209.00
STLUCIE-Payden & Rygel	98164QAD0	WOART 2023-B A3	AAA	---	NA	400,000.00	04/19/2023	05/15/2028	399,910.80	0.00	828.44	(5,602.80)	394,308.00	395,136.44
									16,727,330.40	0.00	26,832.29	(533,138.03)	16,194,192.36	16,221,024.65
MUNI														
STLUCIE-Payden & Rygel	576004HD0	MASS												

**ST. LUCIE COUNTY BOARD OF COUNTY COMMISSIONERS
INVESTMENT PORTFOLIO
AS OF JUNE 30, 2023**

Account	Identifier	Description	S&P Rating	Fitch Rating	Moody's Rating	Current Units	Settle Date	Final Maturity	Book Value	Interest Due	Accrued Balance	Net Unrealized Gain/Loss	Market Value	Market Value + Accrued	
STLUCIE-Equities Sawgrass	00090Q103	ADT ORD	NA	---	NA	64.00	03/31/2020	---	290.69	2.24	0.00	95.23	385.92	385.92	
STLUCIE-Equities Sawgrass	00090Q103	ADT ORD	NA	---	NA	21.00	07/01/2020	---	163.06	0.74	0.00	(36.43)	126.63	126.63	
STLUCIE-Equities Sawgrass	00090Q103	ADT ORD	NA	---	NA	202.00	01/27/2021	---	1,832.18	7.07	0.00	(614.12)	1,218.06	1,218.06	
STLUCIE-Equities Sawgrass	00090Q103	ADT ORD	NA	---	NA	306.00	03/16/2021	---	2,559.90	10.71	0.00	(714.72)	1,845.18	1,845.18	
STLUCIE-Equities Sawgrass	00090Q103	ADT ORD	NA	---	NA	62.00	10/01/2021	---	513.05	2.17	0.00	(139.19)	373.86	373.86	
STLUCIE-Equities Sawgrass	00090Q103	ADT ORD	NA	---	NA	238.00	03/31/2023	---	1,712.41	8.33	0.00	(277.27)	1,435.14	1,435.14	
STLUCIE-Equities Sawgrass	002121101	A10 NETWORKS ORD	NA	---	NA	654.00	02/26/2021	---	6,249.76	0.00	0.00	3,292.10	9,541.86	9,541.86	
STLUCIE-Equities Sawgrass	002121101	A10 NETWORKS ORD	NA	---	NA	30.00	11/09/2021	---	510.69	0.00	0.00	(72.99)	437.70	437.70	
STLUCIE-Equities Sawgrass	002824100	ABBOTT LABORATORIES ORD	NA	---	NA	128.00	03/29/2023	---	12,642.70	0.00	0.00	1,311.86	13,954.56	13,954.56	
STLUCIE-Equities Sawgrass	00287Y109	ABBVIE ORD	NA	---	NA	34.00	07/20/2022	---	5,095.92	0.00	0.00	(515.10)	4,580.82	4,580.82	
STLUCIE-Equities Sawgrass	00287Y109	ABBVIE ORD	NA	---	NA	382.00	07/21/2022	---	57,293.12	0.00	0.00	(5,826.26)	51,466.86	51,466.86	
STLUCIE-Equities Sawgrass	00287Y109	ABBVIE ORD	NA	---	NA	129.00	08/09/2022	---	17,829.09	0.00	0.00	(448.92)	17,380.17	17,380.17	
STLUCIE-Equities Sawgrass	00287Y109	ABBVIE ORD	NA	---	NA	157.00	08/19/2022	---	22,203.24	0.00	0.00	(1,050.63)	21,152.61	21,152.61	
STLUCIE-Equities Sawgrass	00287Y109	ABBVIE ORD	NA	---	NA	39.00	09/23/2022	---	5,565.61	0.00	0.00	(311.14)	5,254.47	5,254.47	
STLUCIE-Equities Sawgrass	00287Y109	ABBVIE ORD	NA	---	NA	192.00	11/01/2022	---	27,668.54	0.00	0.00	(1,800.38)	25,868.16	25,868.16	
STLUCIE-Equities Sawgrass	00287Y109	ABBVIE ORD	NA	---	NA	216.00	01/20/2023	---	32,847.21	0.00	0.00	(3,745.53)	29,101.68	29,101.68	
STLUCIE-Equities Sawgrass	00287Y109	ABBVIE ORD	NA	---	NA	316.00	05/01/2023	---	47,576.55	0.00	0.00	(5,001.87)	42,574.68	42,574.68	
STLUCIE-Equities Sawgrass	00287Y109	ABBVIE ORD	NA	---	NA	73.00	05/22/2023	---	10,445.83	0.00	0.00	(610.54)	9,835.29	9,835.29	
STLUCIE-Equities Sawgrass	00287Y109	ABBVIE ORD	NA	---	NA	115.00	05/30/2023	---	16,057.75	0.00	0.00	(563.80)	15,493.95	15,493.95	
STLUCIE-Equities Sawgrass	00287Y109	ABBVIE ORD	NA	---	NA	123.00	06/08/2023	---	16,616.12	0.00	0.00	(44.33)	16,571.79	16,571.79	
STLUCIE-Equities Sawgrass	006739106	ADDUS HOMECARE ORD	NA	---	NA	4.00	10/01/2021	---	332.24	0.00	0.00	38.56	370.80	370.80	
STLUCIE-Equities Sawgrass	006739106	ADDUS HOMECARE ORD	NA	---	NA	40.00	11/07/2022	---	4,353.00	0.00	0.00	(645.00)	3,708.00	3,708.00	
STLUCIE-Equities Sawgrass	006739106	ADDUS HOMECARE ORD	NA	---	NA	18.00	01/31/2023	---	1,929.40	0.00	0.00	(260.80)	1,668.60	1,668.60	
STLUCIE-Equities Sawgrass	00724F101	ADOBE ORD	NA	---	NA	27.00	03/10/2023	---	9,337.68	0.00	0.00	3,865.05	13,202.73	13,202.73	
STLUCIE-Equities Sawgrass	00724F101	ADOBE ORD	NA	---	NA	15.00	03/10/2023	---	5,202.04	0.00	0.00	2,132.81	7,334.85	7,334.85	
STLUCIE-Equities Sawgrass	00724F101	ADOBE ORD	NA	---	NA	29.00	05/05/2023	---	10,038.06	0.00	0.00	4,142.65	14,180.71	14,180.71	
STLUCIE-Equities Sawgrass	00724F101	ADOBE ORD	NA	---	NA	25.00	05/05/2023	---	8,779.63	0.00	0.00	3,445.12	12,224.75	12,224.75	
STLUCIE-Equities Sawgrass	00724F101	ADOBE ORD	NA	---	NA	21.00	05/16/2023	---	7,035.84	0.00	0.00	3,232.95	10,268.79	10,268.79	
STLUCIE-Equities Sawgrass	00724F101	ADOBE ORD	NA	---	NA	11.00	06/14/2023	---	5,149.64	0.00	0.00	5,378.89	5,378.89	5,378.89	
STLUCIE-Equities Sawgrass	00766T100	AECOM ORD	NA	---	NA	60.00	04/01/2022	---	4,718.40	0.00	0.00	363.00	5,081.40	5,081.40	
STLUCIE-Equities Sawgrass	007973100	ADVANCED ENERGY INDUSTRIES ORD	NA	---	NA	23.00	03/07/2023	---	2,189.23	0.00	0.00	374.12	2,563.35	2,563.35	
STLUCIE-Equities Sawgrass	007973100	ADVANCED ENERGY INDUSTRIES ORD	NA	---	NA	26.00	06/12/2023	---	2,764.95	0.00	0.00	132.75	2,897.70	2,897.70	
STLUCIE-Equities Sawgrass	00971T101	AKAMAI TECHNOLOGIES ORD	NA	---	NA	312.00	03/06/2023	---	23,049.82	0.00	0.00	4,989.62	28,039.44	28,039.44	
STLUCIE-Equities Sawgrass	00971T101	AKAMAI TECHNOLOGIES ORD	NA	---	NA	278.00	05/17/2023	---	23,821.82	0.00	0.00	1,162.04	24,983.86	24,983.86	
STLUCIE-Equities Sawgrass	00971T101	AKAMAI TECHNOLOGIES ORD	NA	---	NA	234.00	05/18/2023	---	20,220.38	0.00	0.00	809.20	21,029.58	21,029.58	
STLUCIE-Equities Sawgrass	00971T101	AKAMAI TECHNOLOGIES ORD	NA	---	NA	184.00	05/19/2023	---	15,977.05	0.00	0.00	559.03	16,536.08	16,536.08	
STLUCIE-Equities Sawgrass	00971T101	AKAMAI TECHNOLOGIES ORD	NA	---	NA	169.00	05/30/2023	---	15,030.49	0.00	0.00	157.54	15,188.03	15,188.03	
STLUCIE-Equities Sawgrass	00971T101	AKAMAI TECHNOLOGIES ORD	NA	---	NA	49.00	06/14/2023	---	4,504.57	0.00	0.00	(100.94)	4,403.63	4,403.63	
STLUCIE-Equities Sawgrass	013091103	ALBERTSONS COMPANIES CL A ORD	NA	---	NA	170.00	06/30/2021	---	3,401.86	0.00	0.00	307.54	3,709.40	3,709.40	
STLUCIE-Equities Sawgrass	013091103	ALBERTSONS COMPANIES CL A ORD	NA	---	NA	65.00	12/30/2021	---	1,906.78	0.00	0.00	(488.48)	1,418.30	1,418.30	
STLUCIE-Equities Sawgrass	01973R101	ALLISON TRANSMISSION HOLDINGS ORD	NA	---	NA	77.00	08/05/2022	---	3,174.61	0.00	0.00	4,347.42	4,347.42	4,347.42	
STLUCIE-Equities Sawgrass	01973R101	ALLISON TRANSMISSION HOLDINGS ORD	NA	---	NA	40.00	01/31/2023	---	1,778.00	0.00	0.00	480.40	2,258.40	2,258.40	
STLUCIE-Equities Sawgrass	020002101	ALLSTATE ORD	NA	---	NA	0.00	05/05/2017	---	0.00	586.51	0.00	0.00	0.00	0.00	0.00
STLUCIE-Equities Sawgrass	020002101	ALLSTATE ORD	NA	---	NA	0.00	06/04/2018	---	0.00	76.54	0.00	0.00	0.00	0.00	0.00
STLUCIE-Equities Sawgrass	02079K107	ALPHABET CL C ORD	NA	---	NA	380.00	06/29/2020	---	27,044.15	0.00	0.00	18,924.45	45,968.60	45,968.60	
STLUCIE-Equities Sawgrass	02079K107	ALPHABET CL C ORD	NA	---	NA	100.00	08/26/2020	---	7,958.50	0.00	0.00	4,138.50	12,097.00	12,097.00	
STLUCIE-Equities Sawgrass	02079K305	ALPHABET CL A ORD	NA	---	NA	47.00	09/27/2022	---	4,637.28	0.00	0.00	988.62	5,625.90	5,625.90	
STLUCIE-Equities Sawgrass	02079K305	ALPHABET CL A ORD	NA	---	NA	524.00	09/29/2022	---	50,963.98	0.00	0.00	11,758.82	62,722.80	62,722.80	
STLUCIE-Equities Sawgrass	02079K305	ALPHABET CL A ORD	NA	---	NA	101.00	10/20/2022	---	10,284.02	0.00	0.00	1,805.68	12,089.70	12,089.70	
STLUCIE-Equities Sawgrass	02079K305	ALPHABET CL A ORD	NA	---	NA	124.00	01/12/2023	---	10,856.20	0.00	0.00	3,986.60	14,842.80	14,842.80	
STLUCIE-Equities Sawgrass	02079K305	ALPHABET CL A ORD	NA	---	NA	115.00	02/21/2023	---	11,087.96	0.00	0.00	2,677.54	13,765.50	13,765.50	
STLUCIE-Equities Sawgrass	02079K305	ALPHABET CL A ORD	NA	---	NA	102.00	02/22/2023	---	9,616.05	0.00	0.00	2,593.35	12,209.40	12,209.40	
STLUCIE-Equities Sawgrass	02079K305	ALPHABET CL A ORD	NA	---	NA	95.00	05/02/2023	---	10,040.08	0.00	0.00	1,331.42	11,371.50	11,371.50	
STLUCIE-Equities Sawgrass	02079K305	ALPHABET CL A ORD	NA	---	NA	90.00	06/23/2023	---	10,903.50	0.00	0.00	(130.50)	10,773.00	10,773.00	
STLUCIE-Equities Sawgrass	021369103	ALT AIR ENGINEERING CL A ORD	NA	---	NA	47.00	06/12/2023	---	3,484.17	0.00	0.00	80.31	3,564.48	3,564.48	
STLUCIE-Equities Sawgrass	02156K103	ALTICE USA CL A ORD	NA	---	NA	1,107.00	12/23/2022	---	4,613.20	0.00	0.00	(1,270.06)	3,343.14	3,343.14	
STLUCIE-Equities Sawgrass	02156K103	ALTICE USA CL A ORD	NA	---	NA	618.00	03/31/2023	---	1,986.87	0.00	0.00	(120.51)	1,866.36	1,866.36	
STLUCIE-Equities Sawgrass	023135106	AMAZON COM ORD	NA	---	NA	138.00	11/21/2022	---	13,275.60	0.00	0.00	4,714.08	17,989.68	17,989.68	
STLUCIE-Equities Sawgrass	023135106	AMAZON COM ORD	NA	---	NA	203.00	12/13/2022	---	18,167.51	0.00	0.00	8,295.57	26,463.08	26,463.08	
STLUCIE-Equities Sawgrass	023135106	AMAZON COM ORD	NA	---	NA	187.00	01/27/2023	---	17,214.29	0.00	0.00	7,163.03	24,377.32	24,377.32	
STLUCIE-Equities Sawgrass	023135106	AMAZON COM ORD	NA	---	NA	73.00	02/22/2023	---	7,087.57	0.00	0.00	2,428.71	9,516.28	9,516.28	
STLUCIE-Equities Sawgrass	023135106	AMAZON COM ORD	NA	---	NA	144.00	03/29/2023	---	14,182.88	0.00	0.00	4,588.96	18,771.84	18,771.84	
STLUCIE-Equities Sawgrass	023436108	AMEDISYS ORD	NA	---	NA	6.00	10/22/2020	---	1,495.14	0.00	0.00	(946.50)	548.64	548.64	
STLUCIE-Equities Sawgrass	023436108	AMEDISYS ORD	NA	---	NA	7.00	01/27/2021	---	2,260.51	0.00	0.00	(1,620.43)	640.08	640.08	
STLUCIE-Equities Sawgrass	023436108	AMEDISYS ORD	NA	---	NA	1.00	02/01/2021	---	287.14	0.00	0.00	(195.70)	91.44	91.44	
STLUCIE-Equities Sawgrass	023436108	AMEDISYS ORD	NA	---	NA	11.00	03/16/2021	---	2,901.03	0.00	0.00	(1,895.19)	1,005.84	1,005.84	
STLUCIE-Equities Sawgrass	023436108	AMEDISYS ORD	NA	---	NA	1.00	03/31/2021	---	265.11	0.00	0.00	(173.67)	91.44	91.44	
STLUCIE-Equities Sawgrass	023436108	AMEDISYS ORD	NA	---	NA	4.00	06/30/2021	---	1,020.67	0.00	0.00	(654.91)	365.76	365.76	
STLUCIE-Equities Sawgrass	023436108	AMEDISYS ORD	NA	---	NA	4.00	10/01/2021	---	608.66	0.00	0.00	(242.90)	365.76	365.76	

**ST. LUCIE COUNTY BOARD OF COUNTY COMMISSIONERS
INVESTMENT PORTFOLIO
AS OF JUNE 30, 2023**

Account	Identifier	Description	S&P	Fitch	Moody's	Current Units	Settle Date	Final Maturity	Book Value	Interest Due	Accrued Balance	Net Unrealized		Market Value +
			Rating	Rating	Rating							Gain/Loss	Market Value	Accrued
STLUCIE-Equities Sawgrass	023436108	AMEDISYS ORD	NA	---	NA	21.00	12/23/2022	---	1,735.89	0.00	0.00	184.35	1,920.24	1,920.24
STLUCIE-Equities Sawgrass	023436108	AMEDISYS ORD	NA	---	NA	21.00	03/31/2023	---	1,544.40	0.00	0.00	0.00	1,920.24	1,920.24
STLUCIE-Equities Sawgrass	02376R102	AMERICAN AIRLINES GROUP ORD	NA	---	NA	298.00	06/29/2022	---	4,079.62	0.00	0.00	1,266.50	5,346.12	5,346.12
STLUCIE-Equities Sawgrass	02376R102	AMERICAN AIRLINES GROUP ORD	NA	---	NA	177.00	09/28/2022	---	2,110.73	0.00	0.00	1,064.65	3,175.38	3,175.38
STLUCIE-Equities Sawgrass	03073E105	AMERISOURCEBERGEN ORD	NA	---	NA	199.00	06/08/2018	---	17,303.95	0.00	0.00	20,989.62	38,293.57	38,293.57
STLUCIE-Equities Sawgrass	03073E105	AMERISOURCEBERGEN ORD	NA	---	NA	250.00	07/19/2018	---	21,790.68	0.00	0.00	26,316.82	48,107.50	48,107.50
STLUCIE-Equities Sawgrass	03073E105	AMERISOURCEBERGEN ORD	NA	---	NA	81.00	09/13/2019	---	7,128.00	0.00	0.00	8,458.83	15,586.83	15,586.83
STLUCIE-Equities Sawgrass	03073E105	AMERISOURCEBERGEN ORD	NA	---	NA	219.00	06/15/2023	---	39,491.42	0.00	0.00	2,650.75	42,142.17	42,142.17
STLUCIE-Equities Sawgrass	031162100	AMGEN ORD	NA	---	NA	52.00	06/14/2022	---	12,547.20	0.00	0.00	(1,002.16)	11,545.04	11,545.04
STLUCIE-Equities Sawgrass	031162100	AMGEN ORD	NA	---	NA	234.00	07/11/2022	---	57,898.97	0.00	0.00	(5,946.29)	51,952.68	51,952.68
STLUCIE-Equities Sawgrass	031162100	AMGEN ORD	NA	---	NA	65.00	07/20/2022	---	15,900.79	0.00	0.00	(1,469.49)	14,431.30	14,431.30
STLUCIE-Equities Sawgrass	031162100	AMGEN ORD	NA	---	NA	117.00	08/09/2022	---	28,779.66	0.00	0.00	(2,803.32)	25,976.34	25,976.34
STLUCIE-Equities Sawgrass	031162100	AMGEN ORD	NA	---	NA	62.00	08/22/2022	---	15,405.02	0.00	0.00	(1,639.78)	13,765.24	13,765.24
STLUCIE-Equities Sawgrass	031162100	AMGEN ORD	NA	---	NA	123.00	09/14/2022	---	29,205.12	0.00	0.00	(1,896.66)	27,308.46	27,308.46
STLUCIE-Equities Sawgrass	031162100	AMGEN ORD	NA	---	NA	117.00	12/14/2022	---	32,261.33	0.00	0.00	(6,284.99)	25,976.34	25,976.34
STLUCIE-Equities Sawgrass	031162100	AMGEN ORD	NA	---	NA	94.00	01/04/2023	---	24,521.27	0.00	0.00	(3,651.39)	20,869.88	20,869.88
STLUCIE-Equities Sawgrass	031162100	AMGEN ORD	NA	---	NA	85.00	02/03/2023	---	20,882.80	0.00	0.00	(2,011.10)	18,871.70	18,871.70
STLUCIE-Equities Sawgrass	031162100	AMGEN ORD	NA	---	NA	84.00	06/12/2023	---	18,553.92	0.00	0.00	95.76	18,649.68	18,649.68
STLUCIE-Equities Sawgrass	031652100	AMKOR TECHNOLOGY ORD	NA	---	NA	371.00	04/30/2021	---	7,710.72	0.00	0.00	3,326.53	11,037.25	11,037.25
STLUCIE-Equities Sawgrass	031652100	AMKOR TECHNOLOGY ORD	NA	---	NA	40.00	05/10/2021	---	784.35	0.00	0.00	405.65	1,190.00	1,190.00
STLUCIE-Equities Sawgrass	031652100	AMKOR TECHNOLOGY ORD	NA	---	NA	152.00	01/31/2023	---	4,570.64	0.00	0.00	(48.64)	4,522.00	4,522.00
STLUCIE-Equities Sawgrass	03674X106	ANTERO RESOURCES ORD	NA	---	NA	223.00	03/31/2023	---	5,026.93	0.00	0.00	108.76	5,135.69	5,135.69
STLUCIE-Equities Sawgrass	03743Q108	APA ORD	NA	---	NA	180.00	09/28/2022	---	5,778.90	0.00	0.00	371.70	6,150.60	6,150.60
STLUCIE-Equities Sawgrass	037833100	APPLE ORD	NA	---	NA	232.00	09/30/2022	---	34,195.99	0.00	0.00	10,805.05	45,001.04	45,001.04
STLUCIE-Equities Sawgrass	037833100	APPLE ORD	NA	---	NA	101.00	09/30/2022	---	14,686.41	0.00	0.00	4,904.56	19,590.97	19,590.97
STLUCIE-Equities Sawgrass	037833100	APPLE ORD	NA	---	NA	89.00	10/17/2022	---	12,225.13	0.00	0.00	5,038.20	17,263.33	17,263.33
STLUCIE-Equities Sawgrass	037833100	APPLE ORD	NA	---	NA	117.00	12/13/2022	---	16,725.15	0.00	0.00	5,969.34	22,694.49	22,694.49
STLUCIE-Equities Sawgrass	03820C105	APPLIED INDUSTRIAL TECHNOLOGIES ORD	NA	---	NA	36.00	11/07/2022	---	4,517.56	0.00	0.00	696.32	5,213.88	5,213.88
STLUCIE-Equities Sawgrass	03820C105	APPLIED INDUSTRIAL TECHNOLOGIES ORD	NA	---	NA	9.00	03/07/2023	---	1,294.92	0.00	0.00	8.55	1,303.47	1,303.47
STLUCIE-Equities Sawgrass	03820C105	APPLIED INDUSTRIAL TECHNOLOGIES ORD	NA	---	NA	7.00	03/31/2023	---	978.36	0.00	0.00	35.45	1,013.81	1,013.81
STLUCIE-Equities Sawgrass	03852U106	ARAMARK ORD	NA	---	NA	164.00	06/30/2021	---	6,117.04	0.00	0.00	943.16	7,060.20	7,060.20
STLUCIE-Equities Sawgrass	03852U106	ARAMARK ORD	NA	---	NA	85.00	10/01/2021	---	2,875.97	0.00	0.00	783.28	3,659.25	3,659.25
STLUCIE-Equities Sawgrass	039653100	ARCOSA ORD	NA	---	NA	12.00	05/10/2021	---	775.95	0.00	0.00	133.29	909.24	909.24
STLUCIE-Equities Sawgrass	039653100	ARCOSA ORD	NA	---	NA	26.00	06/30/2021	---	1,541.28	0.00	0.00	428.74	1,970.02	1,970.02
STLUCIE-Equities Sawgrass	039653100	ARCOSA ORD	NA	---	NA	37.00	05/11/2023	---	2,548.08	0.00	0.00	255.41	2,803.49	2,803.49
STLUCIE-Equities Sawgrass	042735100	ARROW ELECTRONICS ORD	NA	---	NA	14.00	02/28/2020	---	1,002.77	0.00	0.00	1,002.45	2,005.22	2,005.22
STLUCIE-Equities Sawgrass	042735100	ARROW ELECTRONICS ORD	NA	---	NA	1.00	12/31/2020	---	96.76	0.00	0.00	46.47	143.23	143.23
STLUCIE-Equities Sawgrass	042735100	ARROW ELECTRONICS ORD	NA	---	NA	26.00	01/27/2021	---	2,743.26	0.00	0.00	980.72	3,723.98	3,723.98
STLUCIE-Equities Sawgrass	042735100	ARROW ELECTRONICS ORD	NA	---	NA	38.00	03/16/2021	---	3,950.57	0.00	0.00	1,492.17	5,442.74	5,442.74
STLUCIE-Equities Sawgrass	042735100	ARROW ELECTRONICS ORD	NA	---	NA	2.00	03/31/2021	---	215.09	0.00	0.00	71.37	286.46	286.46
STLUCIE-Equities Sawgrass	04316A108	ARTISAN PARTNERS ASSET MGMT CL A ORD	NA	---	NA	106.00	03/31/2021	---	5,570.89	0.00	0.00	(1,404.03)	4,166.86	4,166.86
STLUCIE-Equities Sawgrass	04316A108	ARTISAN PARTNERS ASSET MGMT CL A ORD	NA	---	NA	5.00	05/10/2021	---	279.80	0.00	0.00	(83.25)	196.55	196.55
STLUCIE-Equities Sawgrass	04316A108	ARTISAN PARTNERS ASSET MGMT CL A ORD	NA	---	NA	30.00	05/28/2021	---	1,509.75	0.00	0.00	(330.45)	1,179.30	1,179.30
STLUCIE-Equities Sawgrass	04316A108	ARTISAN PARTNERS ASSET MGMT CL A ORD	NA	---	NA	8.00	10/01/2021	---	401.92	0.00	0.00	(87.44)	314.48	314.48
STLUCIE-Equities Sawgrass	043436104	ASBURY AUTOMOTIVE GROUP ORD	NA	---	NA	18.00	01/31/2023	---	3,861.27	0.00	0.00	466.29	4,327.56	4,327.56
STLUCIE-Equities Sawgrass	047649108	ATKORE ORD	NA	---	NA	34.00	12/05/2022	---	4,279.98	0.00	0.00	1,021.98	5,301.96	5,301.96
STLUCIE-Equities Sawgrass	047649108	ATKORE ORD	NA	---	NA	14.00	01/31/2023	---	1,783.32	0.00	0.00	399.84	2,183.16	2,183.16
STLUCIE-Equities Sawgrass	052769106	AUTODESK ORD	NA	---	NA	90.00	05/15/2023	---	17,379.45	0.00	0.00	1,035.45	18,414.90	18,414.90
STLUCIE-Equities Sawgrass	052769106	AUTODESK ORD	NA	---	NA	67.00	05/16/2023	---	12,982.59	0.00	0.00	726.28	13,708.87	13,708.87
STLUCIE-Equities Sawgrass	052769106	AUTODESK ORD	NA	---	NA	42.00	06/01/2023	---	8,205.96	0.00	0.00	387.66	8,593.62	8,593.62
STLUCIE-Equities Sawgrass	052769106	AUTODESK ORD	NA	---	NA	50.00	06/22/2023	---	10,489.00	0.00	0.00	(258.50)	10,230.50	10,230.50
STLUCIE-Equities Sawgrass	052769106	AUTODESK ORD	NA	---	NA	53.00	06/27/2023	---	10,705.74	0.00	0.00	138.59	10,844.33	10,844.33
STLUCIE-Equities Sawgrass	053332102	AUTOZONE ORD	NA	---	NA	1.00	07/25/2022	---	2,195.86	0.00	0.00	297.50	2,493.36	2,493.36
STLUCIE-Equities Sawgrass	053332102	AUTOZONE ORD	NA	---	NA	4.00	09/23/2022	---	8,538.73	0.00	0.00	1,434.71	9,973.44	9,973.44
STLUCIE-Equities Sawgrass	053807103	AVNET ORD	NA	---	NA	34.00	02/28/2020	---	1,108.57	0.00	0.00	606.73	1,715.30	1,715.30
STLUCIE-Equities Sawgrass	053807103	AVNET ORD	NA	---	NA	6.00	03/31/2020	---	147.78	0.00	0.00	154.92	302.70	302.70
STLUCIE-Equities Sawgrass	053807103	AVNET ORD	NA	---	NA	6.00	09/29/2020	---	152.58	0.00	0.00	150.12	302.70	302.70
STLUCIE-Equities Sawgrass	053807103	AVNET ORD	NA	---	NA	77.00	01/27/2021	---	3,032.38	0.00	0.00	852.27	3,884.65	3,884.65
STLUCIE-Equities Sawgrass	053807103	AVNET ORD	NA	---	NA	5.00	02/01/2021	---	178.93	0.00	0.00	73.32	252.25	252.25
STLUCIE-Equities Sawgrass	053807103	AVNET ORD	NA	---	NA	123.00	03/16/2021	---	4,864.06	0.00	0.00	1,341.29	6,205.35	6,205.35
STLUCIE-Equities Sawgrass	053807103	AVNET ORD	NA	---	NA	6.00	03/31/2021	---	243.00	0.00	0.00	59.70	302.70	302.70
STLUCIE-Equities Sawgrass	05550J101	BJS WHOLESALE CLUB HOLD ORD	NA	---	NA	35.00	03/16/2021	---	1,485.47	0.00	0.00	719.88	2,205.35	2,205.35
STLUCIE-Equities Sawgrass	05550J101	BJS WHOLESALE CLUB HOLD ORD	NA	---	NA	6.00	03/31/2021	---	272.79	0.00	0.00	105.27	378.06	378.06
STLUCIE-Equities Sawgrass	05550J101	BJS WHOLESALE CLUB HOLD ORD	NA	---	NA	26.00	06/30/2021	---	1,215.74	0.00	0.00	422.52	1,638.26	1,638.26
STLUCIE-Equities Sawgrass	05550J101	BJS WHOLESALE CLUB HOLD ORD	NA	---	NA	100.00	08/13/2021	---	5,252.46	0.00	0.00	1,048.54	6,301.00	6,301.00
STLUCIE-Equities Sawgrass	05550J101	BJS WHOLESALE CLUB HOLD ORD	NA	---	NA	50.00	09/14/2021	---	2,934.56	0.00	0.00	215.94	3,150.50	3,150.50
STLUCIE-Equities Sawgrass	05550J101	BJS WHOLESALE CLUB HOLD ORD	NA	---	NA	12.00	10/01/2021	---	690.30	0.00	0.00	65.82	756.12	756.12
STLUCIE-Equities Sawgrass	05550J101	BJS WHOLESALE CLUB HOLD ORD	NA	---	NA	40.00	12/14/2021	---	2,655.40	0.00	0.00	(135.00)	2,520.40	2,520.40
STLUCIE-Equities Sawgrass	060505104	BANK OF AMERICA ORD	NA	---	NA	157.00	07/22/2016	---	2,243.53	0.00	0.00	2,260.80	4,504.33	4,504.33

**ST. LUCIE COUNTY BOARD OF COUNTY COMMISSIONERS
INVESTMENT PORTFOLIO
AS OF JUNE 30, 2023**

Account	Identifier	Description	S&P	Fitch	Moody's	Current Units	Settle Date	Final Maturity	Book Value	Interest Due	Accrued Balance	Net Unrealized		Market Value +	
			Rating	Rating	Rating							Gain/Loss	Market Value	Accrued	
STLUCIE-Equities Sawgrass	060505104	BANK OF AMERICA ORD	NA	---	NA	1,575.00	12/08/2016	---	34,476.75	0.00	0.00	10,710.00	45,186.75	45,186.75	
STLUCIE-Equities Sawgrass	060505104	BANK OF AMERICA ORD	NA	---	NA	925.00	12/09/2016	---	6,280.93	0.00	0.00	26,538.25	26,538.25	26,538.25	
STLUCIE-Equities Sawgrass	073685109	BEACON ROOFING SUPPLY ORD	NA	---	NA	43.00	05/11/2023	---	2,585.55	0.00	0.00	982.59	3,568.14	3,568.14	
STLUCIE-Equities Sawgrass	073685109	BEACON ROOFING SUPPLY ORD	NA	---	NA	37.00	06/12/2023	---	2,701.10	0.00	0.00	369.16	3,070.26	3,070.26	
STLUCIE-Equities Sawgrass	077454106	BELDEN ORD	NA	---	NA	29.00	09/22/2022	---	1,874.29	1.45	0.00	899.56	2,773.85	2,773.85	
STLUCIE-Equities Sawgrass	077454106	BELDEN ORD	NA	---	NA	26.00	12/05/2022	---	2,131.88	1.30	0.00	355.02	2,486.90	2,486.90	
STLUCIE-Equities Sawgrass	084670702	BERKSHIRE HATHAWAY CL B ORD	NA	---	NA	145.00	12/08/2016	---	23,191.30	0.00	0.00	26,253.70	49,445.00	49,445.00	
STLUCIE-Equities Sawgrass	084670702	BERKSHIRE HATHAWAY CL B ORD	NA	---	NA	100.00	12/09/2016	---	16,029.00	0.00	0.00	18,071.00	34,100.00	34,100.00	
STLUCIE-Equities Sawgrass	084670702	BERKSHIRE HATHAWAY CL B ORD	NA	---	NA	30.00	10/29/2018	---	6,100.80	0.00	0.00	4,129.20	10,230.00	10,230.00	
STLUCIE-Equities Sawgrass	084670702	BERKSHIRE HATHAWAY CL B ORD	NA	---	NA	50.00	07/19/2019	---	10,461.00	0.00	0.00	6,589.00	17,050.00	17,050.00	
STLUCIE-Equities Sawgrass	084670702	BERKSHIRE HATHAWAY CL B ORD	NA	---	NA	39.00	05/24/2022	---	11,788.14	0.00	0.00	1,510.86	13,299.00	13,299.00	
STLUCIE-Equities Sawgrass	084670702	BERKSHIRE HATHAWAY CL B ORD	NA	---	NA	27.00	05/31/2022	---	8,461.26	0.00	0.00	745.74	9,207.00	9,207.00	
STLUCIE-Equities Sawgrass	08579W103	BERRY GLOBAL GROUP ORD	NA	---	NA	192.00	01/19/2021	---	10,262.47	0.00	0.00	2,090.81	12,353.28	12,353.28	
STLUCIE-Equities Sawgrass	08579W103	BERRY GLOBAL GROUP ORD	NA	---	NA	450.00	09/02/2021	---	30,434.58	0.00	0.00	(1,481.58)	28,953.00	28,953.00	
STLUCIE-Equities Sawgrass	08579W103	BERRY GLOBAL GROUP ORD	NA	---	NA	85.00	06/28/2022	---	4,855.84	0.00	0.00	613.06	5,468.90	5,468.90	
STLUCIE-Equities Sawgrass	09739D100	BOISE CASCADE ORD	NA	---	NA	70.00	12/30/2021	---	4,905.60	0.00	0.00	1,418.90	6,324.50	6,324.50	
STLUCIE-Equities Sawgrass	10316T104	BOX CL A ORD	NA	---	NA	275.00	11/09/2021	---	7,330.07	0.00	0.00	749.43	8,079.50	8,079.50	
STLUCIE-Equities Sawgrass	10316T104	BOX CL A ORD	NA	---	NA	92.00	05/05/2022	---	2,806.39	0.00	0.00	(103.43)	2,702.96	2,702.96	
STLUCIE-Equities Sawgrass	10316T104	BOX CL A ORD	NA	---	NA	49.00	01/31/2023	---	1,579.76	0.00	0.00	(140.14)	1,439.62	1,439.62	
STLUCIE-Equities Sawgrass	11135F101	BROADCOM ORD	NA	---	NA	51.00	09/02/2021	---	25,366.93	0.00	0.00	18,872.00	44,238.93	44,238.93	
STLUCIE-Equities Sawgrass	11135F101	BROADCOM ORD	NA	---	NA	44.00	06/13/2023	---	35,543.64	0.00	0.00	2,623.28	38,166.92	38,166.92	
STLUCIE-Equities Sawgrass	115236101	BROWN & BROWN ORD	NA	---	NA	156.00	12/13/2022	---	1,696.81	0.00	0.00	1,696.81	10,739.04	10,739.04	
STLUCIE-Equities Sawgrass	115236101	BROWN & BROWN ORD	NA	---	NA	81.00	01/30/2023	---	4,750.65	0.00	0.00	825.39	5,576.04	5,576.04	
STLUCIE-Equities Sawgrass	12008R107	BUILDERS FIRSTSOURCE ORD	NA	---	NA	68.00	04/01/2022	---	4,690.64	0.00	0.00	4,557.36	9,248.00	9,248.00	
STLUCIE-Equities Sawgrass	124805102	CBIZ ORD	NA	---	NA	19.00	02/28/2020	---	502.93	0.00	0.00	509.39	1,012.32	1,012.32	
STLUCIE-Equities Sawgrass	124805102	CBIZ ORD	NA	---	NA	48.00	01/27/2021	---	1,287.42	0.00	0.00	1,270.02	2,557.44	2,557.44	
STLUCIE-Equities Sawgrass	124805102	CBIZ ORD	NA	---	NA	73.00	03/16/2021	---	2,472.72	0.00	0.00	1,416.72	3,889.44	3,889.44	
STLUCIE-Equities Sawgrass	124805102	CBIZ ORD	NA	---	NA	21.00	10/01/2021	---	687.44	0.00	0.00	431.44	1,118.88	1,118.88	
STLUCIE-Equities Sawgrass	124805102	CBIZ ORD	NA	---	NA	126.00	05/05/2022	---	5,073.88	0.00	0.00	1,639.40	6,713.28	6,713.28	
STLUCIE-Equities Sawgrass	124805102	CBIZ ORD	NA	---	NA	54.00	07/12/2022	---	2,187.03	0.00	0.00	690.09	2,877.12	2,877.12	
STLUCIE-Equities Sawgrass	124805102	CBIZ ORD	NA	---	NA	39.00	09/22/2022	---	1,773.06	0.00	0.00	304.86	2,077.92	2,077.92	
STLUCIE-Equities Sawgrass	12503M108	CBOE GLOBAL MARKETS ORD	NA	---	NA	270.00	11/15/2022	---	31,858.13	0.00	0.00	5,404.57	37,262.70	37,262.70	
STLUCIE-Equities Sawgrass	12503M108	CBOE GLOBAL MARKETS ORD	NA	---	NA	345.00	11/15/2022	---	39,992.30	0.00	0.00	7,621.15	47,613.45	47,613.45	
STLUCIE-Equities Sawgrass	12503M108	CBOE GLOBAL MARKETS ORD	NA	---	NA	301.00	11/25/2022	---	37,623.37	0.00	0.00	3,917.64	41,541.01	41,541.01	
STLUCIE-Equities Sawgrass	12503M108	CBOE GLOBAL MARKETS ORD	NA	---	NA	125.00	01/04/2023	---	15,652.66	0.00	0.00	1,598.59	17,251.25	17,251.25	
STLUCIE-Equities Sawgrass	12503M108	CBOE GLOBAL MARKETS ORD	NA	---	NA	173.00	01/09/2023	---	21,516.53	0.00	0.00	2,359.20	23,875.73	23,875.73	
STLUCIE-Equities Sawgrass	12503M108	CBOE GLOBAL MARKETS ORD	NA	---	NA	222.00	01/19/2023	---	27,881.67	0.00	0.00	2,756.55	30,638.22	30,638.22	
STLUCIE-Equities Sawgrass	12503M108	CBOE GLOBAL MARKETS ORD	NA	---	NA	135.00	02/07/2023	---	16,032.09	0.00	0.00	2,599.26	18,631.35	18,631.35	
STLUCIE-Equities Sawgrass	12503M108	CBOE GLOBAL MARKETS ORD	NA	---	NA	38.00	03/31/2023	---	5,029.30	0.00	0.00	215.08	5,244.38	5,244.38	
STLUCIE-Equities Sawgrass	12503M108	CBOE GLOBAL MARKETS ORD	NA	---	NA	78.00	05/22/2023	---	10,706.26	0.00	0.00	58.52	10,764.78	10,764.78	
STLUCIE-Equities Sawgrass	12503M108	CBOE GLOBAL MARKETS ORD	NA	---	NA	275.00	05/25/2023	---	37,622.31	0.00	0.00	330.44	37,952.75	37,952.75	
STLUCIE-Equities Sawgrass	12503M108	CBOE GLOBAL MARKETS ORD	NA	---	NA	124.00	06/08/2023	---	16,338.28	0.00	0.00	774.96	17,113.24	17,113.24	
STLUCIE-Equities Sawgrass	12503M108	CBOE GLOBAL MARKETS ORD	NA	---	NA	39.00	06/14/2023	---	5,291.21	0.00	0.00	91.18	5,382.39	5,382.39	
STLUCIE-Equities Sawgrass	12504L109	CBRE GROUP CL A ORD	NA	---	NA	437.00	12/08/2016	---	13,354.63	0.00	0.00	21,915.64	35,270.27	35,270.27	
STLUCIE-Equities Sawgrass	12504L109	CBRE GROUP CL A ORD	NA	---	NA	300.00	12/09/2016	---	9,207.00	0.00	0.00	15,006.00	24,213.00	24,213.00	
STLUCIE-Equities Sawgrass	12504L109	CBRE GROUP CL A ORD	NA	---	NA	525.00	12/12/2016	---	16,753.70	0.00	0.00	25,619.05	42,372.75	42,372.75	
STLUCIE-Equities Sawgrass	126349109	CSG SYSTEMS INTERNATIONAL ORD	NA	---	NA	20.00	03/16/2021	---	977.70	0.00	0.00	77.10	1,054.80	1,054.80	
STLUCIE-Equities Sawgrass	126349109	CSG SYSTEMS INTERNATIONAL ORD	NA	---	NA	13.00	03/31/2021	---	623.03	0.00	0.00	62.59	685.62	685.62	
STLUCIE-Equities Sawgrass	126349109	CSG SYSTEMS INTERNATIONAL ORD	NA	---	NA	14.00	06/30/2021	---	657.16	0.00	0.00	81.20	738.36	738.36	
STLUCIE-Equities Sawgrass	126349109	CSG SYSTEMS INTERNATIONAL ORD	NA	---	NA	25.00	12/30/2021	---	1,458.50	0.00	0.00	(140.00)	1,318.50	1,318.50	
STLUCIE-Equities Sawgrass	126349109	CSG SYSTEMS INTERNATIONAL ORD	NA	---	NA	57.00	08/05/2022	---	3,733.18	0.00	0.00	(727.00)	3,006.18	3,006.18	
STLUCIE-Equities Sawgrass	126501105	CTS ORD	NA	---	NA	10.00	06/13/2022	---	395.20	0.40	0.00	31.10	426.30	426.30	
STLUCIE-Equities Sawgrass	126501105	CTS ORD	NA	---	NA	64.00	08/22/2022	---	2,798.95	2.56	0.00	(70.63)	2,728.32	2,728.32	
STLUCIE-Equities Sawgrass	126650100	CVS HEALTH ORD	NA	---	NA	201.00	01/05/2018	---	14,784.85	0.00	0.00	(889.72)	13,895.13	13,895.13	
STLUCIE-Equities Sawgrass	126650100	CVS HEALTH ORD	NA	---	NA	225.00	04/18/2019	---	12,094.25	0.00	0.00	3,460.00	15,554.25	15,554.25	
STLUCIE-Equities Sawgrass	126650100	CVS HEALTH ORD	NA	---	NA	475.00	07/19/2019	---	26,829.85	0.00	0.00	6,006.90	32,836.75	32,836.75	
STLUCIE-Equities Sawgrass	127190304	CACI INTERNATIONAL CL A ORD	NA	---	NA	64.00	01/26/2021	---	15,937.00	0.00	0.00	5,876.76	21,813.76	21,813.76	
STLUCIE-Equities Sawgrass	127190304	CACI INTERNATIONAL CL A ORD	NA	---	NA	9.00	01/27/2021	---	2,288.43	0.00	0.00	779.13	3,067.56	3,067.56	
STLUCIE-Equities Sawgrass	127190304	CACI INTERNATIONAL CL A ORD	NA	---	NA	101.00	03/02/2021	---	22,600.37	0.00	0.00	11,824.47	34,424.84	34,424.84	
STLUCIE-Equities Sawgrass	127190304	CACI INTERNATIONAL CL A ORD	NA	---	NA	15.00	03/16/2021	---	3,575.25	0.00	0.00	1,537.35	5,112.60	5,112.60	
STLUCIE-Equities Sawgrass	127190304	CACI INTERNATIONAL CL A ORD	NA	---	NA	3.00	03/31/2021	---	745.53	0.00	0.00	276.99	1,022.52	1,022.52	
STLUCIE-Equities Sawgrass	14448C104	CARRIER GLOBAL ORD	NA	---	NA	684.00	06/29/2020	---	14,879.80	126.54	0.00	19,121.84	34,001.64	34,001.64	
STLUCIE-Equities Sawgrass	14448C104	CARRIER GLOBAL ORD	NA	---	NA	605.00	07/20/2020	---	16,043.81	111.93	0.00	14,030.74	30,074.55	30,074.55	
STLUCIE-Equities Sawgrass	14575E105	CARS.COM ORD	NA	---	NA	271.00	03/31/2023	---	5,058.16	0.00	0.00	313.06	5,371.22	5,371.22	
STLUCIE-Equities Sawgrass	147448104	CASELLA WASTE CL A ORD	NA	---	NA	28.00	05/11/2023	---	2,577.72	0.00	0.00	(45.12)	2,532.60	2,532.60	
STLUCIE-Equities Sawgrass	14888U101	CATALYST PHARMACEUTICALS ORD	NA	---	NA	53.00	05/10/2021	---	248.58	0.00	0.00	463.74	712.32	712.32	
STLUCIE-Equities Sawgrass	14888U101	CATALYST PHARMACEUTICALS ORD	NA	---	NA	310.00	07/12/2022	---	2,357.18	0.00	0.00	1,809.22	4,166.40	4,166.40	
STLUCIE-Equities Sawgrass	153527106	CENTRAL GARDEN AND PET ORD	NA	---	NA	123.00	12/23/2022	---	4,700.06	0.00	0.00	68.65	4,768.71	4,768.71	
STLUCIE-Equities Sawgrass	16359R103	CHEMED ORD	NA	---	NA	3.00	09/18/2020	---	1,481.99	0.00	0.00	143.02	1,625.01	1,625.01	

**ST. LUCIE COUNTY BOARD OF COUNTY COMMISSIONERS
INVESTMENT PORTFOLIO
AS OF JUNE 30, 2023**

Account	Identifier	Description	S&P	Fitch	Moody's	Current Units	Settle Date	Final Maturity	Book Value	Interest Due	Accrued Balance	Net Unrealized		Market Value +	
			Rating	Rating	Rating							Gain/Loss	Market Value	Accrued	
STLUCIE-Equities Sawgrass	16359R103	CHEMED ORD	NA	---	NA	4.00	01/27/2021	---	2,212.36	0.00	0.00	(45.68)	2,166.68	2,166.68	
STLUCIE-Equities Sawgrass	16359R103	CHEMED ORD	NA	---	NA	5.00	03/16/2021	---	2,224.73	0.00	0.00	483.62	2,708.35	2,708.35	
STLUCIE-Equities Sawgrass	16359R103	CHEMED ORD	NA	---	NA	3.00	06/30/2021	---	1,461.03	0.00	0.00	163.98	1,625.01	1,625.01	
STLUCIE-Equities Sawgrass	165167735	CHESAPEAKE ENERGY ORD	NA	---	NA	70.00	12/23/2022	---	6,809.60	0.00	0.00	(952.00)	5,857.60	5,857.60	
STLUCIE-Equities Sawgrass	166764100	CHEVRON ORD	NA	---	NA	125.00	12/08/2016	---	14,213.75	0.00	0.00	5,455.00	19,668.75	19,668.75	
STLUCIE-Equities Sawgrass	166764100	CHEVRON ORD	NA	---	NA	100.00	12/09/2016	---	11,247.00	0.00	0.00	4,488.00	15,735.00	15,735.00	
STLUCIE-Equities Sawgrass	166764100	CHEVRON ORD	NA	---	NA	100.00	06/11/2018	---	12,697.00	0.00	0.00	3,038.00	15,735.00	15,735.00	
STLUCIE-Equities Sawgrass	17275R102	CISCO SYSTEMS ORD	NA	---	NA	337.00	06/30/2022	---	14,613.70	0.00	0.00	2,822.68	17,436.38	17,436.38	
STLUCIE-Equities Sawgrass	17275R102	CISCO SYSTEMS ORD	NA	---	NA	481.00	07/01/2022	---	20,655.34	0.00	0.00	4,231.60	24,886.94	24,886.94	
STLUCIE-Equities Sawgrass	17275R102	CISCO SYSTEMS ORD	NA	---	NA	522.00	04/03/2023	---	26,752.50	0.00	0.00	255.78	27,008.28	27,008.28	
STLUCIE-Equities Sawgrass	17275R102	CISCO SYSTEMS ORD	NA	---	NA	761.00	06/15/2023	---	38,605.00	0.00	0.00	769.14	39,374.14	39,374.14	
STLUCIE-Equities Sawgrass	18453H106	CLEAR CHANNEL OUTDOOR HLDG ORD	NA	---	NA	3,495.00	06/29/2022	---	4,311.43	0.00	0.00	476.72	4,788.15	4,788.15	
STLUCIE-Equities Sawgrass	18453H106	CLEAR CHANNEL OUTDOOR HLDG ORD	NA	---	NA	845.00	09/28/2022	---	1,153.43	0.00	0.00	4.22	1,157.65	1,157.65	
STLUCIE-Equities Sawgrass	185899101	CLEVELAND CLIFFS ORD	NA	---	NA	146.00	04/01/2022	---	4,703.39	0.00	0.00	(2,256.43)	2,446.96	2,446.96	
STLUCIE-Equities Sawgrass	185899101	CLEVELAND CLIFFS ORD	NA	---	NA	113.00	06/29/2022	---	1,879.56	0.00	0.00	14.32	1,893.88	1,893.88	
STLUCIE-Equities Sawgrass	191216100	COCA-COLA ORD	NA	---	NA	1,250.00	06/15/2023	---	75,853.50	575.00	0.00	(578.50)	75,275.00	75,275.00	
STLUCIE-Equities Sawgrass	19247A100	COHEN & STEERS ORD	NA	---	NA	9.00	02/28/2020	---	650.79	0.00	0.00	(128.88)	521.91	521.91	
STLUCIE-Equities Sawgrass	19247A100	COHEN & STEERS ORD	NA	---	NA	2.00	12/31/2020	---	146.16	0.00	0.00	(30.18)	115.98	115.98	
STLUCIE-Equities Sawgrass	19247A100	COHEN & STEERS ORD	NA	---	NA	22.00	01/27/2021	---	1,595.86	0.00	0.00	(320.08)	1,275.78	1,275.78	
STLUCIE-Equities Sawgrass	19247A100	COHEN & STEERS ORD	NA	---	NA	34.00	03/16/2021	---	2,295.25	0.00	0.00	(323.59)	1,971.66	1,971.66	
STLUCIE-Equities Sawgrass	19247A100	COHEN & STEERS ORD	NA	---	NA	8.00	03/31/2021	---	527.45	0.00	0.00	(63.53)	463.92	463.92	
STLUCIE-Equities Sawgrass	192576106	COHU ORD	NA	---	NA	68.00	06/12/2023	---	2,668.32	0.00	0.00	157.76	2,826.08	2,826.08	
STLUCIE-Equities Sawgrass	199908104	COMFORT SYSTEMS USA ORD	NA	---	NA	45.00	11/09/2021	---	4,421.05	0.00	0.00	2,967.95	7,389.00	7,389.00	
STLUCIE-Equities Sawgrass	199908104	COMFORT SYSTEMS USA ORD	NA	---	NA	24.00	08/05/2022	---	2,525.88	0.00	0.00	1,414.92	3,940.80	3,940.80	
STLUCIE-Equities Sawgrass	199908104	COMFORT SYSTEMS USA ORD	NA	---	NA	18.00	01/31/2023	---	2,150.82	0.00	0.00	804.78	2,955.60	2,955.60	
STLUCIE-Equities Sawgrass	199908104	COMFORT SYSTEMS USA ORD	NA	---	NA	10.00	03/31/2023	---	1,448.30	0.00	0.00	193.70	1,642.00	1,642.00	
STLUCIE-Equities Sawgrass	20030N101	COMCAST CL A ORD	NA	---	NA	583.00	08/02/2022	---	21,708.01	0.00	0.00	2,515.65	24,223.65	24,223.65	
STLUCIE-Equities Sawgrass	20030N101	COMCAST CL A ORD	NA	---	NA	287.00	08/19/2022	---	11,401.08	0.00	0.00	523.77	11,924.85	11,924.85	
STLUCIE-Equities Sawgrass	20030N101	COMCAST CL A ORD	NA	---	NA	260.00	08/22/2022	---	10,102.30	0.00	0.00	700.70	10,803.00	10,803.00	
STLUCIE-Equities Sawgrass	20030N101	COMCAST CL A ORD	NA	---	NA	523.00	09/08/2022	---	18,241.30	0.00	0.00	3,489.35	21,730.65	21,730.65	
STLUCIE-Equities Sawgrass	20030N101	COMCAST CL A ORD	NA	---	NA	164.00	02/21/2023	---	6,546.83	0.00	0.00	267.37	6,814.20	6,814.20	
STLUCIE-Equities Sawgrass	20030N101	COMCAST CL A ORD	NA	---	NA	711.00	03/06/2023	---	26,277.21	0.00	0.00	3,264.84	29,542.05	29,542.05	
STLUCIE-Equities Sawgrass	20030N101	COMCAST CL A ORD	NA	---	NA	729.00	05/01/2023	---	27,665.99	0.00	0.00	2,623.96	30,289.95	30,289.95	
STLUCIE-Equities Sawgrass	20030N101	COMCAST CL A ORD	NA	---	NA	578.00	05/17/2023	---	23,258.55	0.00	0.00	757.35	24,015.90	24,015.90	
STLUCIE-Equities Sawgrass	20030N101	COMCAST CL A ORD	NA	---	NA	478.00	05/18/2023	---	18,974.88	0.00	0.00	886.02	19,860.90	19,860.90	
STLUCIE-Equities Sawgrass	20030N101	COMCAST CL A ORD	NA	---	NA	515.00	05/30/2023	---	20,288.12	0.00	0.00	1,110.13	21,398.25	21,398.25	
STLUCIE-Equities Sawgrass	20030N101	COMCAST CL A ORD	NA	---	NA	135.00	06/14/2023	---	5,443.58	0.00	0.00	165.67	5,609.25	5,609.25	
STLUCIE-Equities Sawgrass	201723103	COMMERCIAL METALS ORD	NA	---	NA	111.00	02/28/2022	---	3,912.40	17.76	0.00	1,932.86	5,845.26	5,845.26	
STLUCIE-Equities Sawgrass	201723103	COMMERCIAL METALS ORD	NA	---	NA	48.00	03/31/2022	---	1,987.92	7.68	0.00	539.76	2,527.68	2,527.68	
STLUCIE-Equities Sawgrass	201723103	COMMERCIAL METALS ORD	NA	---	NA	28.00	01/31/2023	---	1,538.09	4.48	0.00	(63.61)	1,474.48	1,474.48	
STLUCIE-Equities Sawgrass	205768302	COMSTOCK RESOURCES ORD	NA	---	NA	473.00	03/31/2023	---	4,992.52	0.00	0.00	494.28	5,486.80	5,486.80	
STLUCIE-Equities Sawgrass	207410101	CONMED ORD	NA	---	NA	31.00	05/03/2023	---	3,862.12	6.20	0.00	350.47	4,212.59	4,212.59	
STLUCIE-Equities Sawgrass	207410101	CONMED ORD	NA	---	NA	20.00	06/12/2023	---	2,653.52	4.00	0.00	64.28	2,717.80	2,717.80	
STLUCIE-Equities Sawgrass	217204106	COPART ORD	NA	---	NA	124.00	02/07/2023	---	8,508.26	0.00	0.00	2,801.78	11,310.04	11,310.04	
STLUCIE-Equities Sawgrass	217204106	COPART ORD	NA	---	NA	72.00	02/09/2023	---	4,852.04	0.00	0.00	1,715.08	6,567.12	6,567.12	
STLUCIE-Equities Sawgrass	217204106	COPART ORD	NA	---	NA	127.00	03/10/2023	---	8,975.99	0.00	0.00	2,607.68	11,583.67	11,583.67	
STLUCIE-Equities Sawgrass	221006109	CORVEL ORD	NA	---	NA	12.00	02/28/2020	---	893.47	0.00	0.00	1,428.53	2,322.00	2,322.00	
STLUCIE-Equities Sawgrass	221006109	CORVEL ORD	NA	---	NA	1.00	09/29/2020	---	83.42	0.00	0.00	110.08	193.50	193.50	
STLUCIE-Equities Sawgrass	221006109	CORVEL ORD	NA	---	NA	23.00	01/27/2021	---	2,385.84	0.00	0.00	2,064.66	4,450.50	4,450.50	
STLUCIE-Equities Sawgrass	221006109	CORVEL ORD	NA	---	NA	35.00	03/16/2021	---	3,730.39	0.00	0.00	3,042.11	6,772.50	6,772.50	
STLUCIE-Equities Sawgrass	221006109	CORVEL ORD	NA	---	NA	3.00	03/31/2021	---	319.64	0.00	0.00	580.50	580.50	580.50	
STLUCIE-Equities Sawgrass	221006109	CORVEL ORD	NA	---	NA	5.00	06/30/2021	---	659.90	0.00	0.00	307.60	967.50	967.50	
STLUCIE-Equities Sawgrass	22160K105	COSTCO WHOLESALE ORD	NA	---	NA	9.00	12/13/2022	---	4,405.51	0.00	0.00	439.91	4,845.42	4,845.42	
STLUCIE-Equities Sawgrass	22160K105	COSTCO WHOLESALE ORD	NA	---	NA	60.00	12/14/2022	---	28,900.15	0.00	0.00	3,402.65	32,302.80	32,302.80	
STLUCIE-Equities Sawgrass	22160K105	COSTCO WHOLESALE ORD	NA	---	NA	64.00	06/08/2023	---	32,928.12	0.00	0.00	1,528.20	34,456.32	34,456.32	
STLUCIE-Equities Sawgrass	22160K105	COSTCO WHOLESALE ORD	NA	---	NA	13.00	06/14/2023	---	6,739.46	0.00	0.00	259.48	6,998.94	6,998.94	
STLUCIE-Equities Sawgrass	231561101	CURTISS WRIGHT ORD	NA	---	NA	31.00	03/31/2022	---	4,762.69	6.20	0.00	930.77	5,693.46	5,693.46	
STLUCIE-Equities Sawgrass	235851102	DANAHER ORD	NA	---	NA	73.00	01/30/2023	---	19,302.35	19.71	0.00	(1,782.35)	17,520.00	17,520.00	
STLUCIE-Equities Sawgrass	235851102	DANAHER ORD	NA	---	NA	37.00	02/08/2023	---	9,719.86	9.99	0.00	(839.86)	8,880.00	8,880.00	
STLUCIE-Equities Sawgrass	235851102	DANAHER ORD	NA	---	NA	40.00	04/05/2023	---	9,977.20	10.80	0.00	(377.20)	9,600.00	9,600.00	
STLUCIE-Equities Sawgrass	235851102	DANAHER ORD	NA	---	NA	20.00	06/14/2023	---	4,755.54	5.40	0.00	44.46	4,800.00	4,800.00	
STLUCIE-Equities Sawgrass	24790A101	DENBURY ORD	NA	---	NA	37.00	05/03/2023	---	3,405.85	0.00	0.00	(214.23)	3,191.62	3,191.62	
STLUCIE-Equities Sawgrass	24823R105	DENALI THERAPEUTICS ORD	NA	---	NA	89.00	06/12/2023	---	2,760.17	0.00	0.00	(133.78)	2,626.39	2,626.39	
STLUCIE-Equities Sawgrass	254687106	WALT DISNEY ORD	NA	---	NA	226.00	04/03/2023	---	22,111.84	0.00	0.00	(1,934.56)	20,177.28	20,177.28	
STLUCIE-Equities Sawgrass	25746U109	DOMINION ENERGY ORD	NA	---	NA	250.00	04/16/2020	---	20,396.25	0.00	0.00	(7,448.75)	12,947.50	12,947.50	
STLUCIE-Equities Sawgrass	25746U109	DOMINION ENERGY ORD	NA	---	NA	408.00	05/24/2022	---	33,352.86	0.00	0.00	(12,222.54)	21,130.32	21,130.32	
STLUCIE-Equities Sawgrass	25746U109	DOMINION ENERGY ORD	NA	---	NA	736.00	06/15/2023	---	38,635.22	0.00	0.00	(517.78)	38,117.44	38,117.44	
STLUCIE-Equities Sawgrass	257701201	DONEGAL GROUP CL A ORD	NA	---	NA	26.00	02/28/2020	---	385.82	0.00	0.00	(10.64)	375.18	375.18	
STLUCIE-Equities Sawgrass	257701201	DONEGAL GROUP CL A ORD	NA	---	NA	8.00	09/29/2020	---	110.72	0.00	0.00	4.72	115.44	115.44	

**ST. LUCIE COUNTY BOARD OF COUNTY COMMISSIONERS
INVESTMENT PORTFOLIO
AS OF JUNE 30, 2023**

Account	Identifier	Description	S&P	Fitch	Moody's	Current Units	Settle Date	Final Maturity	Book Value	Interest Due	Accrued Balance	Net Unrealized		Market Value +	
			Rating	Rating	Rating							Gain/Loss	Market Value	Accrued	
STLUCIE-Equities Sawgrass	257701201	DONEGAL GROUP CL A ORD	NA	---	NA	21.00	12/31/2020	---	299.88	0.00	0.00	3.15	303.03	303.03	
STLUCIE-Equities Sawgrass	257701201	DONEGAL GROUP CL A ORD	NA	---	NA	99.00	01/27/2021	---	1,410.75	0.00	0.00	17.82	1,428.57	1,428.57	
STLUCIE-Equities Sawgrass	257701201	DONEGAL GROUP CL A ORD	NA	---	NA	147.00	03/16/2021	---	2,209.31	0.00	0.00	(88.10)	2,121.21	2,121.21	
STLUCIE-Equities Sawgrass	257701201	DONEGAL GROUP CL A ORD	NA	---	NA	35.00	03/31/2021	---	530.02	0.00	0.00	(24.97)	505.05	505.05	
STLUCIE-Equities Sawgrass	257701201	DONEGAL GROUP CL A ORD	NA	---	NA	68.00	06/30/2021	---	994.16	0.00	0.00	(12.92)	981.24	981.24	
STLUCIE-Equities Sawgrass	257701201	DONEGAL GROUP CL A ORD	NA	---	NA	185.00	12/30/2021	---	2,654.23	0.00	0.00	15.32	2,669.55	2,669.55	
STLUCIE-Equities Sawgrass	257701201	DONEGAL GROUP CL A ORD	NA	---	NA	96.00	09/28/2022	---	1,327.18	0.00	0.00	58.10	1,385.28	1,385.28	
STLUCIE-Equities Sawgrass	260557103	DOW ORD	NA	---	NA	579.00	11/12/2019	---	32,017.30	0.00	0.00	(1,179.94)	30,837.36	30,837.36	
STLUCIE-Equities Sawgrass	260557103	DOW ORD	NA	---	NA	520.00	06/29/2020	---	19,817.20	0.00	0.00	7,878.00	27,695.20	27,695.20	
STLUCIE-Equities Sawgrass	26210C104	DROPBOX CL A ORD	NA	---	NA	1,026.00	04/03/2023	---	21,707.70	0.00	0.00	5,655.72	27,363.42	27,363.42	
STLUCIE-Equities Sawgrass	26969P108	EAGLE MATERIALS ORD	NA	---	NA	18.00	03/31/2023	---	2,597.01	4.50	0.00	758.55	3,355.56	3,355.56	
STLUCIE-Equities Sawgrass	26969P108	EAGLE MATERIALS ORD	NA	---	NA	14.00	05/11/2023	---	2,230.27	3.50	0.00	379.61	2,609.88	2,609.88	
STLUCIE-Equities Sawgrass	278768106	EHOSTAR CL A ORD	NA	---	NA	288.00	12/23/2022	---	4,709.89	0.00	0.00	284.03	4,993.92	4,993.92	
STLUCIE-Equities Sawgrass	29109X106	ASPEN TECHNOLOGY ORD	NA	---	NA	178.00	05/08/2023	---	29,007.73	0.00	0.00	826.85	29,834.58	29,834.58	
STLUCIE-Equities Sawgrass	29261A100	ENCOMPASS HEALTH ORD	NA	---	NA	9.00	02/28/2020	---	554.51	1.35	0.00	54.88	609.39	609.39	
STLUCIE-Equities Sawgrass	29261A100	ENCOMPASS HEALTH ORD	NA	---	NA	19.00	01/27/2021	---	1,323.51	2.85	0.00	(37.02)	1,286.49	1,286.49	
STLUCIE-Equities Sawgrass	29261A100	ENCOMPASS HEALTH ORD	NA	---	NA	30.00	03/16/2021	---	1,905.36	4.50	0.00	125.94	2,031.30	2,031.30	
STLUCIE-Equities Sawgrass	29261A100	ENCOMPASS HEALTH ORD	NA	---	NA	5.00	03/31/2021	---	328.04	0.75	0.00	10.51	338.55	338.55	
STLUCIE-Equities Sawgrass	29261A100	ENCOMPASS HEALTH ORD	NA	---	NA	5.00	06/30/2021	---	319.24	0.75	0.00	19.31	338.55	338.55	
STLUCIE-Equities Sawgrass	29261A100	ENCOMPASS HEALTH ORD	NA	---	NA	65.00	04/01/2022	---	3,674.61	9.75	0.00	726.54	4,401.15	4,401.15	
STLUCIE-Equities Sawgrass	29261A100	ENCOMPASS HEALTH ORD	NA	---	NA	14.00	12/23/2022	---	828.66	2.10	0.00	119.28	947.94	947.94	
STLUCIE-Equities Sawgrass	29357K103	ENOVA INTERNATIONAL ORD	NA	---	NA	182.00	06/29/2022	---	5,433.48	0.00	0.00	4,234.36	9,667.84	9,667.84	
STLUCIE-Equities Sawgrass	29357K103	ENOVA INTERNATIONAL ORD	NA	---	NA	43.00	09/28/2022	---	1,274.78	0.00	0.00	1,009.38	2,284.16	2,284.16	
STLUCIE-Equities Sawgrass	29358P101	ENSIGN GROUP ORD	NA	---	NA	18.00	02/25/2021	---	1,488.19	1.04	0.00	230.09	1,718.28	1,718.28	
STLUCIE-Equities Sawgrass	29358P101	ENSIGN GROUP ORD	NA	---	NA	30.00	08/05/2022	---	2,625.29	1.73	0.00	238.51	2,863.80	2,863.80	
STLUCIE-Equities Sawgrass	29358P101	ENSIGN GROUP ORD	NA	---	NA	12.00	11/07/2022	---	1,081.06	0.69	0.00	64.46	1,145.52	1,145.52	
STLUCIE-Equities Sawgrass	29977A105	EVERCORE CL A ORD	NA	---	NA	9.00	02/28/2020	---	640.16	0.00	0.00	472.15	1,112.31	1,112.31	
STLUCIE-Equities Sawgrass	29977A105	EVERCORE CL A ORD	NA	---	NA	19.00	01/27/2021	---	2,166.38	0.00	0.00	181.83	2,348.21	2,348.21	
STLUCIE-Equities Sawgrass	29977A105	EVERCORE CL A ORD	NA	---	NA	28.00	03/16/2021	---	3,912.47	0.00	0.00	(451.95)	3,460.52	3,460.52	
STLUCIE-Equities Sawgrass	30212W100	EXP WORLD HOLDINGS ORD	NA	---	NA	120.00	04/30/2021	---	4,271.61	0.00	0.00	(1,838.01)	2,433.60	2,433.60	
STLUCIE-Equities Sawgrass	30212W100	EXP WORLD HOLDINGS ORD	NA	---	NA	12.00	06/30/2021	---	479.28	0.00	0.00	(235.92)	243.36	243.36	
STLUCIE-Equities Sawgrass	30212W100	EXP WORLD HOLDINGS ORD	NA	---	NA	10.00	10/01/2021	---	430.08	0.00	0.00	(227.28)	202.80	202.80	
STLUCIE-Equities Sawgrass	30212W100	EXP WORLD HOLDINGS ORD	NA	---	NA	35.00	12/30/2021	---	1,215.01	0.00	0.00	(505.21)	709.80	709.80	
STLUCIE-Equities Sawgrass	30212W100	EXP WORLD HOLDINGS ORD	NA	---	NA	208.00	04/01/2022	---	4,761.12	0.00	0.00	(542.88)	4,218.24	4,218.24	
STLUCIE-Equities Sawgrass	30212W100	EXP WORLD HOLDINGS ORD	NA	---	NA	336.00	06/29/2022	---	4,174.63	0.00	0.00	2,639.45	6,814.08	6,814.08	
STLUCIE-Equities Sawgrass	30212W100	EXP WORLD HOLDINGS ORD	NA	---	NA	212.00	09/28/2022	---	2,305.50	0.00	0.00	4,299.36	4,299.36	4,299.36	
STLUCIE-Equities Sawgrass	302130109	EXPEDITORS INTERNATIONAL OF WASH ORD	NA	---	NA	65.00	01/04/2023	---	6,790.04	0.00	0.00	1,083.41	7,873.45	7,873.45	
STLUCIE-Equities Sawgrass	30226D106	EXTREME NETWORKS ORD	NA	---	NA	95.00	08/05/2022	---	1,256.94	0.00	0.00	1,217.81	2,474.75	2,474.75	
STLUCIE-Equities Sawgrass	30226D106	EXTREME NETWORKS ORD	NA	---	NA	102.00	08/22/2022	---	1,471.38	0.00	0.00	1,185.72	2,657.10	2,657.10	
STLUCIE-Equities Sawgrass	30231G102	EXXON MOBIL ORD	NA	---	NA	173.00	12/09/2016	---	15,032.71	0.00	0.00	3,521.54	18,554.25	18,554.25	
STLUCIE-Equities Sawgrass	30231G102	EXXON MOBIL ORD	NA	---	NA	200.00	01/05/2018	---	17,308.26	0.00	0.00	4,141.74	21,450.00	21,450.00	
STLUCIE-Equities Sawgrass	30231G102	EXXON MOBIL ORD	NA	---	NA	125.00	06/11/2018	---	10,368.84	0.00	0.00	3,037.41	13,406.25	13,406.25	
STLUCIE-Equities Sawgrass	30231G102	EXXON MOBIL ORD	NA	---	NA	80.00	10/12/2018	---	6,791.12	0.00	0.00	1,788.88	8,580.00	8,580.00	
STLUCIE-Equities Sawgrass	30231G102	EXXON MOBIL ORD	NA	---	NA	50.00	10/29/2018	---	3,952.50	0.00	0.00	1,410.00	5,362.50	5,362.50	
STLUCIE-Equities Sawgrass	30231G102	EXXON MOBIL ORD	NA	---	NA	346.00	02/01/2021	---	16,010.67	0.00	0.00	21,097.83	37,108.50	37,108.50	
STLUCIE-Equities Sawgrass	30231G102	EXXON MOBIL ORD	NA	---	NA	100.00	06/12/2023	---	10,828.00	0.00	0.00	(103.00)	10,725.00	10,725.00	
STLUCIE-Equities Sawgrass	30303M102	META PLATFORMS CL A ORD	NA	---	NA	289.00	11/10/2022	---	27,775.01	0.00	0.00	55,162.21	82,937.22	82,937.22	
STLUCIE-Equities Sawgrass	30303M102	META PLATFORMS CL A ORD	NA	---	NA	82.00	12/16/2022	---	10,168.71	0.00	0.00	13,363.65	23,532.36	23,532.36	
STLUCIE-Equities Sawgrass	303075105	FACTSET RESEARCH SYSTEMS ORD	NA	---	NA	11.00	04/30/2020	---	3,057.39	0.00	0.00	1,349.76	4,407.15	4,407.15	
STLUCIE-Equities Sawgrass	303075105	FACTSET RESEARCH SYSTEMS ORD	NA	---	NA	8.00	11/10/2020	---	2,691.20	0.00	0.00	514.00	3,205.20	3,205.20	
STLUCIE-Equities Sawgrass	303075105	FACTSET RESEARCH SYSTEMS ORD	NA	---	NA	1.00	02/01/2021	---	316.89	0.00	0.00	83.76	400.65	400.65	
STLUCIE-Equities Sawgrass	303075105	FACTSET RESEARCH SYSTEMS ORD	NA	---	NA	15.00	03/16/2021	---	4,700.78	0.00	0.00	1,308.97	6,009.75	6,009.75	
STLUCIE-Equities Sawgrass	311900104	FASTENAL ORD	NA	---	NA	203.00	09/02/2021	---	11,385.16	0.00	0.00	589.81	11,974.97	11,974.97	
STLUCIE-Equities Sawgrass	314211103	FEDERATED HERMES CL B ORD	NA	---	NA	10.00	01/27/2021	---	300.20	0.00	0.00	58.30	358.50	358.50	
STLUCIE-Equities Sawgrass	314211103	FEDERATED HERMES CL B ORD	NA	---	NA	40.00	02/01/2021	---	1,178.58	0.00	0.00	255.42	1,434.00	1,434.00	
STLUCIE-Equities Sawgrass	314211103	FEDERATED HERMES CL B ORD	NA	---	NA	110.00	03/16/2021	---	3,426.50	0.00	0.00	517.00	3,943.50	3,943.50	
STLUCIE-Equities Sawgrass	314211103	FEDERATED HERMES CL B ORD	NA	---	NA	9.00	03/31/2021	---	281.03	0.00	0.00	41.62	322.65	322.65	
STLUCIE-Equities Sawgrass	314211103	FEDERATED HERMES CL B ORD	NA	---	NA	64.00	03/31/2023	---	2,572.08	0.00	0.00	(277.68)	2,294.40	2,294.40	
STLUCIE-Equities Sawgrass	31847R102	FIRST AMERICAN FINANCIAL ORD	NA	---	NA	27.00	03/12/2020	---	1,612.98	0.00	0.00	(73.44)	1,539.54	1,539.54	
STLUCIE-Equities Sawgrass	31847R102	FIRST AMERICAN FINANCIAL ORD	NA	---	NA	1.00	09/29/2020	---	50.00	0.00	0.00	7.02	57.02	57.02	
STLUCIE-Equities Sawgrass	31847R102	FIRST AMERICAN FINANCIAL ORD	NA	---	NA	2.00	12/31/2020	---	102.40	0.00	0.00	11.64	114.04	114.04	
STLUCIE-Equities Sawgrass	31847R102	FIRST AMERICAN FINANCIAL ORD	NA	---	NA	42.00	01/27/2021	---	2,312.52	0.00	0.00	82.32	2,394.84	2,394.84	
STLUCIE-Equities Sawgrass	31847R102	FIRST AMERICAN FINANCIAL ORD	NA	---	NA	3.00	02/01/2021	---	159.68	0.00	0.00	11.38	171.06	171.06	
STLUCIE-Equities Sawgrass	31847R102	FIRST AMERICAN FINANCIAL ORD	NA	---	NA	66.00	03/16/2021	---	3,838.56	0.00	0.00	(75.24)	3,763.32	3,763.32	
STLUCIE-Equities Sawgrass	31847R102	FIRST AMERICAN FINANCIAL ORD	NA	---	NA	5.00	03/31/2021	---	286.05	0.00	0.00	(0.95)	285.10	285.10	
STLUCIE-Equities Sawgrass	31847R102	FIRST AMERICAN FINANCIAL ORD	NA	---	NA	18.00	09/28/2022	---	816.36	0.00	0.00	210.00	1,026.36	1,026.36	
STLUCIE-Equities Sawgrass	33768G107	FIRSTCASH HOLDINGS ORD	NA	---	NA	25.00	05/03/2023	---	2,551.00	0.00	0.00	(217.75)	2,333.25	2,333.25	
STLUCIE-Equities Sawgrass	33768G107	FIRSTCASH HOLDINGS ORD	NA	---	NA	24.00	05/11/2023	---	2,493.36	0.00	0.00	(253.44)	2,239.92	2,239.92	
STLUCIE-Equities Sawgrass	343498101	FLOWERS FOODS ORD	NA	---	NA	26.00	02/28/2020	---	580.71	0.00	0.00	66.17	646.88	646.88	

**ST. LUCIE COUNTY BOARD OF COUNTY COMMISSIONERS
INVESTMENT PORTFOLIO
AS OF JUNE 30, 2023**

Account	Identifier	Description	S&P Rating	Fitch Rating	Moody's Rating	Current Units	Settle Date	Final Maturity	Book Value	Interest Due	Accrued Balance	Net Unrealized Gain/Loss	Market Value	Market Value + Accrued	
STLUCIE-Equities Sawgrass	343498101	FLOWERS FOODS ORD	NA	---	NA	10.00	12/31/2020	---	229.70	0.00	0.00	19.10	248.80	248.80	
STLUCIE-Equities Sawgrass	343498101	FLOWERS FOODS ORD	NA	---	NA	67.00	01/27/2021	---	1,529.61	0.00	0.00	137.35	1,666.96	1,666.96	
STLUCIE-Equities Sawgrass	343498101	FLOWERS FOODS ORD	NA	---	NA	7.00	02/01/2021	---	165.52	0.00	0.00	8.64	174.16	174.16	
STLUCIE-Equities Sawgrass	343498101	FLOWERS FOODS ORD	NA	---	NA	108.00	03/16/2021	---	2,522.21	0.00	0.00	164.83	2,687.04	2,687.04	
STLUCIE-Equities Sawgrass	343498101	FLOWERS FOODS ORD	NA	---	NA	18.00	03/31/2021	---	437.67	0.00	0.00	10.17	447.84	447.84	
STLUCIE-Equities Sawgrass	343498101	FLOWERS FOODS ORD	NA	---	NA	92.00	06/30/2021	---	2,230.93	0.00	0.00	58.03	2,288.96	2,288.96	
STLUCIE-Equities Sawgrass	345370860	FORD MOTOR ORD	NA	---	NA	2,127.00	01/22/2021	---	22,259.06	0.00	0.00	9,922.45	32,181.51	32,181.51	
STLUCIE-Equities Sawgrass	345370860	FORD MOTOR ORD	NA	---	NA	2,108.00	06/24/2021	---	31,567.30	0.00	0.00	326.74	31,894.04	31,894.04	
STLUCIE-Equities Sawgrass	345370860	FORD MOTOR ORD	NA	---	NA	910.00	08/04/2022	---	13,986.70	0.00	0.00	(218.40)	13,768.30	13,768.30	
STLUCIE-Equities Sawgrass	345370860	FORD MOTOR ORD	NA	---	NA	1,375.00	06/12/2023	---	18,697.39	0.00	0.00	2,106.36	20,803.75	20,803.75	
STLUCIE-Equities Sawgrass	345370860	FORD MOTOR ORD	NA	---	NA	2,641.00	06/15/2023	---	37,356.95	0.00	0.00	2,601.38	39,958.33	39,958.33	
STLUCIE-Equities Sawgrass	35138V102	FOX FACTORY HOLDING ORD	NA	---	NA	19.00	03/31/2023	---	2,282.78	0.00	0.00	(221.09)	2,061.69	2,061.69	
STLUCIE-Equities Sawgrass	353514102	FRANKLIN ELECTRIC ORD	NA	---	NA	27.00	03/07/2023	---	2,613.52	0.00	0.00	164.78	2,778.30	2,778.30	
STLUCIE-Equities Sawgrass	353514102	FRANKLIN ELECTRIC ORD	NA	---	NA	28.00	05/11/2023	---	2,611.12	0.00	0.00	270.08	2,881.20	2,881.20	
STLUCIE-Equities Sawgrass	35671D857	FREEPORT MCMORAN ORD	NA	---	NA	1,272.00	03/26/2021	---	41,854.52	0.00	0.00	9,025.48	50,880.00	50,880.00	
STLUCIE-Equities Sawgrass	35671D857	FREEPORT MCMORAN ORD	NA	---	NA	517.00	05/24/2022	---	18,763.43	0.00	0.00	1,916.57	20,680.00	20,680.00	
STLUCIE-Equities Sawgrass	36162J106	GEO GROUP REIT ORD	NA	---	NA	49.00	07/01/2020	---	565.64	3.00	0.00	(214.80)	350.84	350.84	
STLUCIE-Equities Sawgrass	36162J106	GEO GROUP REIT ORD	NA	---	NA	17.00	12/31/2020	---	154.45	0.00	0.00	(32.73)	121.72	121.72	
STLUCIE-Equities Sawgrass	36162J106	GEO GROUP REIT ORD	NA	---	NA	160.00	01/27/2021	---	1,293.60	0.00	0.00	(148.00)	1,145.60	1,145.60	
STLUCIE-Equities Sawgrass	36162J106	GEO GROUP REIT ORD	NA	---	NA	242.00	03/16/2021	---	1,944.66	0.00	0.00	(211.94)	1,732.72	1,732.72	
STLUCIE-Equities Sawgrass	36162J106	GEO GROUP REIT ORD	NA	---	NA	168.00	03/31/2021	---	1,351.56	0.00	0.00	(148.68)	1,202.88	1,202.88	
STLUCIE-Equities Sawgrass	36162J106	GEO GROUP REIT ORD	NA	---	NA	117.00	10/01/2021	---	886.86	0.00	0.00	(49.14)	837.72	837.72	
STLUCIE-Equities Sawgrass	36162J106	GEO GROUP REIT ORD	NA	---	NA	801.00	04/01/2022	---	4,826.03	0.00	0.00	909.13	5,735.16	5,735.16	
STLUCIE-Equities Sawgrass	36251C103	GMS ORD	NA	---	NA	67.00	01/31/2023	---	3,847.43	0.00	0.00	788.97	4,636.40	4,636.40	
STLUCIE-Equities Sawgrass	36251C103	GMS ORD	NA	---	NA	36.00	06/12/2023	---	2,461.73	0.00	0.00	29.47	2,491.20	2,491.20	
STLUCIE-Equities Sawgrass	363576109	ARTHUR J GALLAGHER ORD	NA	---	NA	35.00	10/29/2018	---	2,570.40	0.00	0.00	5,114.55	7,684.95	7,684.95	
STLUCIE-Equities Sawgrass	363576109	ARTHUR J GALLAGHER ORD	NA	---	NA	60.00	11/28/2018	---	4,613.40	0.00	0.00	8,560.80	13,174.20	13,174.20	
STLUCIE-Equities Sawgrass	363576109	ARTHUR J GALLAGHER ORD	NA	---	NA	300.00	04/17/2019	---	24,198.69	0.00	0.00	41,672.31	65,871.00	65,871.00	
STLUCIE-Equities Sawgrass	369550108	GENERAL DYNAMICS ORD	NA	---	NA	190.00	07/12/2018	---	36,554.84	0.00	0.00	4,323.66	40,878.50	40,878.50	
STLUCIE-Equities Sawgrass	369550108	GENERAL DYNAMICS ORD	NA	---	NA	142.00	05/24/2022	---	30,119.62	0.00	0.00	431.68	30,551.30	30,551.30	
STLUCIE-Equities Sawgrass	371901109	GENTEX ORD	NA	---	NA	22.00	02/28/2020	---	618.97	0.00	0.00	24.75	643.72	643.72	
STLUCIE-Equities Sawgrass	371901109	GENTEX ORD	NA	---	NA	10.00	03/31/2020	---	216.37	0.00	0.00	76.23	292.60	292.60	
STLUCIE-Equities Sawgrass	371901109	GENTEX ORD	NA	---	NA	4.00	09/29/2020	---	101.78	0.00	0.00	15.26	117.04	117.04	
STLUCIE-Equities Sawgrass	371901109	GENTEX ORD	NA	---	NA	5.00	12/31/2020	---	169.10	0.00	0.00	(22.80)	146.30	146.30	
STLUCIE-Equities Sawgrass	371901109	GENTEX ORD	NA	---	NA	72.00	01/27/2021	---	2,601.72	0.00	0.00	(495.00)	2,106.72	2,106.72	
STLUCIE-Equities Sawgrass	371901109	GENTEX ORD	NA	---	NA	109.00	03/16/2021	---	4,012.13	0.00	0.00	(822.79)	3,189.34	3,189.34	
STLUCIE-Equities Sawgrass	371901109	GENTEX ORD	NA	---	NA	8.00	03/31/2021	---	283.52	0.00	0.00	(49.44)	234.08	234.08	
STLUCIE-Equities Sawgrass	371901109	GENTEX ORD	NA	---	NA	33.00	06/30/2021	---	1,091.18	0.00	0.00	(125.60)	965.58	965.58	
STLUCIE-Equities Sawgrass	371901109	GENTEX ORD	NA	---	NA	38.00	10/01/2021	---	1,261.60	0.00	0.00	(149.72)	1,111.88	1,111.88	
STLUCIE-Equities Sawgrass	38141G104	GOLDMAN SACHS GROUP ORD	NA	---	NA	70.00	12/24/2020	---	17,542.67	0.00	0.00	5,035.13	22,577.80	22,577.80	
STLUCIE-Equities Sawgrass	38141G104	GOLDMAN SACHS GROUP ORD	NA	---	NA	104.00	01/07/2021	---	27,986.74	0.00	0.00	5,557.42	33,544.16	33,544.16	
STLUCIE-Equities Sawgrass	38141G104	GOLDMAN SACHS GROUP ORD	NA	---	NA	56.00	01/19/2021	---	17,050.45	0.00	0.00	1,011.79	18,062.24	18,062.24	
STLUCIE-Equities Sawgrass	38141G104	GOLDMAN SACHS GROUP ORD	NA	---	NA	60.00	03/12/2021	---	19,922.40	0.00	0.00	(570.00)	19,352.40	19,352.40	
STLUCIE-Equities Sawgrass	388689101	GRAPHIC PACKAGING HOLDING ORD	NA	---	NA	20.00	02/28/2020	---	274.94	2.00	0.00	205.66	480.60	480.60	
STLUCIE-Equities Sawgrass	388689101	GRAPHIC PACKAGING HOLDING ORD	NA	---	NA	11.00	07/01/2020	---	151.80	1.10	0.00	112.53	264.33	264.33	
STLUCIE-Equities Sawgrass	388689101	GRAPHIC PACKAGING HOLDING ORD	NA	---	NA	41.00	09/29/2020	---	568.74	4.10	0.00	416.49	985.23	985.23	
STLUCIE-Equities Sawgrass	388689101	GRAPHIC PACKAGING HOLDING ORD	NA	---	NA	14.00	12/31/2020	---	235.06	1.40	0.00	101.36	336.42	336.42	
STLUCIE-Equities Sawgrass	388689101	GRAPHIC PACKAGING HOLDING ORD	NA	---	NA	160.00	01/27/2021	---	2,757.81	16.00	0.00	1,086.99	3,844.80	3,844.80	
STLUCIE-Equities Sawgrass	388689101	GRAPHIC PACKAGING HOLDING ORD	NA	---	NA	18.00	01/28/2021	---	306.09	1.80	0.00	126.45	432.54	432.54	
STLUCIE-Equities Sawgrass	388689101	GRAPHIC PACKAGING HOLDING ORD	NA	---	NA	32.00	02/01/2021	---	516.64	3.20	0.00	252.32	768.96	768.96	
STLUCIE-Equities Sawgrass	388689101	GRAPHIC PACKAGING HOLDING ORD	NA	---	NA	283.00	03/16/2021	---	4,987.90	28.30	0.00	1,812.59	6,800.49	6,800.49	
STLUCIE-Equities Sawgrass	388689101	GRAPHIC PACKAGING HOLDING ORD	NA	---	NA	14.00	03/31/2021	---	258.37	1.40	0.00	78.05	336.42	336.42	
STLUCIE-Equities Sawgrass	388689101	GRAPHIC PACKAGING HOLDING ORD	NA	---	NA	35.00	06/30/2021	---	634.78	3.50	0.00	206.27	841.05	841.05	
STLUCIE-Equities Sawgrass	388689101	GRAPHIC PACKAGING HOLDING ORD	NA	---	NA	66.00	09/28/2022	---	1,307.13	6.60	0.00	278.85	1,585.98	1,585.98	
STLUCIE-Equities Sawgrass	398905109	GROUP 1 AUTOMOTIVE ORD	NA	---	NA	30.00	12/14/2021	---	6,057.25	0.00	0.00	1,685.75	7,743.00	7,743.00	
STLUCIE-Equities Sawgrass	40434L105	HP ORD	NA	---	NA	0.00	05/24/2022	---	0.00	48.04	0.00	0.00	0.00	0.00	0.00
STLUCIE-Equities Sawgrass	40434L105	HP ORD	NA	---	NA	0.00	05/25/2022	---	0.00	225.49	0.00	0.00	0.00	0.00	0.00
STLUCIE-Equities Sawgrass	40434L105	HP ORD	NA	---	NA	0.00	06/28/2022	---	0.00	63.53	0.00	0.00	0.00	0.00	0.00
STLUCIE-Equities Sawgrass	405024100	HAEMONETICS ORD	NA	---	NA	77.00	07/12/2022	---	5,154.08	0.00	0.00	1,401.70	6,555.78	6,555.78	
STLUCIE-Equities Sawgrass	405024100	HAEMONETICS ORD	NA	---	NA	25.00	09/22/2022	---	1,940.75	0.00	0.00	187.75	2,128.50	2,128.50	
STLUCIE-Equities Sawgrass	405024100	HAEMONETICS ORD	NA	---	NA	1.00	06/12/2023	---	88.57	0.00	0.00	(3.43)	85.14	85.14	
STLUCIE-Equities Sawgrass	40637H109	HALOZYME THERAPEUTICS ORD	NA	---	NA	80.00	06/12/2023	---	2,754.37	0.00	0.00	131.23	2,885.60	2,885.60	
STLUCIE-Equities Sawgrass	410867105	HANOVER INSURANCE GROUP ORD	NA	---	NA	12.00	02/28/2020	---	1,574.37	0.00	0.00	(218.01)	1,356.36	1,356.36	
STLUCIE-Equities Sawgrass	410867105	HANOVER INSURANCE GROUP ORD	NA	---	NA	13.00	01/27/2021	---	1,515.54	0.00	0.00	(46.15)	1,469.39	1,469.39	
STLUCIE-Equities Sawgrass	410867105	HANOVER INSURANCE GROUP ORD	NA	---	NA	18.00	03/16/2021	---	2,316.87	0.00	0.00	(282.33)	2,034.54	2,034.54	
STLUCIE-Equities Sawgrass	410867105	HANOVER INSURANCE GROUP ORD	NA	---	NA	4.00	03/31/2021	---	526.50	0.00	0.00	(74.38)	452.12	452.12	
STLUCIE-Equities Sawgrass	410867105	HANOVER INSURANCE GROUP ORD	NA	---	NA	11.00	09/28/2022	---	1,410.97	0.00	0.00	(167.64)	1,243.33	1,243.33	
STLUCIE-Equities Sawgrass	412822108	HARLEY DAVIDSON ORD	NA	---	NA	137.00	03/31/2023	---	5,008.04	0.00	0.00	(184.27)	4,823.77	4,823.77	
STLUCIE-Equities Sawgrass	413160102	HARMONIC ORD	NA	---	NA	203.00	09/22/2022	---	2,414.69	0.00	0.00	867.82	3,282.51	3,282.51	

**ST. LUCIE COUNTY BOARD OF COUNTY COMMISSIONERS
INVESTMENT PORTFOLIO
AS OF JUNE 30, 2023**

Account	Identifier	Description	S&P	Fitch	Moody's	Current Units	Settle Date	Final Maturity	Book Value	Interest Due	Accrued Balance	Net Unrealized		Market Value +	
			Rating	Rating	Rating							Gain/Loss	Market Value	Accrued	
STLUCIE-Equities Sawgrass	413160102	HARMONIC ORD	NA	---	NA	157.00	11/07/2022	---	2,218.46	0.00	0.00	320.23	2,538.69	2,538.69	
STLUCIE-Equities Sawgrass	413160102	HARMONIC ORD	NA	---	NA	175.00	12/05/2022	---	2,637.25	0.00	0.00	192.50	2,829.75	2,829.75	
STLUCIE-Equities Sawgrass	413160102	HARMONIC ORD	NA	---	NA	137.00	01/31/2023	---	2,013.09	0.00	0.00	202.20	2,215.29	2,215.29	
STLUCIE-Equities Sawgrass	421906108	HEALTHCARE SERVICES GROUP ORD	NA	---	NA	366.00	12/23/2022	---	4,590.23	0.00	0.00	874.15	5,464.38	5,464.38	
STLUCIE-Equities Sawgrass	42222N103	HEALTHSTREAM ORD	NA	---	NA	242.00	06/30/2021	---	6,754.85	0.00	0.00	(811.33)	5,943.52	5,943.52	
STLUCIE-Equities Sawgrass	422806109	HEICO ORD	NA	---	NA	113.00	02/09/2023	---	19,336.42	11.30	0.00	657.80	19,994.22	19,994.22	
STLUCIE-Equities Sawgrass	422806109	HEICO ORD	NA	---	NA	82.00	04/12/2023	---	13,730.90	8.20	0.00	778.18	14,509.08	14,509.08	
STLUCIE-Equities Sawgrass	422806109	HEICO ORD	NA	---	NA	154.00	05/25/2023	---	25,274.76	15.40	0.00	1,974.00	27,248.76	27,248.76	
STLUCIE-Equities Sawgrass	422806109	HEICO ORD	NA	---	NA	52.00	06/20/2023	---	8,633.56	5.20	0.00	567.32	9,200.88	9,200.88	
STLUCIE-Equities Sawgrass	437076102	HOME DEPOT ORD	NA	---	NA	5.00	06/29/2020	---	1,217.84	0.00	0.00	335.36	1,553.20	1,553.20	
STLUCIE-Equities Sawgrass	437076102	HOME DEPOT ORD	NA	---	NA	130.00	09/02/2021	---	42,362.88	0.00	0.00	(1,979.68)	40,383.20	40,383.20	
STLUCIE-Equities Sawgrass	437076102	HOME DEPOT ORD	NA	---	NA	63.00	08/17/2022	---	19,661.04	0.00	0.00	(90.72)	19,570.32	19,570.32	
STLUCIE-Equities Sawgrass	437076102	HOME DEPOT ORD	NA	---	NA	51.00	05/02/2023	---	15,136.29	0.00	0.00	706.35	15,842.64	15,842.64	
STLUCIE-Equities Sawgrass	437076102	HOME DEPOT ORD	NA	---	NA	127.00	06/15/2023	---	38,240.97	0.00	0.00	1,210.31	39,451.28	39,451.28	
STLUCIE-Equities Sawgrass	43734L106	HOME POINT CAPITAL ORD	NA	---	NA	1,428.00	06/29/2022	---	5,487.66	0.00	0.00	(2,174.70)	3,312.96	3,312.96	
STLUCIE-Equities Sawgrass	43734L106	HOME POINT CAPITAL ORD	NA	---	NA	1,612.00	09/28/2022	---	2,915.30	0.00	0.00	824.54	3,739.84	3,739.84	
STLUCIE-Equities Sawgrass	43734L106	HOME POINT CAPITAL ORD	NA	---	NA	614.00	12/23/2022	---	767.50	0.00	0.00	656.98	1,424.48	1,424.48	
STLUCIE-Equities Sawgrass	438516106	HONEYWELL INTERNATIONAL ORD	NA	---	NA	95.00	12/08/2016	---	10,310.33	0.00	0.00	9,402.17	19,712.50	19,712.50	
STLUCIE-Equities Sawgrass	438516106	HONEYWELL INTERNATIONAL ORD	NA	---	NA	75.00	12/09/2016	---	8,133.03	0.00	0.00	7,429.47	15,562.50	15,562.50	
STLUCIE-Equities Sawgrass	438516106	HONEYWELL INTERNATIONAL ORD	NA	---	NA	65.00	06/04/2018	---	9,242.37	0.00	0.00	4,245.13	13,487.50	13,487.50	
STLUCIE-Equities Sawgrass	438516106	HONEYWELL INTERNATIONAL ORD	NA	---	NA	70.00	09/02/2021	---	16,280.25	0.00	0.00	(1,755.25)	14,525.00	14,525.00	
STLUCIE-Equities Sawgrass	447011107	HUNTSMAN ORD	NA	---	NA	124.00	04/01/2022	---	4,692.78	0.00	0.00	(1,342.30)	3,350.48	3,350.48	
STLUCIE-Equities Sawgrass	447011107	HUNTSMAN ORD	NA	---	NA	61.00	09/28/2022	---	1,467.36	0.00	0.00	180.86	1,648.22	1,648.22	
STLUCIE-Equities Sawgrass	447462102	HURON CONSULTING GROUP ORD	NA	---	NA	58.00	11/07/2022	---	4,477.39	0.00	0.00	447.39	4,924.78	4,924.78	
STLUCIE-Equities Sawgrass	447462102	HURON CONSULTING GROUP ORD	NA	---	NA	23.00	03/07/2023	---	1,841.84	0.00	0.00	111.09	1,952.93	1,952.93	
STLUCIE-Equities Sawgrass	447462102	HURON CONSULTING GROUP ORD	NA	---	NA	9.00	03/31/2023	---	719.46	0.00	0.00	44.73	764.19	764.19	
STLUCIE-Equities Sawgrass	45168D104	IDEXX LABORATORIES ORD	NA	---	NA	3.00	08/17/2022	---	1,196.01	0.00	0.00	310.68	1,506.69	1,506.69	
STLUCIE-Equities Sawgrass	45168D104	IDEXX LABORATORIES ORD	NA	---	NA	25.00	09/29/2022	---	8,386.25	0.00	0.00	4,169.50	12,555.75	12,555.75	
STLUCIE-Equities Sawgrass	452308109	ILLINOIS TOOL ORD	NA	---	NA	70.00	09/02/2021	---	16,311.35	91.70	0.00	1,199.85	17,511.20	17,511.20	
STLUCIE-Equities Sawgrass	45866F104	INTERCONTINENTAL EXCHANGE ORD	NA	---	NA	508.00	06/03/2022	---	52,022.71	0.00	0.00	5,421.93	57,444.64	57,444.64	
STLUCIE-Equities Sawgrass	45866F104	INTERCONTINENTAL EXCHANGE ORD	NA	---	NA	172.00	08/04/2022	---	17,418.44	0.00	0.00	2,031.32	19,449.76	19,449.76	
STLUCIE-Equities Sawgrass	46005L101	INTERNATIONAL MONEY EXPRESS ORD	NA	---	NA	161.00	03/31/2022	---	3,429.91	0.00	0.00	519.42	3,949.33	3,949.33	
STLUCIE-Equities Sawgrass	46005L101	INTERNATIONAL MONEY EXPRESS ORD	NA	---	NA	129.00	05/05/2022	---	2,546.41	0.00	0.00	617.96	3,164.37	3,164.37	
STLUCIE-Equities Sawgrass	46005L101	INTERNATIONAL MONEY EXPRESS ORD	NA	---	NA	225.00	06/13/2022	---	4,420.85	0.00	0.00	1,098.40	5,519.25	5,519.25	
STLUCIE-Equities Sawgrass	460690100	INTERPUBLIC GROUP OF COMPANIES ORD	NA	---	NA	42.00	07/30/2020	---	769.97	0.00	0.00	850.39	1,620.36	1,620.36	
STLUCIE-Equities Sawgrass	460690100	INTERPUBLIC GROUP OF COMPANIES ORD	NA	---	NA	8.00	09/29/2020	---	133.80	0.00	0.00	174.84	308.64	308.64	
STLUCIE-Equities Sawgrass	460690100	INTERPUBLIC GROUP OF COMPANIES ORD	NA	---	NA	6.00	12/31/2020	---	142.80	0.00	0.00	88.68	231.48	231.48	
STLUCIE-Equities Sawgrass	460690100	INTERPUBLIC GROUP OF COMPANIES ORD	NA	---	NA	98.00	01/27/2021	---	2,418.15	0.00	0.00	1,362.69	3,780.84	3,780.84	
STLUCIE-Equities Sawgrass	460690100	INTERPUBLIC GROUP OF COMPANIES ORD	NA	---	NA	4.00	02/01/2021	---	99.98	0.00	0.00	54.34	154.32	154.32	
STLUCIE-Equities Sawgrass	460690100	INTERPUBLIC GROUP OF COMPANIES ORD	NA	---	NA	154.00	03/16/2021	---	4,549.93	0.00	0.00	1,391.39	5,941.32	5,941.32	
STLUCIE-Equities Sawgrass	460690100	INTERPUBLIC GROUP OF COMPANIES ORD	NA	---	NA	10.00	03/31/2021	---	284.85	0.00	0.00	100.95	385.80	385.80	
STLUCIE-Equities Sawgrass	460690100	INTERPUBLIC GROUP OF COMPANIES ORD	NA	---	NA	24.00	06/30/2021	---	771.60	0.00	0.00	154.32	925.92	925.92	
STLUCIE-Equities Sawgrass	460690100	INTERPUBLIC GROUP OF COMPANIES ORD	NA	---	NA	24.00	10/01/2021	---	905.40	0.00	0.00	20.52	925.92	925.92	
STLUCIE-Equities Sawgrass	46116X101	INTRA CELLULAR THERAPIES ORD	NA	---	NA	42.00	06/12/2023	---	2,766.39	0.00	0.00	(106.95)	2,659.44	2,659.44	
STLUCIE-Equities Sawgrass	461202103	INTUIT ORD	NA	---	NA	24.00	01/26/2023	---	9,669.36	0.00	0.00	1,327.20	10,996.56	10,996.56	
STLUCIE-Equities Sawgrass	461202103	INTUIT ORD	NA	---	NA	23.00	02/07/2023	---	9,997.99	0.00	0.00	540.38	10,538.37	10,538.37	
STLUCIE-Equities Sawgrass	461202103	INTUIT ORD	NA	---	NA	23.00	02/08/2023	---	9,530.86	0.00	0.00	1,007.51	10,538.37	10,538.37	
STLUCIE-Equities Sawgrass	461202103	INTUIT ORD	NA	---	NA	23.00	02/07/2023	---	9,747.75	0.00	0.00	790.62	10,538.37	10,538.37	
STLUCIE-Equities Sawgrass	461202103	INTUIT ORD	NA	---	NA	12.00	02/21/2023	---	4,930.26	0.00	0.00	568.02	5,498.28	5,498.28	
STLUCIE-Equities Sawgrass	461202103	INTUIT ORD	NA	---	NA	31.00	06/01/2023	---	12,714.03	0.00	0.00	1,489.86	14,203.89	14,203.89	
STLUCIE-Equities Sawgrass	461202103	INTUIT ORD	NA	---	NA	12.00	06/13/2023	---	5,132.46	0.00	0.00	365.82	5,498.28	5,498.28	
STLUCIE-Equities Sawgrass	461202103	INTUIT ORD	NA	---	NA	12.00	06/14/2023	---	5,310.25	0.00	0.00	188.03	5,498.28	5,498.28	
STLUCIE-Equities Sawgrass	461202103	INTUIT ORD	NA	---	NA	23.00	06/22/2023	---	10,434.23	0.00	0.00	104.14	10,538.37	10,538.37	
STLUCIE-Equities Sawgrass	46266A109	IRADIMED ORD	NA	---	NA	159.00	05/03/2023	---	6,605.66	0.00	0.00	985.00	7,590.66	7,590.66	
STLUCIE-Equities Sawgrass	46266A109	IRADIMED ORD	NA	---	NA	53.00	05/11/2023	---	2,543.46	0.00	0.00	(13.24)	2,530.22	2,530.22	
STLUCIE-Equities Sawgrass	46266A109	IRADIMED ORD	NA	---	NA	60.00	05/16/2023	---	2,818.90	0.00	0.00	45.50	2,864.40	2,864.40	
STLUCIE-Equities Sawgrass	46266A109	IRADIMED ORD	NA	---	NA	33.00	06/12/2023	---	1,597.21	0.00	0.00	(21.79)	1,575.42	1,575.42	
STLUCIE-Equities Sawgrass	46625H100	JPMORGAN CHASE ORD	NA	---	NA	157.00	12/08/2016	---	13,059.23	0.00	0.00	9,774.85	22,834.08	22,834.08	
STLUCIE-Equities Sawgrass	46625H100	JPMORGAN CHASE ORD	NA	---	NA	250.00	12/09/2016	---	20,718.75	0.00	0.00	15,641.25	36,360.00	36,360.00	
STLUCIE-Equities Sawgrass	46625H100	JPMORGAN CHASE ORD	NA	---	NA	95.00	06/04/2018	---	10,224.85	0.00	0.00	3,591.95	13,816.80	13,816.80	
STLUCIE-Equities Sawgrass	46625H100	JPMORGAN CHASE ORD	NA	---	NA	48.00	06/05/2020	---	5,006.40	0.00	0.00	1,974.72	6,981.12	6,981.12	
STLUCIE-Equities Sawgrass	466313103	JABIL ORD	NA	---	NA	14.00	02/28/2020	---	487.47	0.00	0.00	1,023.55	1,511.02	1,511.02	
STLUCIE-Equities Sawgrass	466313103	JABIL ORD	NA	---	NA	9.00	03/31/2020	---	212.58	0.00	0.00	758.79	971.37	971.37	
STLUCIE-Equities Sawgrass	466313103	JABIL ORD	NA	---	NA	8.00	07/01/2020	---	255.57	0.00	0.00	607.87	863.44	863.44	
STLUCIE-Equities Sawgrass	466313103	JABIL ORD	NA	---	NA	2.00	09/29/2020	---	67.53	0.00	0.00	148.33	215.86	215.86	
STLUCIE-Equities Sawgrass	466313103	JABIL ORD	NA	---	NA	5.00	12/31/2020	---	211.60	0.00	0.00	328.05	539.65	539.65	
STLUCIE-Equities Sawgrass	466313103	JABIL ORD	NA	---	NA	69.00	01/27/2021	---	3,086.37	0.00	0.00	4,360.80	7,447.17	7,447.17	
STLUCIE-Equities Sawgrass	466313103	JABIL ORD	NA	---	NA	11.00	02/01/2021	---	460.35	0.00	0.00	726.88	1,187.23	1,187.23	
STLUCIE-Equities Sawgrass	466313103	JABIL ORD	NA	---	NA	115.00	03/16/2021	---	5,491.81	0.00	0.00	6,920.14	12,411.95	12,411.95	

**ST. LUCIE COUNTY BOARD OF COUNTY COMMISSIONERS
INVESTMENT PORTFOLIO
AS OF JUNE 30, 2023**

Account	Identifier	Description	S&P	Fitch	Moody's	Current Units	Settle Date	Final Maturity	Book Value	Interest Due	Accrued Balance	Net Unrealized		Market Value +	
			Rating	Rating	Rating							Gain/Loss	Market Value	Accrued	
STLUCIE-Equities Sawgrass	466313103	JABIL ORD	NA	---	NA	9.00	03/31/2021	---	461.57	0.00	0.00	509.80	971.37	971.37	
STLUCIE-Equities Sawgrass	466313103	JABIL ORD	NA	---	NA	9.00	06/30/2021	---	446.13	0.00	0.00	446.13	971.37	971.37	
STLUCIE-Equities Sawgrass	466313103	JABIL ORD	NA	---	NA	758.00	08/04/2022	---	44,873.22	0.00	0.00	36,937.72	81,810.94	81,810.94	
STLUCIE-Equities Sawgrass	466313103	JABIL ORD	NA	---	NA	118.00	06/12/2023	---	11,112.53	0.00	0.00	1,623.21	12,735.74	12,735.74	
STLUCIE-Equities Sawgrass	46817M107	JACKSON FINANCIAL CL A ORD	NA	---	NA	139.00	03/31/2023	---	5,078.49	0.00	0.00	(823.70)	4,254.79	4,254.79	
STLUCIE-Equities Sawgrass	478160104	JOHNSON & JOHNSON ORD	NA	---	NA	12.00	04/22/2019	---	1,668.72	0.00	0.00	317.52	1,986.24	1,986.24	
STLUCIE-Equities Sawgrass	478160104	JOHNSON & JOHNSON ORD	NA	---	NA	20.00	07/28/2020	---	2,955.80	0.00	0.00	354.60	3,310.40	3,310.40	
STLUCIE-Equities Sawgrass	478160104	JOHNSON & JOHNSON ORD	NA	---	NA	120.00	09/02/2021	---	20,787.16	0.00	0.00	(924.76)	19,862.40	19,862.40	
STLUCIE-Equities Sawgrass	478160104	JOHNSON & JOHNSON ORD	NA	---	NA	75.00	06/01/2022	---	13,499.24	0.00	0.00	(1,085.24)	12,414.00	12,414.00	
STLUCIE-Equities Sawgrass	478160104	JOHNSON & JOHNSON ORD	NA	---	NA	62.00	09/23/2022	---	10,291.38	0.00	0.00	(29.14)	10,262.24	10,262.24	
STLUCIE-Equities Sawgrass	478160104	JOHNSON & JOHNSON ORD	NA	---	NA	169.00	01/30/2023	---	28,589.19	0.00	0.00	(616.31)	27,972.88	27,972.88	
STLUCIE-Equities Sawgrass	478160104	JOHNSON & JOHNSON ORD	NA	---	NA	83.00	02/02/2023	---	13,416.12	0.00	0.00	322.04	13,738.16	13,738.16	
STLUCIE-Equities Sawgrass	478160104	JOHNSON & JOHNSON ORD	NA	---	NA	178.00	02/03/2023	---	29,051.38	0.00	0.00	411.18	29,462.56	29,462.56	
STLUCIE-Equities Sawgrass	478160104	JOHNSON & JOHNSON ORD	NA	---	NA	62.00	02/03/2023	---	10,175.75	0.00	0.00	86.49	10,262.24	10,262.24	
STLUCIE-Equities Sawgrass	478160104	JOHNSON & JOHNSON ORD	NA	---	NA	32.00	06/27/2023	---	5,296.62	0.00	0.00	0.02	5,296.64	5,296.64	
STLUCIE-Equities Sawgrass	48020Q107	JONES LANG LASALLE ORD	NA	---	NA	2.00	01/27/2021	---	321.46	0.00	0.00	(9.86)	311.60	311.60	
STLUCIE-Equities Sawgrass	48020Q107	JONES LANG LASALLE ORD	NA	---	NA	6.00	02/01/2021	---	926.58	0.00	0.00	8.22	934.80	934.80	
STLUCIE-Equities Sawgrass	48020Q107	JONES LANG LASALLE ORD	NA	---	NA	34.00	03/16/2021	---	5,954.76	0.00	0.00	(657.56)	5,297.20	5,297.20	
STLUCIE-Equities Sawgrass	48203R104	JUNIPER NETWORKS ORD	NA	---	NA	140.00	12/30/2021	---	4,934.72	0.00	0.00	(548.52)	4,386.20	4,386.20	
STLUCIE-Equities Sawgrass	48203R104	JUNIPER NETWORKS ORD	NA	---	NA	79.00	09/28/2022	---	2,063.88	0.00	0.00	411.19	2,475.07	2,475.07	
STLUCIE-Equities Sawgrass	48242W106	KBR ORD	NA	---	NA	195.00	09/14/2021	---	7,690.27	26.33	0.00	4,996.43	12,686.70	12,686.70	
STLUCIE-Equities Sawgrass	48242W106	KBR ORD	NA	---	NA	29.00	02/28/2022	---	1,372.57	3.92	0.00	514.17	1,886.74	1,886.74	
STLUCIE-Equities Sawgrass	48242W106	KBR ORD	NA	---	NA	33.00	05/03/2023	---	1,956.08	4.46	0.00	190.90	2,146.98	2,146.98	
STLUCIE-Equities Sawgrass	49271V100	KEURIG DR PEPPER ORD	NA	---	NA	457.00	08/22/2022	---	18,387.57	91.40	0.00	(4,097.18)	14,290.39	14,290.39	
STLUCIE-Equities Sawgrass	49338L103	KEYSIGHT TECHNOLOGIES ORD	NA	---	NA	14.00	06/21/2021	---	2,105.26	0.00	0.00	239.04	2,344.30	2,344.30	
STLUCIE-Equities Sawgrass	49338L103	KEYSIGHT TECHNOLOGIES ORD	NA	---	NA	89.00	02/28/2023	---	13,892.01	0.00	0.00	1,011.04	14,903.05	14,903.05	
STLUCIE-Equities Sawgrass	49338L103	KEYSIGHT TECHNOLOGIES ORD	NA	---	NA	30.00	02/28/2023	---	4,682.10	0.00	0.00	341.40	5,023.50	5,023.50	
STLUCIE-Equities Sawgrass	49338L103	KEYSIGHT TECHNOLOGIES ORD	NA	---	NA	105.00	04/19/2023	---	16,078.65	0.00	0.00	1,503.60	17,582.25	17,582.25	
STLUCIE-Equities Sawgrass	49714P108	KINSALE CAPITAL GROUP ORD	NA	---	NA	5.00	02/12/2020	---	610.51	0.00	0.00	1,260.49	1,871.00	1,871.00	
STLUCIE-Equities Sawgrass	49714P108	KINSALE CAPITAL GROUP ORD	NA	---	NA	20.00	05/07/2020	---	2,573.31	0.00	0.00	4,910.69	7,484.00	7,484.00	
STLUCIE-Equities Sawgrass	49714P108	KINSALE CAPITAL GROUP ORD	NA	---	NA	10.00	07/21/2020	---	1,622.47	0.00	0.00	2,119.53	3,742.00	3,742.00	
STLUCIE-Equities Sawgrass	49714P108	KINSALE CAPITAL GROUP ORD	NA	---	NA	5.00	11/19/2020	---	1,164.89	0.00	0.00	706.11	1,871.00	1,871.00	
STLUCIE-Equities Sawgrass	49714P108	KINSALE CAPITAL GROUP ORD	NA	---	NA	5.00	11/09/2021	---	1,030.87	0.00	0.00	840.13	1,871.00	1,871.00	
STLUCIE-Equities Sawgrass	498894104	KNIFE RIVER ORD	NA	---	NA	10.50	12/31/2020	---	342.60	0.00	0.00	114.15	456.75	456.75	
STLUCIE-Equities Sawgrass	498894104	KNIFE RIVER ORD	NA	---	NA	16.50	01/27/2021	---	573.64	0.00	0.00	144.11	717.75	717.75	
STLUCIE-Equities Sawgrass	498894104	KNIFE RIVER ORD	NA	---	NA	1.75	02/01/2021	---	58.49	0.00	0.00	17.63	76.13	76.13	
STLUCIE-Equities Sawgrass	498894104	KNIFE RIVER ORD	NA	---	NA	26.25	03/16/2021	---	1,014.85	0.00	0.00	127.02	1,141.88	1,141.88	
STLUCIE-Equities Sawgrass	498894104	KNIFE RIVER ORD	NA	---	NA	38.00	12/23/2022	---	1,431.65	0.00	0.00	221.35	1,653.00	1,653.00	
STLUCIE-Equities Sawgrass	499049104	KNIGHT SWIFT TRANSPRTATN CL A ORD	NA	---	NA	180.00	12/30/2021	---	11,000.54	0.00	0.00	(999.74)	10,000.80	10,000.80	
STLUCIE-Equities Sawgrass	516544103	LANTHEUS HOLDINGS ORD	NA	---	NA	109.00	02/28/2022	---	4,256.45	0.00	0.00	4,890.83	9,147.28	9,147.28	
STLUCIE-Equities Sawgrass	516544103	LANTHEUS HOLDINGS ORD	NA	---	NA	20.00	07/12/2022	---	1,368.00	0.00	0.00	310.40	1,678.40	1,678.40	
STLUCIE-Equities Sawgrass	516544103	LANTHEUS HOLDINGS ORD	NA	---	NA	27.00	06/12/2023	---	2,404.23	0.00	0.00	(138.39)	2,265.84	2,265.84	
STLUCIE-Equities Sawgrass	516806205	VITAL ENERGY ORD	NA	---	NA	113.00	03/31/2023	---	5,012.16	0.00	0.00	89.79	5,101.95	5,101.95	
STLUCIE-Equities Sawgrass	518439104	ESTEE LAUDER CL A ORD	NA	---	NA	128.00	05/05/2023	---	25,502.72	0.00	0.00	(366.08)	25,136.64	25,136.64	
STLUCIE-Equities Sawgrass	525327102	LEIDOS HOLDINGS ORD	NA	---	NA	213.00	04/27/2022	---	22,688.91	0.00	0.00	(3,842.67)	18,846.24	18,846.24	
STLUCIE-Equities Sawgrass	525327102	LEIDOS HOLDINGS ORD	NA	---	NA	67.00	02/21/2023	---	6,671.45	0.00	0.00	(743.29)	5,928.16	5,928.16	
STLUCIE-Equities Sawgrass	525327102	LEIDOS HOLDINGS ORD	NA	---	NA	269.00	03/06/2023	---	26,086.17	0.00	0.00	(2,285.05)	23,801.12	23,801.12	
STLUCIE-Equities Sawgrass	525327102	LEIDOS HOLDINGS ORD	NA	---	NA	331.00	04/26/2023	---	30,187.50	0.00	0.00	(900.62)	29,286.88	29,286.88	
STLUCIE-Equities Sawgrass	525327102	LEIDOS HOLDINGS ORD	NA	---	NA	277.00	05/04/2023	---	24,039.39	0.00	0.00	469.57	24,508.96	24,508.96	
STLUCIE-Equities Sawgrass	525327102	LEIDOS HOLDINGS ORD	NA	---	NA	321.00	05/04/2023	---	27,784.80	0.00	0.00	617.28	28,402.08	28,402.08	
STLUCIE-Equities Sawgrass	525327102	LEIDOS HOLDINGS ORD	NA	---	NA	231.00	05/04/2023	---	18,642.86	0.00	0.00	1,796.02	20,438.88	20,438.88	
STLUCIE-Equities Sawgrass	525327102	LEIDOS HOLDINGS ORD	NA	---	NA	78.00	06/14/2023	---	6,586.57	0.00	0.00	314.87	6,901.44	6,901.44	
STLUCIE-Equities Sawgrass	525558201	LEMAITRE VASCULAR ORD	NA	---	NA	50.00	09/25/2020	---	1,686.44	0.00	0.00	1,677.56	3,364.00	3,364.00	
STLUCIE-Equities Sawgrass	525558201	LEMAITRE VASCULAR ORD	NA	---	NA	44.00	05/11/2023	---	2,891.24	0.00	0.00	69.08	2,960.32	2,960.32	
STLUCIE-Equities Sawgrass	525558201	LEMAITRE VASCULAR ORD	NA	---	NA	75.00	06/12/2023	---	4,845.75	0.00	0.00	200.25	5,046.00	5,046.00	
STLUCIE-Equities Sawgrass	532457108	ELI LILLY ORD	NA	---	NA	14.00	06/14/2023	---	6,197.68	0.00	0.00	368.04	6,565.72	6,565.72	
STLUCIE-Equities Sawgrass	552690109	MDU RESOURCES GROUP ORD	NA	---	NA	44.00	12/31/2020	---	795.22	9.79	0.00	126.14	921.36	921.36	
STLUCIE-Equities Sawgrass	552690109	MDU RESOURCES GROUP ORD	NA	---	NA	66.00	01/27/2021	---	1,270.99	14.69	0.00	111.05	1,382.04	1,382.04	
STLUCIE-Equities Sawgrass	552690109	MDU RESOURCES GROUP ORD	NA	---	NA	7.00	02/01/2021	---	129.60	1.56	0.00	16.98	146.58	146.58	
STLUCIE-Equities Sawgrass	552690109	MDU RESOURCES GROUP ORD	NA	---	NA	105.00	03/16/2021	---	2,248.55	23.36	0.00	(49.85)	2,198.70	2,198.70	
STLUCIE-Equities Sawgrass	552690109	MDU RESOURCES GROUP ORD	NA	---	NA	152.00	12/23/2022	---	3,172.02	33.82	0.00	10.86	3,182.88	3,182.88	
STLUCIE-Equities Sawgrass	55305B101	M I HOMES ORD	NA	---	NA	66.00	01/31/2023	---	3,887.40	0.00	0.00	1,867.14	5,754.54	5,754.54	
STLUCIE-Equities Sawgrass	55305B101	M I HOMES ORD	NA	---	NA	17.00	03/07/2023	---	1,025.95	0.00	0.00	456.28	1,482.23	1,482.23	
STLUCIE-Equities Sawgrass	55305B101	M I HOMES ORD	NA	---	NA	15.00	03/31/2023	---	915.68	0.00	0.00	392.17	1,307.85	1,307.85	
STLUCIE-Equities Sawgrass	55616P104	MACYS ORD	NA	---	NA	158.00	01/27/2021	---	2,339.19	26.13	0.00	196.71	2,535.90	2,535.90	
STLUCIE-Equities Sawgrass	55616P104	MACYS ORD	NA	---	NA	178.00	03/16/2021	---	3,190.95	29.44	0.00	(334.05)	2,856.90	2,856.90	
STLUCIE-Equities Sawgrass	55616P104	MACYS ORD	NA	---	NA	33.00	03/31/2021	---	527.08	5.46	0.00	2.57	529.65	529.65	
STLUCIE-Equities Sawgrass	55616P104	MACYS ORD	NA	---	NA	214.00	06/30/2021	---	4,161.49	35.40	0.00	(726.79)	3,434.70	3,434.70	
STLUCIE-Equities Sawgrass	55616P104	MACYS ORD	NA	---	NA	21.00	10/01/2021	---	531.93	3.47	0.00	(194.88)	337.05	337.05	

61

**ST. LUCIE COUNTY BOARD OF COUNTY COMMISSIONERS
INVESTMENT PORTFOLIO
AS OF JUNE 30, 2023**

Account	Identifier	Description	S&P	Fitch	Moody's	Current Units	Settle Date	Final Maturity	Book Value	Interest Due	Accrued Balance	Net Unrealized		Market Value +	
			Rating	Rating	Rating							Gain/Loss	Market Value	Accrued	
STLUCIE-Equities Sawgrass	559663109	MAGNOLIA OIL GAS CL A ORD	NA	---	NA	234.00	03/31/2023	---	5,055.57	0.00	0.00	(164.97)	4,890.60	4,890.60	
STLUCIE-Equities Sawgrass	56585A102	MARATHON PETROLEUM ORD	NA	---	NA	81.35	12/09/2016	---	3,870.36	0.00	0.00	5,614.87	9,485.22	9,485.22	
STLUCIE-Equities Sawgrass	56585A102	MARATHON PETROLEUM ORD	NA	---	NA	407.65	01/05/2018	---	25,461.43	0.00	0.00	22,070.73	47,532.17	47,532.17	
STLUCIE-Equities Sawgrass	56585A102	MARATHON PETROLEUM ORD	NA	---	NA	25.00	07/19/2019	---	1,370.75	0.00	0.00	1,544.25	2,915.00	2,915.00	
STLUCIE-Equities Sawgrass	56585A102	MARATHON PETROLEUM ORD	NA	---	NA	124.00	02/01/2021	---	5,472.36	0.00	0.00	8,986.04	14,458.40	14,458.40	
STLUCIE-Equities Sawgrass	566324109	MARCUS & MILLICHAP INC. ORD	NA	---	NA	19.00	02/28/2020	---	648.96	0.00	0.00	(50.27)	598.69	598.69	
STLUCIE-Equities Sawgrass	566324109	MARCUS & MILLICHAP INC. ORD	NA	---	NA	2.00	12/31/2020	---	75.30	0.00	0.00	(12.28)	63.02	63.02	
STLUCIE-Equities Sawgrass	566324109	MARCUS & MILLICHAP INC. ORD	NA	---	NA	43.00	01/27/2021	---	1,711.88	0.00	0.00	(356.95)	1,354.93	1,354.93	
STLUCIE-Equities Sawgrass	566324109	MARCUS & MILLICHAP INC. ORD	NA	---	NA	65.00	03/16/2021	---	2,210.63	0.00	0.00	(162.48)	2,048.15	2,048.15	
STLUCIE-Equities Sawgrass	566324109	MARCUS & MILLICHAP INC. ORD	NA	---	NA	12.00	03/31/2021	---	398.86	0.00	0.00	(20.74)	378.12	378.12	
STLUCIE-Equities Sawgrass	566324109	MARCUS & MILLICHAP INC. ORD	NA	---	NA	16.00	06/30/2021	---	632.10	0.00	0.00	(127.94)	504.16	504.16	
STLUCIE-Equities Sawgrass	571748102	MARSH & MCLENNAN ORD	NA	---	NA	30.00	12/07/2022	---	5,152.85	0.00	0.00	489.56	5,642.40	5,642.40	
STLUCIE-Equities Sawgrass	571748102	MARSH & MCLENNAN ORD	NA	---	NA	145.00	12/14/2022	---	24,816.97	0.00	0.00	2,454.63	27,271.60	27,271.60	
STLUCIE-Equities Sawgrass	571748102	MARSH & MCLENNAN ORD	NA	---	NA	150.00	05/16/2023	---	27,188.40	0.00	0.00	1,023.60	28,212.00	28,212.00	
STLUCIE-Equities Sawgrass	571748102	MARSH & MCLENNAN ORD	NA	---	NA	81.00	05/25/2023	---	14,224.82	0.00	0.00	1,009.66	15,234.48	15,234.48	
STLUCIE-Equities Sawgrass	573075108	MARTEN TRANSPORT ORD	NA	---	NA	122.00	03/07/2023	---	2,748.78	0.00	0.00	(125.78)	2,623.00	2,623.00	
STLUCIE-Equities Sawgrass	57636Q104	MASTERCARD CL A ORD	NA	---	NA	136.00	08/17/2022	---	47,922.32	0.00	0.00	5,566.48	53,488.80	53,488.80	
STLUCIE-Equities Sawgrass	57636Q104	MASTERCARD CL A ORD	NA	---	NA	17.00	06/13/2023	---	6,263.48	0.00	0.00	422.62	6,686.10	6,686.10	
STLUCIE-Equities Sawgrass	57636Q104	MASTERCARD CL A ORD	NA	---	NA	22.00	06/14/2023	---	8,215.53	0.00	0.00	437.07	8,652.60	8,652.60	
STLUCIE-Equities Sawgrass	57637H103	MASTERCRAFT BOAT HOLDINGS ORD	NA	---	NA	177.00	12/23/2022	---	4,612.76	0.00	0.00	812.29	5,425.05	5,425.05	
STLUCIE-Equities Sawgrass	57637H103	MASTERCRAFT BOAT HOLDINGS ORD	NA	---	NA	168.00	01/31/2023	---	4,684.21	0.00	0.00	464.99	5,149.20	5,149.20	
STLUCIE-Equities Sawgrass	57637H103	MASTERCRAFT BOAT HOLDINGS ORD	NA	---	NA	52.00	03/07/2023	---	1,812.87	0.00	0.00	(219.07)	1,593.80	1,593.80	
STLUCIE-Equities Sawgrass	580135101	MCDONALD'S ORD	NA	---	NA	11.00	11/17/2022	---	2,967.10	0.00	0.00	315.41	3,282.51	3,282.51	
STLUCIE-Equities Sawgrass	580135101	MCDONALD'S ORD	NA	---	NA	111.00	03/20/2023	---	29,893.97	0.00	0.00	3,229.54	33,123.51	33,123.51	
STLUCIE-Equities Sawgrass	58506Q109	MEDPACE HOLDINGS ORD	NA	---	NA	29.00	03/18/2020	---	2,094.36	0.00	0.00	4,870.57	6,964.93	6,964.93	
STLUCIE-Equities Sawgrass	58506Q109	MEDPACE HOLDINGS ORD	NA	---	NA	20.00	05/19/2020	---	1,666.15	0.00	0.00	3,137.25	4,803.40	4,803.40	
STLUCIE-Equities Sawgrass	58506Q109	MEDPACE HOLDINGS ORD	NA	---	NA	5.00	11/09/2021	---	1,128.48	0.00	0.00	72.37	1,200.85	1,200.85	
STLUCIE-Equities Sawgrass	58506Q109	MEDPACE HOLDINGS ORD	NA	---	NA	5.00	12/14/2021	---	1,027.59	0.00	0.00	173.26	1,200.85	1,200.85	
STLUCIE-Equities Sawgrass	58506Q109	MEDPACE HOLDINGS ORD	NA	---	NA	9.00	06/12/2023	---	1,984.46	0.00	0.00	177.07	2,161.53	2,161.53	
STLUCIE-Equities Sawgrass	589889104	MERIT MEDICAL SYSTEMS ORD	NA	---	NA	37.00	06/02/2020	---	1,605.25	0.00	0.00	1,489.43	3,094.68	3,094.68	
STLUCIE-Equities Sawgrass	589889104	MERIT MEDICAL SYSTEMS ORD	NA	---	NA	50.00	12/08/2020	---	2,913.25	0.00	0.00	1,268.75	4,182.00	4,182.00	
STLUCIE-Equities Sawgrass	589889104	MERIT MEDICAL SYSTEMS ORD	NA	---	NA	39.00	05/03/2023	---	3,200.36	0.00	0.00	61.60	3,261.96	3,261.96	
STLUCIE-Equities Sawgrass	589889104	MERIT MEDICAL SYSTEMS ORD	NA	---	NA	31.00	05/11/2023	---	2,638.50	0.00	0.00	(45.66)	2,592.84	2,592.84	
STLUCIE-Equities Sawgrass	59001A102	MERITAGE HOMES ORD	NA	---	NA	27.00	03/31/2023	---	3,112.02	0.00	0.00	729.27	3,841.29	3,841.29	
STLUCIE-Equities Sawgrass	594918104	MICROSOFT ORD	NA	---	NA	71.00	09/29/2022	---	16,685.84	0.00	0.00	7,492.50	24,178.34	24,178.34	
STLUCIE-Equities Sawgrass	594918104	MICROSOFT ORD	NA	---	NA	105.00	09/30/2022	---	24,766.35	0.00	0.00	10,990.35	35,756.70	35,756.70	
STLUCIE-Equities Sawgrass	594918104	MICROSOFT ORD	NA	---	NA	161.00	09/29/2022	---	37,921.91	0.00	0.00	16,905.03	54,826.94	54,826.94	
STLUCIE-Equities Sawgrass	594918104	MICROSOFT ORD	NA	---	NA	48.00	10/17/2022	---	10,900.25	0.00	0.00	5,445.67	16,345.92	16,345.92	
STLUCIE-Equities Sawgrass	594918104	MICROSOFT ORD	NA	---	NA	37.00	12/13/2022	---	9,120.45	0.00	0.00	3,479.53	12,599.98	12,599.98	
STLUCIE-Equities Sawgrass	594918104	MICROSOFT ORD	NA	---	NA	40.00	01/12/2023	---	9,201.60	0.00	0.00	4,420.00	13,621.60	13,621.60	
STLUCIE-Equities Sawgrass	60783X104	MODIVCARE ORD	NA	---	NA	9.00	02/28/2020	---	608.50	0.00	0.00	(201.61)	406.89	406.89	
STLUCIE-Equities Sawgrass	60783X104	MODIVCARE ORD	NA	---	NA	19.00	01/27/2021	---	3,162.98	0.00	0.00	(2,303.99)	858.99	858.99	
STLUCIE-Equities Sawgrass	60783X104	MODIVCARE ORD	NA	---	NA	30.00	03/16/2021	---	4,519.25	0.00	0.00	(3,162.95)	1,356.30	1,356.30	
STLUCIE-Equities Sawgrass	60783X104	MODIVCARE ORD	NA	---	NA	2.00	03/31/2021	---	300.15	0.00	0.00	(209.73)	90.42	90.42	
STLUCIE-Equities Sawgrass	615369105	MOODYS ORD	NA	---	NA	44.00	08/17/2022	---	14,180.76	0.00	0.00	1,118.92	15,299.68	15,299.68	
STLUCIE-Equities Sawgrass	615369105	MOODYS ORD	NA	---	NA	32.00	02/21/2023	---	9,686.56	0.00	0.00	1,440.48	11,127.04	11,127.04	
STLUCIE-Equities Sawgrass	615369105	MOODYS ORD	NA	---	NA	32.00	02/28/2023	---	9,173.28	0.00	0.00	1,953.76	11,127.04	11,127.04	
STLUCIE-Equities Sawgrass	624756102	MUELLER INDUSTRIES ORD	NA	---	NA	95.00	12/14/2021	---	5,474.96	0.00	0.00	2,816.64	8,291.60	8,291.60	
STLUCIE-Equities Sawgrass	624756102	MUELLER INDUSTRIES ORD	NA	---	NA	47.00	02/28/2022	---	2,630.28	0.00	0.00	1,471.88	4,102.16	4,102.16	
STLUCIE-Equities Sawgrass	624756102	MUELLER INDUSTRIES ORD	NA	---	NA	34.00	03/31/2022	---	1,989.68	0.00	0.00	977.84	2,967.52	2,967.52	
STLUCIE-Equities Sawgrass	624756102	MUELLER INDUSTRIES ORD	NA	---	NA	85.00	04/01/2022	---	4,724.37	0.00	0.00	2,694.43	7,418.80	7,418.80	
STLUCIE-Equities Sawgrass	624758108	MUELLER WATER PRODUCTS SER A ORD	NA	---	NA	365.00	04/01/2022	---	4,730.40	0.00	0.00	1,193.55	5,923.95	5,923.95	
STLUCIE-Equities Sawgrass	629377508	NRG ENERGY ORD	NA	---	NA	117.00	10/01/2021	---	4,903.06	0.00	0.00	(528.43)	4,374.63	4,374.63	
STLUCIE-Equities Sawgrass	629377508	NRG ENERGY ORD	NA	---	NA	90.00	12/30/2021	---	3,857.21	0.00	0.00	(492.11)	3,365.10	3,365.10	
STLUCIE-Equities Sawgrass	630402105	NAPCO SECURITY TECHNOLOGIES ORD	NA	---	NA	136.00	09/07/2022	---	3,961.01	0.00	0.00	751.39	4,712.40	4,712.40	
STLUCIE-Equities Sawgrass	630402105	NAPCO SECURITY TECHNOLOGIES ORD	NA	---	NA	98.00	09/22/2022	---	2,957.13	0.00	0.00	438.57	3,395.70	3,395.70	
STLUCIE-Equities Sawgrass	630402105	NAPCO SECURITY TECHNOLOGIES ORD	NA	---	NA	83.00	01/31/2023	---	2,439.10	0.00	0.00	436.85	2,875.95	2,875.95	
STLUCIE-Equities Sawgrass	630402105	NAPCO SECURITY TECHNOLOGIES ORD	NA	---	NA	51.00	03/07/2023	---	1,660.22	0.00	0.00	106.93	1,767.15	1,767.15	
STLUCIE-Equities Sawgrass	630402105	NAPCO SECURITY TECHNOLOGIES ORD	NA	---	NA	6.00	03/31/2023	---	223.32	0.00	0.00	(15.42)	207.90	207.90	
STLUCIE-Equities Sawgrass	635017106	NATIONAL BEVERAGE ORD	NA	---	NA	96.00	12/23/2022	---	4,692.79	0.00	0.00	(51.19)	4,641.60	4,641.60	
STLUCIE-Equities Sawgrass	635906100	NATIONAL HEALTHCARE ORD	NA	---	NA	10.00	02/28/2020	---	757.50	5.90	0.00	(139.30)	618.20	618.20	
STLUCIE-Equities Sawgrass	635906100	NATIONAL HEALTHCARE ORD	NA	---	NA	19.00	01/27/2021	---	1,301.82	11.21	0.00	(127.24)	1,174.58	1,174.58	
STLUCIE-Equities Sawgrass	635906100	NATIONAL HEALTHCARE ORD	NA	---	NA	5.00	02/01/2021	---	328.15	2.95	0.00	(19.05)	309.10	309.10	
STLUCIE-Equities Sawgrass	635906100	NATIONAL HEALTHCARE ORD	NA	---	NA	35.00	03/16/2021	---	2,674.99	20.65	0.00	(511.29)	2,163.70	2,163.70	
STLUCIE-Equities Sawgrass	635906100	NATIONAL HEALTHCARE ORD	NA	---	NA	3.00	03/31/2021	---	231.30	1.77	0.00	(45.84)	185.46	185.46	
STLUCIE-Equities Sawgrass	635906100	NATIONAL HEALTHCARE ORD	NA	---	NA	10.00	06/30/2021	---	698.20	5.90	0.00	(80.00)	618.20	618.20	
STLUCIE-Equities Sawgrass	637372202	NATIONAL RESEARCH ORD	NA	---	NA	13.00	11/19/2020	---	733.70	1.56	0.00	(168.07)	565.63	565.63	
STLUCIE-Equities Sawgrass	637372202	NATIONAL RESEARCH ORD	NA	---	NA	4.00	12/31/2020	---	175.44	0.48	0.00	(1.40)	174.04	174.04	
STLUCIE-Equities Sawgrass	637372202	NATIONAL RESEARCH ORD	NA	---	NA	27.00	01/27/2021	---	1,280.19	3.24	0.00	(105.42)	1,174.77	1,174.77	

**ST. LUCIE COUNTY BOARD OF COUNTY COMMISSIONERS
INVESTMENT PORTFOLIO
AS OF JUNE 30, 2023**

Account	Identifier	Description	S&P Rating	Fitch Rating	Moody's Rating	Current Units	Settle Date	Final Maturity	Book Value	Interest Due	Accrued Balance	Net Unrealized Gain/Loss	Market Value	Market Value + Accrued
STLUCIE-Equities Sawgrass	637372202	NATIONAL RESEARCH ORD	NA	---	NA	4.00	02/01/2021	---	186.08	0.48	0.00	(12.04)	174.04	174.04
STLUCIE-Equities Sawgrass	637372202	NATIONAL RESEARCH ORD	NA	---	NA	43.00	03/16/2021	---	2,228.95	5.16	0.00	(358.02)	1,870.93	1,870.93
STLUCIE-Equities Sawgrass	637372202	NATIONAL RESEARCH ORD	NA	---	NA	19.00	03/31/2021	---	871.72	2.28	0.00	(45.03)	826.69	826.69
STLUCIE-Equities Sawgrass	637372202	NATIONAL RESEARCH ORD	NA	---	NA	11.00	06/30/2021	---	514.25	1.32	0.00	(35.64)	478.61	478.61
STLUCIE-Equities Sawgrass	637372202	NATIONAL RESEARCH ORD	NA	---	NA	111.00	04/01/2022	---	4,396.82	13.32	0.00	432.79	4,829.61	4,829.61
STLUCIE-Equities Sawgrass	64828T201	RITHM CAPITAL ORD	NA	---	NA	721.00	12/23/2022	---	6,211.42	180.25	0.00	529.93	6,741.35	6,741.35
STLUCIE-Equities Sawgrass	65473P105	NISOURCE ORD	NA	---	NA	182.00	03/31/2023	---	5,030.97	0.00	0.00	(53.27)	4,977.70	4,977.70
STLUCIE-Equities Sawgrass	680223104	OLD REPUBLIC INTERNATIONAL ORD	NA	---	NA	205.00	12/30/2021	---	5,033.26	0.00	0.00	126.59	5,159.85	5,159.85
STLUCIE-Equities Sawgrass	680223104	OLD REPUBLIC INTERNATIONAL ORD	NA	---	NA	60.00	09/28/2022	---	1,232.70	0.00	0.00	277.50	1,510.20	1,510.20
STLUCIE-Equities Sawgrass	68386H103	OPPF CL A ORD	NA	---	NA	2,461.00	09/28/2022	---	5,718.87	0.00	0.00	(698.43)	5,020.44	5,020.44
STLUCIE-Equities Sawgrass	68389X105	ORACLE ORD	NA	---	NA	151.00	03/15/2021	---	9,902.94	0.00	0.00	8,079.65	17,982.59	17,982.59
STLUCIE-Equities Sawgrass	68389X105	ORACLE ORD	NA	---	NA	379.00	06/30/2022	---	26,190.80	0.00	0.00	18,944.31	45,135.11	45,135.11
STLUCIE-Equities Sawgrass	68389X105	ORACLE ORD	NA	---	NA	234.00	07/11/2022	---	16,728.66	0.00	0.00	11,138.40	27,867.06	27,867.06
STLUCIE-Equities Sawgrass	68389X105	ORACLE ORD	NA	---	NA	331.00	01/04/2023	---	26,941.48	0.00	0.00	12,477.31	39,418.79	39,418.79
STLUCIE-Equities Sawgrass	68404L201	OPTION CARE HEALTH ORD	NA	---	NA	62.00	05/05/2022	---	1,804.65	0.00	0.00	209.73	2,014.38	2,014.38
STLUCIE-Equities Sawgrass	68404L201	OPTION CARE HEALTH ORD	NA	---	NA	65.00	07/12/2022	---	1,946.69	0.00	0.00	165.16	2,111.85	2,111.85
STLUCIE-Equities Sawgrass	68404L201	OPTION CARE HEALTH ORD	NA	---	NA	29.00	03/07/2023	---	957.96	0.00	0.00	(15.75)	942.21	942.21
STLUCIE-Equities Sawgrass	69047Q102	OVINTIV ORD	NA	---	NA	143.00	03/31/2023	---	5,034.46	0.00	0.00	409.55	5,444.01	5,444.01
STLUCIE-Equities Sawgrass	69349H107	PNN RESOURCES ORD	NA	---	NA	98.00	10/01/2021	---	4,862.57	0.00	0.00	(442.77)	4,419.80	4,419.80
STLUCIE-Equities Sawgrass	69349H107	PNN RESOURCES ORD	NA	---	NA	92.00	04/01/2022	---	4,393.92	0.00	0.00	(244.72)	4,149.20	4,149.20
STLUCIE-Equities Sawgrass	69351T106	PPL ORD	NA	---	NA	516.00	11/27/2017	---	18,605.52	123.84	0.00	(4,952.16)	13,653.36	13,653.36
STLUCIE-Equities Sawgrass	69351T106	PPL ORD	NA	---	NA	500.00	07/19/2018	---	14,302.55	120.00	0.00	(1,072.55)	13,230.00	13,230.00
STLUCIE-Equities Sawgrass	69351T106	PPL ORD	NA	---	NA	550.00	10/19/2018	---	17,070.68	132.00	0.00	(2,517.68)	14,553.00	14,553.00
STLUCIE-Equities Sawgrass	69351T106	PPL ORD	NA	---	NA	75.00	07/19/2019	---	2,289.00	18.00	0.00	(304.50)	1,984.50	1,984.50
STLUCIE-Equities Sawgrass	69351T106	PPL ORD	NA	---	NA	1,446.00	06/15/2023	---	38,853.30	0.00	0.00	(592.14)	38,261.16	38,261.16
STLUCIE-Equities Sawgrass	703395103	PATTERSON COMPANIES ORD	NA	---	NA	32.00	03/16/2020	---	622.88	0.00	0.00	441.44	1,064.32	1,064.32
STLUCIE-Equities Sawgrass	703395103	PATTERSON COMPANIES ORD	NA	---	NA	11.00	03/31/2020	---	181.53	0.00	0.00	184.33	365.86	365.86
STLUCIE-Equities Sawgrass	703395103	PATTERSON COMPANIES ORD	NA	---	NA	65.00	01/27/2021	---	2,096.37	0.00	0.00	65.53	2,161.90	2,161.90
STLUCIE-Equities Sawgrass	703395103	PATTERSON COMPANIES ORD	NA	---	NA	100.00	03/16/2021	---	3,186.00	0.00	0.00	140.00	3,326.00	3,326.00
STLUCIE-Equities Sawgrass	703395103	PATTERSON COMPANIES ORD	NA	---	NA	10.00	03/31/2021	---	325.68	0.00	0.00	6.92	332.60	332.60
STLUCIE-Equities Sawgrass	70450Y103	PAYPAL HOLDINGS ORD	NA	---	NA	32.00	05/01/2023	---	2,358.40	0.00	0.00	(223.04)	2,135.36	2,135.36
STLUCIE-Equities Sawgrass	70450Y103	PAYPAL HOLDINGS ORD	NA	---	NA	132.00	05/11/2023	---	8,967.42	0.00	0.00	(159.06)	8,808.36	8,808.36
STLUCIE-Equities Sawgrass	70450Y103	PAYPAL HOLDINGS ORD	NA	---	NA	196.00	05/23/2023	---	11,929.38	0.00	0.00	1,149.70	13,079.08	13,079.08
STLUCIE-Equities Sawgrass	70931T103	PENNYMAC MORTGAGE INVEST REIT ORD	NA	---	NA	343.00	12/23/2022	---	4,659.66	0.00	0.00	(36.02)	4,623.64	4,623.64
STLUCIE-Equities Sawgrass	70931T103	PENNYMAC MORTGAGE INVEST REIT ORD	NA	---	NA	116.00	03/31/2023	---	1,394.90	0.00	0.00	168.78	1,563.68	1,563.68
STLUCIE-Equities Sawgrass	713448108	PEPSICO ORD	NA	---	NA	129.00	01/20/2023	---	22,528.94	0.00	0.00	1,364.44	23,893.38	23,893.38
STLUCIE-Equities Sawgrass	713448108	PEPSICO ORD	NA	---	NA	85.00	02/03/2023	---	14,466.15	0.00	0.00	1,277.55	15,743.70	15,743.70
STLUCIE-Equities Sawgrass	713448108	PEPSICO ORD	NA	---	NA	59.00	02/07/2023	---	9,916.43	0.00	0.00	1,011.55	10,927.98	10,927.98
STLUCIE-Equities Sawgrass	713448108	PEPSICO ORD	NA	---	NA	55.00	06/14/2023	---	9,983.33	0.00	0.00	203.77	10,187.10	10,187.10
STLUCIE-Equities Sawgrass	713448108	PEPSICO ORD	NA	---	NA	27.00	06/27/2023	---	5,046.32	0.00	0.00	(45.38)	5,000.94	5,000.94
STLUCIE-Equities Sawgrass	71375U101	PERFICIENT ORD	NA	---	NA	35.00	05/11/2023	---	2,542.61	0.00	0.00	373.94	2,916.55	2,916.55
STLUCIE-Equities Sawgrass	71424F105	PERMIAN RESOURCES CL A ORD	NA	---	NA	549.00	12/05/2022	---	5,418.58	0.00	0.00	598.46	6,017.04	6,017.04
STLUCIE-Equities Sawgrass	71424F105	PERMIAN RESOURCES CL A ORD	NA	---	NA	523.00	01/31/2023	---	5,689.82	0.00	0.00	42.26	5,732.08	5,732.08
STLUCIE-Equities Sawgrass	717081103	PFIZER ORD	NA	---	NA	390.00	01/09/2017	---	12,240.70	0.00	0.00	2,064.50	14,305.20	14,305.20
STLUCIE-Equities Sawgrass	717081103	PFIZER ORD	NA	---	NA	825.00	01/05/2018	---	28,675.64	0.00	0.00	1,585.36	30,261.00	30,261.00
STLUCIE-Equities Sawgrass	717081103	PFIZER ORD	NA	---	NA	506.00	01/07/2021	---	18,685.06	0.00	0.00	(124.98)	18,560.08	18,560.08
STLUCIE-Equities Sawgrass	717081103	PFIZER ORD	NA	---	NA	353.00	07/06/2021	---	13,902.91	0.00	0.00	(954.87)	12,948.04	12,948.04
STLUCIE-Equities Sawgrass	717081103	PFIZER ORD	NA	---	NA	475.00	06/12/2023	---	18,553.69	0.00	0.00	(1,130.69)	17,423.00	17,423.00
STLUCIE-Equities Sawgrass	740444104	PREFORMED LINE PRODUCTS ORD	NA	---	NA	70.00	06/30/2021	---	5,381.33	14.00	0.00	5,545.67	10,927.00	10,927.00
STLUCIE-Equities Sawgrass	740444104	PREFORMED LINE PRODUCTS ORD	NA	---	NA	11.00	10/01/2021	---	735.90	2.20	0.00	981.20	1,717.10	1,717.10
STLUCIE-Equities Sawgrass	74144T108	T ROWE PRICE GROUP ORD	NA	---	NA	585.00	05/05/2017	---	41,641.00	0.00	0.00	23,890.70	65,531.70	65,531.70
STLUCIE-Equities Sawgrass	742718109	PROCTER & GAMBLE ORD	NA	---	NA	136.00	12/09/2016	---	11,294.61	0.00	0.00	9,342.03	20,636.64	20,636.64
STLUCIE-Equities Sawgrass	742718109	PROCTER & GAMBLE ORD	NA	---	NA	300.00	07/25/2018	---	23,633.55	0.00	0.00	21,888.45	45,522.00	45,522.00
STLUCIE-Equities Sawgrass	742718109	PROCTER & GAMBLE ORD	NA	---	NA	265.00	06/15/2023	---	38,468.14	0.00	0.00	1,742.96	40,211.10	40,211.10
STLUCIE-Equities Sawgrass	743312100	PROGRESS SOFTWARE ORD	NA	---	NA	185.00	03/11/2021	---	8,312.75	0.00	0.00	2,435.75	10,748.50	10,748.50
STLUCIE-Equities Sawgrass	743312100	PROGRESS SOFTWARE ORD	NA	---	NA	112.00	06/30/2021	---	5,232.79	0.00	0.00	1,274.41	6,507.20	6,507.20
STLUCIE-Equities Sawgrass	743312100	PROGRESS SOFTWARE ORD	NA	---	NA	9.00	10/01/2021	---	444.60	0.00	0.00	78.30	522.90	522.90
STLUCIE-Equities Sawgrass	743312100	PROGRESS SOFTWARE ORD	NA	---	NA	29.00	09/28/2022	---	1,201.62	0.00	0.00	483.28	1,684.90	1,684.90
STLUCIE-Equities Sawgrass	743312100	PROGRESS SOFTWARE ORD	NA	---	NA	30.00	03/07/2023	---	1,761.96	0.00	0.00	(18.96)	1,743.00	1,743.00
STLUCIE-Equities Sawgrass	743312100	PROGRESS SOFTWARE ORD	NA	---	NA	34.00	06/12/2023	---	2,043.91	0.00	0.00	(68.51)	1,975.40	1,975.40
STLUCIE-Equities Sawgrass	74340E103	PROGYNY ORD	NA	---	NA	17.00	08/20/2020	---	496.08	0.00	0.00	172.70	668.78	668.78
STLUCIE-Equities Sawgrass	74340E103	PROGYNY ORD	NA	---	NA	36.00	01/27/2021	---	1,721.88	0.00	0.00	(305.64)	1,416.24	1,416.24
STLUCIE-Equities Sawgrass	74340E103	PROGYNY ORD	NA	---	NA	54.00	03/16/2021	---	2,569.86	0.00	0.00	(445.50)	2,124.36	2,124.36
STLUCIE-Equities Sawgrass	74340E103	PROGYNY ORD	NA	---	NA	33.00	12/23/2022	---	1,044.12	0.00	0.00	254.10	1,298.22	1,298.22
STLUCIE-Equities Sawgrass	74340E103	PROGYNY ORD	NA	---	NA	68.00	05/11/2023	---	2,569.98	0.00	0.00	105.14	2,675.12	2,675.12
STLUCIE-Equities Sawgrass	74340E103	PROGYNY ORD	NA	---	NA	67.00	06/12/2023	---	2,720.66	0.00	0.00	(84.88)	2,635.78	2,635.78
STLUCIE-Equities Sawgrass	745867101	PULTEGROUP ORD	NA	---	NA	57.00	07/01/2020	---	1,879.01	9.12	0.00	2,548.76	4,427.76	4,427.76
STLUCIE-Equities Sawgrass	745867101	PULTEGROUP ORD	NA	---	NA	5.00	12/31/2020	---	221.50	0.80	0.00	388.40	388.40	388.40
STLUCIE-Equities Sawgrass	745867101	PULTEGROUP ORD	NA	---	NA	105.00	01/27/2021	---	5,200.35	16.80	0.00	2,956.05	8,156.40	8,156.40

**ST. LUCIE COUNTY BOARD OF COUNTY COMMISSIONERS
INVESTMENT PORTFOLIO
AS OF JUNE 30, 2023**

Account	Identifier	Description	S&P Rating	Fitch Rating	Moody's Rating	Current Units	Settle Date	Final Maturity	Book Value	Interest Due	Accrued Balance	Net Unrealized Gain/Loss	Market Value	Market Value + Accrued
STLUCIE-Equities Sawgrass	745867101	PULTEGROUP ORD	NA	---	NA	2.00	02/01/2021	---	89.24	0.32	0.00	66.12	155.36	155.36
STLUCIE-Equities Sawgrass	745867101	PULTEGROUP ORD	NA	---	NA	161.00	03/16/2021	---	7,567.06	25.76	0.00	4,939.42	12,506.48	12,506.48
STLUCIE-Equities Sawgrass	745867101	PULTEGROUP ORD	NA	---	NA	4.00	03/31/2021	---	207.98	0.64	0.00	102.74	310.72	310.72
STLUCIE-Equities Sawgrass	745867101	PULTEGROUP ORD	NA	---	NA	15.00	10/01/2021	---	721.59	2.40	0.00	443.61	1,165.20	1,165.20
STLUCIE-Equities Sawgrass	74624M102	PURE STORAGE CL A ORD	NA	---	NA	172.00	12/23/2022	---	4,719.54	0.00	0.00	1,613.50	6,333.04	6,333.04
STLUCIE-Equities Sawgrass	74624M102	PURE STORAGE CL A ORD	NA	---	NA	50.00	03/31/2023	---	1,238.23	0.00	0.00	602.77	1,841.00	1,841.00
STLUCIE-Equities Sawgrass	74915M100	QURATE RETAIL SRS A ORD	NA	---	NA	74.00	03/16/2021	---	960.32	0.00	0.00	(887.07)	73.25	73.25
STLUCIE-Equities Sawgrass	74915M100	QURATE RETAIL SRS A ORD	NA	---	NA	26.00	03/31/2021	---	301.73	0.00	0.00	(276.00)	25.73	25.73
STLUCIE-Equities Sawgrass	74915M100	QURATE RETAIL SRS A ORD	NA	---	NA	130.00	04/30/2021	---	1,637.83	0.00	0.00	(1,509.16)	128.67	128.67
STLUCIE-Equities Sawgrass	74915M100	QURATE RETAIL SRS A ORD	NA	---	NA	475.00	05/10/2021	---	5,600.58	0.00	0.00	(5,130.43)	470.16	470.16
STLUCIE-Equities Sawgrass	74915M100	QURATE RETAIL SRS A ORD	NA	---	NA	61.00	06/30/2021	---	790.93	0.00	0.00	(730.55)	60.38	60.38
STLUCIE-Equities Sawgrass	74915M100	QURATE RETAIL SRS A ORD	NA	---	NA	124.00	10/01/2021	---	1,318.74	0.00	0.00	(1,196.00)	122.74	122.74
STLUCIE-Equities Sawgrass	74915M100	QURATE RETAIL SRS A ORD	NA	---	NA	985.00	04/01/2022	---	4,880.68	0.00	0.00	(3,905.73)	974.95	974.95
STLUCIE-Equities Sawgrass	74915M100	QURATE RETAIL SRS A ORD	NA	---	NA	658.00	09/28/2022	---	1,404.83	0.00	0.00	(753.54)	651.29	651.29
STLUCIE-Equities Sawgrass	74915M100	QURATE RETAIL SRS A ORD	NA	---	NA	654.00	12/23/2022	---	1,062.75	0.00	0.00	(415.42)	647.33	647.33
STLUCIE-Equities Sawgrass	74915M100	QURATE RETAIL SRS A ORD	NA	---	NA	3,072.00	03/31/2023	---	2,834.53	0.00	0.00	206.14	3,040.67	3,040.67
STLUCIE-Equities Sawgrass	75025X100	RADIANT LOGISTICS ORD	NA	---	NA	928.00	12/23/2022	---	4,813.16	0.00	0.00	1,423.00	6,236.16	6,236.16
STLUCIE-Equities Sawgrass	75025X100	RADIANT LOGISTICS ORD	NA	---	NA	111.00	03/31/2023	---	713.73	0.00	0.00	32.19	745.92	745.92
STLUCIE-Equities Sawgrass	75700L108	RED ROCK RESORTS CL A ORD	NA	---	NA	54.00	05/11/2023	---	2,556.79	0.00	0.00	(30.67)	2,526.12	2,526.12
STLUCIE-Equities Sawgrass	760759100	REPUBLIC SERVICES ORD	NA	---	NA	150.00	11/01/2022	---	19,555.50	74.25	0.00	3,420.00	22,975.50	22,975.50
STLUCIE-Equities Sawgrass	76171L106	REYNOLDS CONSUMER PRODUCTS ORD	NA	---	NA	151.00	12/23/2022	---	4,583.67	0.00	0.00	(317.92)	4,265.75	4,265.75
STLUCIE-Equities Sawgrass	76171L106	REYNOLDS CONSUMER PRODUCTS ORD	NA	---	NA	45.00	03/31/2023	---	1,236.92	0.00	0.00	34.33	1,271.25	1,271.25
STLUCIE-Equities Sawgrass	76680V108	RING ENERGY ORD	NA	---	NA	2,716.00	03/31/2023	---	5,173.98	0.00	0.00	(529.62)	4,644.36	4,644.36
STLUCIE-Equities Sawgrass	78409V104	S&P GLOBAL ORD	NA	---	NA	102.00	08/17/2022	---	39,867.72	0.00	0.00	1,023.06	40,890.78	40,890.78
STLUCIE-Equities Sawgrass	78409V104	S&P GLOBAL ORD	NA	---	NA	48.00	09/23/2022	---	16,453.06	0.00	0.00	2,789.66	19,242.72	19,242.72
STLUCIE-Equities Sawgrass	78409V104	S&P GLOBAL ORD	NA	---	NA	26.00	09/29/2022	---	8,223.80	0.00	0.00	2,199.34	10,423.14	10,423.14
STLUCIE-Equities Sawgrass	78409V104	S&P GLOBAL ORD	NA	---	NA	13.00	02/21/2023	---	4,665.25	0.00	0.00	546.32	5,211.57	5,211.57
STLUCIE-Equities Sawgrass	784117103	SEI INVESTMENTS ORD	NA	---	NA	16.00	02/28/2020	---	1,015.05	0.00	0.00	(61.13)	953.92	953.92
STLUCIE-Equities Sawgrass	784117103	SEI INVESTMENTS ORD	NA	---	NA	1.00	12/31/2020	---	56.93	0.00	0.00	2.69	59.62	59.62
STLUCIE-Equities Sawgrass	784117103	SEI INVESTMENTS ORD	NA	---	NA	28.00	01/27/2021	---	1,657.60	0.00	0.00	11.76	1,669.36	1,669.36
STLUCIE-Equities Sawgrass	784117103	SEI INVESTMENTS ORD	NA	---	NA	44.00	03/16/2021	---	2,637.73	0.00	0.00	(14.45)	2,623.28	2,623.28
STLUCIE-Equities Sawgrass	784117103	SEI INVESTMENTS ORD	NA	---	NA	4.00	03/31/2021	---	246.48	0.00	0.00	(8.00)	238.48	238.48
STLUCIE-Equities Sawgrass	784117103	SEI INVESTMENTS ORD	NA	---	NA	14.00	06/30/2021	---	871.50	0.00	0.00	(36.82)	834.68	834.68
STLUCIE-Equities Sawgrass	784117103	SEI INVESTMENTS ORD	NA	---	NA	25.00	12/30/2021	---	1,565.12	0.00	0.00	(74.62)	1,490.50	1,490.50
STLUCIE-Equities Sawgrass	78463M107	SPS COMMERCE ORD	NA	---	NA	7.00	05/08/2020	---	398.78	0.00	0.00	945.64	1,344.42	1,344.42
STLUCIE-Equities Sawgrass	78463M107	SPS COMMERCE ORD	NA	---	NA	20.00	05/19/2020	---	1,163.35	0.00	0.00	2,677.85	3,841.20	3,841.20
STLUCIE-Equities Sawgrass	78463M107	SPS COMMERCE ORD	NA	---	NA	30.00	06/29/2020	---	2,279.47	0.00	0.00	3,482.33	5,761.80	5,761.80
STLUCIE-Equities Sawgrass	78463M107	SPS COMMERCE ORD	NA	---	NA	20.00	10/14/2020	---	1,703.82	0.00	0.00	2,137.38	3,841.20	3,841.20
STLUCIE-Equities Sawgrass	78463M107	SPS COMMERCE ORD	NA	---	NA	10.00	02/26/2021	---	1,051.36	0.00	0.00	869.24	1,920.60	1,920.60
STLUCIE-Equities Sawgrass	78463M107	SPS COMMERCE ORD	NA	---	NA	10.00	03/31/2021	---	1,001.60	0.00	0.00	919.00	1,920.60	1,920.60
STLUCIE-Equities Sawgrass	78648T100	SAFETY INSURANCE GROUP ORD	NA	---	NA	1.00	02/28/2020	---	90.05	0.00	0.00	(18.33)	71.72	71.72
STLUCIE-Equities Sawgrass	78648T100	SAFETY INSURANCE GROUP ORD	NA	---	NA	1.00	07/01/2020	---	76.64	0.00	0.00	(4.92)	71.72	71.72
STLUCIE-Equities Sawgrass	78648T100	SAFETY INSURANCE GROUP ORD	NA	---	NA	2.00	09/29/2020	---	136.85	0.00	0.00	6.59	143.44	143.44
STLUCIE-Equities Sawgrass	78648T100	SAFETY INSURANCE GROUP ORD	NA	---	NA	2.00	12/31/2020	---	157.32	0.00	0.00	(13.88)	143.44	143.44
STLUCIE-Equities Sawgrass	78648T100	SAFETY INSURANCE GROUP ORD	NA	---	NA	17.00	01/27/2021	---	1,304.41	0.00	0.00	(85.17)	1,219.24	1,219.24
STLUCIE-Equities Sawgrass	78648T100	SAFETY INSURANCE GROUP ORD	NA	---	NA	9.00	02/01/2021	---	672.93	0.00	0.00	(27.45)	645.48	645.48
STLUCIE-Equities Sawgrass	78648T100	SAFETY INSURANCE GROUP ORD	NA	---	NA	35.00	03/16/2021	---	2,987.81	0.00	0.00	(477.61)	2,510.20	2,510.20
STLUCIE-Equities Sawgrass	78648T100	SAFETY INSURANCE GROUP ORD	NA	---	NA	4.00	03/31/2021	---	340.29	0.00	0.00	(53.41)	286.88	286.88
STLUCIE-Equities Sawgrass	78648T100	SAFETY INSURANCE GROUP ORD	NA	---	NA	18.00	09/28/2022	---	1,474.02	0.00	0.00	(183.06)	1,290.96	1,290.96
STLUCIE-Equities Sawgrass	80007P869	SANDRIDGE ENERGY ORD	NA	---	NA	352.00	03/31/2023	---	5,055.64	0.00	0.00	312.36	5,368.00	5,368.00
STLUCIE-Equities Sawgrass	801056102	SANMINA ORD	NA	---	NA	3.00	02/28/2020	---	81.66	0.00	0.00	99.15	180.81	180.81
STLUCIE-Equities Sawgrass	801056102	SANMINA ORD	NA	---	NA	6.00	12/31/2020	---	191.70	0.00	0.00	169.92	361.62	361.62
STLUCIE-Equities Sawgrass	801056102	SANMINA ORD	NA	---	NA	70.00	01/27/2021	---	2,414.96	0.00	0.00	1,803.94	4,218.90	4,218.90
STLUCIE-Equities Sawgrass	801056102	SANMINA ORD	NA	---	NA	104.00	03/16/2021	---	4,091.88	0.00	0.00	2,176.20	6,268.08	6,268.08
STLUCIE-Equities Sawgrass	801056102	SANMINA ORD	NA	---	NA	12.00	03/31/2021	---	494.10	0.00	0.00	229.14	723.24	723.24
STLUCIE-Equities Sawgrass	801056102	SANMINA ORD	NA	---	NA	91.00	08/05/2022	---	4,523.74	0.00	0.00	960.83	5,484.57	5,484.57
STLUCIE-Equities Sawgrass	806857108	SCHLUMBERGER ORD	NA	---	NA	119.00	07/19/2019	---	4,660.04	29.75	0.00	1,185.24	5,845.28	5,845.28
STLUCIE-Equities Sawgrass	806857108	SCHLUMBERGER ORD	NA	---	NA	364.00	01/19/2021	---	9,381.41	91.00	0.00	8,498.27	17,879.68	17,879.68
STLUCIE-Equities Sawgrass	806857108	SCHLUMBERGER ORD	NA	---	NA	322.00	02/01/2021	---	7,291.17	80.50	0.00	8,525.47	15,816.64	15,816.64
STLUCIE-Equities Sawgrass	806857108	SCHLUMBERGER ORD	NA	---	NA	310.00	06/12/2023	---	14,787.00	0.00	0.00	440.20	15,227.20	15,227.20
STLUCIE-Equities Sawgrass	80689H102	SCHNEIDER NATIONAL CL B ORD	NA	---	NA	185.00	12/30/2021	---	4,964.70	16.65	0.00	348.50	5,313.20	5,313.20
STLUCIE-Equities Sawgrass	80689H102	SCHNEIDER NATIONAL CL B ORD	NA	---	NA	171.00	04/01/2022	---	4,499.87	15.39	0.00	411.25	4,911.12	4,911.12
STLUCIE-Equities Sawgrass	808513105	CHARLES SCHWAB ORD	NA	---	NA	139.00	06/14/2023	---	7,453.05	0.00	0.00	425.47	7,878.52	7,878.52
STLUCIE-Equities Sawgrass	808513105	CHARLES SCHWAB ORD	NA	---	NA	2,322.00	06/15/2023	---	127,353.57	0.00	0.00	4,257.39	131,610.96	131,610.96
STLUCIE-Equities Sawgrass	808513105	CHARLES SCHWAB ORD	NA	---	NA	129.00	06/30/2023	---	7,168.67	0.00	0.00	143.05	7,311.72	7,311.72
STLUCIE-Equities Sawgrass	81619Q105	SELECT MEDICAL HOLDINGS ORD	NA	---	NA	45.00	03/16/2020	---	789.28	0.00	0.00	644.42	1,433.70	1,433.70
STLUCIE-Equities Sawgrass	81619Q105	SELECT MEDICAL HOLDINGS ORD	NA	---	NA	66.00	01/27/2021	---	1,854.27	0.00	0.00	248.49	2,102.76	2,102.76
STLUCIE-Equities Sawgrass	81619Q105	SELECT MEDICAL HOLDINGS ORD	NA	---	NA	99.00	03/16/2021	---	3,444.21	0.00	0.00	(290.07)	3,154.14	3,154.14
STLUCIE-Equities Sawgrass	81619Q105	SELECT MEDICAL HOLDINGS ORD	NA	---	NA	8.00	03/31/2021	---	272.29	0.00	0.00	(17.41)	254.88	254.88

**ST. LUCIE COUNTY BOARD OF COUNTY COMMISSIONERS
INVESTMENT PORTFOLIO
AS OF JUNE 30, 2023**

Account	Identifier	Description	S&P Rating	Fitch Rating	Moody's Rating	Current Units	Settle Date	Final Maturity	Book Value	Interest Due	Accrued Balance	Net Unrealized Gain/Loss	Market Value	Market Value + Accrued
STLUCIE-Equities Sawgrass	817565104	SERVICE CORPORATION INTERNATIONAL ORD	NA	---	NA	3.00	02/28/2020	---	152.35	0.00	0.00	41.42	193.77	193.77
STLUCIE-Equities Sawgrass	817565104	SERVICE CORPORATION INTERNATIONAL ORD	NA	---	NA	4.00	07/01/2020	---	103.36	0.00	0.00	103.36	258.36	258.36
STLUCIE-Equities Sawgrass	817565104	SERVICE CORPORATION INTERNATIONAL ORD	NA	---	NA	4.00	09/29/2020	---	168.60	0.00	0.00	89.76	258.36	258.36
STLUCIE-Equities Sawgrass	817565104	SERVICE CORPORATION INTERNATIONAL ORD	NA	---	NA	6.00	12/31/2020	---	292.02	0.00	0.00	95.52	387.54	387.54
STLUCIE-Equities Sawgrass	817565104	SERVICE CORPORATION INTERNATIONAL ORD	NA	---	NA	37.00	01/27/2021	---	1,916.42	0.00	0.00	473.41	2,389.83	2,389.83
STLUCIE-Equities Sawgrass	817565104	SERVICE CORPORATION INTERNATIONAL ORD	NA	---	NA	58.00	03/16/2021	---	2,812.71	0.00	0.00	933.51	3,746.22	3,746.22
STLUCIE-Equities Sawgrass	817565104	SERVICE CORPORATION INTERNATIONAL ORD	NA	---	NA	9.00	03/31/2021	---	462.60	0.00	0.00	118.71	581.31	581.31
STLUCIE-Equities Sawgrass	817565104	SERVICE CORPORATION INTERNATIONAL ORD	NA	---	NA	24.00	06/30/2021	---	1,283.28	0.00	0.00	266.88	1,550.16	1,550.16
STLUCIE-Equities Sawgrass	817565104	SERVICE CORPORATION INTERNATIONAL ORD	NA	---	NA	23.00	10/01/2021	---	1,395.64	0.00	0.00	89.93	1,485.57	1,485.57
STLUCIE-Equities Sawgrass	81762P102	SERVICENOW ORD	NA	---	NA	9.00	01/25/2023	---	3,994.86	0.00	0.00	1,062.87	5,057.73	5,057.73
STLUCIE-Equities Sawgrass	81762P102	SERVICENOW ORD	NA	---	NA	32.00	03/10/2023	---	14,287.36	0.00	0.00	3,695.68	17,983.04	17,983.04
STLUCIE-Equities Sawgrass	81762P102	SERVICENOW ORD	NA	---	NA	37.00	03/10/2023	---	16,590.97	0.00	0.00	4,201.92	20,792.89	20,792.89
STLUCIE-Equities Sawgrass	81762P102	SERVICENOW ORD	NA	---	NA	45.00	05/01/2023	---	20,104.88	0.00	0.00	5,183.77	25,288.65	25,288.65
STLUCIE-Equities Sawgrass	827048109	SILGAN HOLDINGS ORD	NA	---	NA	27.00	09/08/2020	---	1,041.93	0.00	0.00	224.10	1,266.03	1,266.03
STLUCIE-Equities Sawgrass	827048109	SILGAN HOLDINGS ORD	NA	---	NA	40.00	09/18/2020	---	1,489.40	0.00	0.00	386.20	1,875.60	1,875.60
STLUCIE-Equities Sawgrass	827048109	SILGAN HOLDINGS ORD	NA	---	NA	11.00	12/31/2020	---	403.68	0.00	0.00	112.11	515.79	515.79
STLUCIE-Equities Sawgrass	827048109	SILGAN HOLDINGS ORD	NA	---	NA	70.00	03/16/2021	---	2,903.60	0.00	0.00	378.70	3,282.30	3,282.30
STLUCIE-Equities Sawgrass	827048109	SILGAN HOLDINGS ORD	NA	---	NA	7.00	03/31/2021	---	303.21	0.00	0.00	25.02	328.23	328.23
STLUCIE-Equities Sawgrass	827048109	SILGAN HOLDINGS ORD	NA	---	NA	53.00	09/28/2022	---	2,243.49	0.00	0.00	241.68	2,485.17	2,485.17
STLUCIE-Equities Sawgrass	827048109	SILGAN HOLDINGS ORD	NA	---	NA	42.00	01/31/2023	---	2,214.24	0.00	0.00	(244.86)	1,969.38	1,969.38
STLUCIE-Equities Sawgrass	827048109	SILGAN HOLDINGS ORD	NA	---	NA	13.00	03/31/2023	---	681.01	0.00	0.00	(71.44)	609.57	609.57
STLUCIE-Equities Sawgrass	829073105	SIMPSON MANUF ORD	NA	---	NA	20.00	05/11/2023	---	2,506.40	0.00	0.00	263.60	2,770.00	2,770.00
STLUCIE-Equities Sawgrass	845467109	SOUTHWSTN ENER ORD	NA	---	NA	1,041.00	09/28/2022	---	6,303.26	0.00	0.00	(46.85)	6,256.41	6,256.41
STLUCIE-Equities Sawgrass	858119100	STEEL DYNAMICS ORD	NA	---	NA	93.00	03/16/2021	---	4,579.77	39.53	0.00	5,550.72	10,130.49	10,130.49
STLUCIE-Equities Sawgrass	858119100	STEEL DYNAMICS ORD	NA	---	NA	10.00	12/30/2021	---	617.15	4.25	0.00	472.15	1,089.30	1,089.30
STLUCIE-Equities Sawgrass	859241101	STERLING INFRASTRUCTURE ORD	NA	---	NA	122.00	11/09/2022	---	4,035.99	0.00	0.00	2,771.61	6,807.60	6,807.60
STLUCIE-Equities Sawgrass	859241101	STERLING INFRASTRUCTURE ORD	NA	---	NA	72.00	01/31/2023	---	2,488.36	0.00	0.00	1,529.24	4,017.60	4,017.60
STLUCIE-Equities Sawgrass	859241101	STERLING INFRASTRUCTURE ORD	NA	---	NA	27.00	03/07/2023	---	1,103.22	0.00	0.00	403.38	1,506.60	1,506.60
STLUCIE-Equities Sawgrass	859241101	STERLING INFRASTRUCTURE ORD	NA	---	NA	80.00	05/11/2023	---	3,418.81	0.00	0.00	1,045.19	4,464.00	4,464.00
STLUCIE-Equities Sawgrass	860372101	STEWART INFO SVC ORD	NA	---	NA	18.00	01/27/2021	---	907.02	0.00	0.00	(166.50)	740.52	740.52
STLUCIE-Equities Sawgrass	860372101	STEWART INFO SVC ORD	NA	---	NA	91.00	03/16/2021	---	4,956.03	0.00	0.00	(1,212.29)	3,743.74	3,743.74
STLUCIE-Equities Sawgrass	860372101	STEWART INFO SVC ORD	NA	---	NA	5.00	03/31/2021	---	265.13	0.00	0.00	(59.43)	205.70	205.70
STLUCIE-Equities Sawgrass	860372101	STEWART INFO SVC ORD	NA	---	NA	80.00	05/10/2021	---	4,806.51	0.00	0.00	(1,515.31)	3,291.20	3,291.20
STLUCIE-Equities Sawgrass	860372101	STEWART INFO SVC ORD	NA	---	NA	12.00	06/30/2021	---	670.08	4.00	0.00	493.68	493.68	493.68
STLUCIE-Equities Sawgrass	861896108	STONEX GROUP ORD	NA	---	NA	26.00	03/16/2021	---	1,670.48	0.00	0.00	489.60	2,160.08	2,160.08
STLUCIE-Equities Sawgrass	861896108	STONEX GROUP ORD	NA	---	NA	53.00	06/13/2022	---	4,201.16	0.00	0.00	202.08	4,403.24	4,403.24
STLUCIE-Equities Sawgrass	861896108	STONEX GROUP ORD	NA	---	NA	58.00	07/12/2022	---	4,356.38	0.00	0.00	462.26	4,818.64	4,818.64
STLUCIE-Equities Sawgrass	86800U104	SUPER MICRO COMPUTER ORD	NA	---	NA	45.00	09/07/2022	---	2,909.46	0.00	0.00	8,306.79	11,216.25	11,216.25
STLUCIE-Equities Sawgrass	871607107	SYNOPSIS ORD	NA	---	NA	31.00	09/02/2021	---	10,337.80	0.00	0.00	3,159.91	13,497.71	13,497.71
STLUCIE-Equities Sawgrass	872540109	TJX ORD	NA	---	NA	34.00	06/27/2022	---	1,925.26	0.00	0.00	957.60	2,882.86	2,882.86
STLUCIE-Equities Sawgrass	872540109	TJX ORD	NA	---	NA	127.00	06/28/2022	---	7,638.71	0.00	0.00	3,129.62	10,768.33	10,768.33
STLUCIE-Equities Sawgrass	872540109	TJX ORD	NA	---	NA	188.00	07/01/2022	---	10,746.46	0.00	0.00	5,194.06	15,940.52	15,940.52
STLUCIE-Equities Sawgrass	872540109	TJX ORD	NA	---	NA	121.00	03/29/2023	---	9,153.07	0.00	0.00	1,106.52	10,259.59	10,259.59
STLUCIE-Equities Sawgrass	87612E106	TARGET ORD	NA	---	NA	173.00	01/23/2019	---	12,206.12	0.00	0.00	10,612.58	22,818.70	22,818.70
STLUCIE-Equities Sawgrass	87612E106	TARGET ORD	NA	---	NA	25.00	07/19/2019	---	2,196.25	0.00	0.00	1,101.25	3,297.50	3,297.50
STLUCIE-Equities Sawgrass	87612E106	TARGET ORD	NA	---	NA	49.00	12/23/2019	---	6,315.61	0.00	0.00	147.49	6,463.10	6,463.10
STLUCIE-Equities Sawgrass	87612E106	TARGET ORD	NA	---	NA	210.00	09/02/2021	---	52,046.42	0.00	0.00	(24,347.42)	27,699.00	27,699.00
STLUCIE-Equities Sawgrass	87612E106	TARGET ORD	NA	---	NA	301.00	06/15/2023	---	38,912.41	0.00	0.00	789.49	39,701.90	39,701.90
STLUCIE-Equities Sawgrass	879433829	TELEPHONE AND DATA SYSTEMS ORD	NA	---	NA	250.00	10/01/2021	---	4,918.05	0.00	0.00	(2,860.55)	2,057.50	2,057.50
STLUCIE-Equities Sawgrass	879433829	TELEPHONE AND DATA SYSTEMS ORD	NA	---	NA	95.00	12/30/2021	---	1,969.94	0.00	0.00	(1,188.09)	781.85	781.85
STLUCIE-Equities Sawgrass	879433829	TELEPHONE AND DATA SYSTEMS ORD	NA	---	NA	132.00	12/23/2022	---	1,361.58	0.00	0.00	(275.22)	1,086.36	1,086.36
STLUCIE-Equities Sawgrass	882508104	TEXAS INSTRUMENTS ORD	NA	---	NA	109.00	08/17/2022	---	20,156.28	0.00	0.00	(534.10)	19,622.18	19,622.18
STLUCIE-Equities Sawgrass	882508104	TEXAS INSTRUMENTS ORD	NA	---	NA	98.00	09/23/2022	---	16,436.73	0.00	0.00	1,205.23	17,641.96	17,641.96
STLUCIE-Equities Sawgrass	882508104	TEXAS INSTRUMENTS ORD	NA	---	NA	30.00	12/13/2022	---	5,291.35	0.00	0.00	109.25	5,400.60	5,400.60
STLUCIE-Equities Sawgrass	882508104	TEXAS INSTRUMENTS ORD	NA	---	NA	54.00	01/30/2023	---	9,465.66	0.00	0.00	255.42	9,721.08	9,721.08
STLUCIE-Equities Sawgrass	882508104	TEXAS INSTRUMENTS ORD	NA	---	NA	60.00	05/01/2023	---	8,879.14	0.00	0.00	922.06	10,801.20	10,801.20
STLUCIE-Equities Sawgrass	882508104	TEXAS INSTRUMENTS ORD	NA	---	NA	60.00	05/02/2023	---	9,975.90	0.00	0.00	825.30	10,801.20	10,801.20
STLUCIE-Equities Sawgrass	882508104	TEXAS INSTRUMENTS ORD	NA	---	NA	63.00	05/30/2023	---	10,387.14	0.00	0.00	954.12	11,341.26	11,341.26
STLUCIE-Equities Sawgrass	882508104	TEXAS INSTRUMENTS ORD	NA	---	NA	32.00	06/27/2023	---	5,398.24	0.00	0.00	362.40	5,760.64	5,760.64
STLUCIE-Equities Sawgrass	882681109	TEXAS ROADHOUSE ORD	NA	---	NA	20.00	08/22/2022	---	1,897.73	0.00	0.00	347.87	2,245.60	2,245.60
STLUCIE-Equities Sawgrass	882681109	TEXAS ROADHOUSE ORD	NA	---	NA	23.00	09/22/2022	---	2,083.11	0.00	0.00	499.33	2,582.44	2,582.44
STLUCIE-Equities Sawgrass	882681109	TEXAS ROADHOUSE ORD	NA	---	NA	14.00	11/07/2022	---	1,381.51	0.00	0.00	190.41	1,571.92	1,571.92
STLUCIE-Equities Sawgrass	882681109	TEXAS ROADHOUSE ORD	NA	---	NA	10.00	03/31/2023	---	1,082.23	0.00	0.00	40.57	1,122.80	1,122.80
STLUCIE-Equities Sawgrass	883203101	TEXTRON ORD	NA	---	NA	19.00	12/31/2020	---	898.00	0.38	0.00	386.97	1,284.97	1,284.97
STLUCIE-Equities Sawgrass	883203101	TEXTRON ORD	NA	---	NA	39.00	01/27/2021	---	1,944.74	0.78	0.00	692.83	2,637.57	2,637.57
STLUCIE-Equities Sawgrass	883203101	TEXTRON ORD	NA	---	NA	5.00	01/28/2021	---	249.35	0.10	0.00	88.80	338.15	338.15
STLUCIE-Equities Sawgrass	883203101	TEXTRON ORD	NA	---	NA	17.00	02/01/2021	---	793.56	0.34	0.00	356.15	1,149.71	1,149.71
STLUCIE-Equities Sawgrass	883203101	TEXTRON ORD	NA	---	NA	78.00	03/16/2021	---	4,190.18	1.56	0.00	1,084.96	5,275.14	5,275.14
STLUCIE-Equities Sawgrass	883203101	TEXTRON ORD	NA	---	NA	5.00	03/31/2021	---	271.60	0.10	0.00	66.55	338.15	338.15

**ST. LUCIE COUNTY BOARD OF COUNTY COMMISSIONERS
INVESTMENT PORTFOLIO
AS OF JUNE 30, 2023**

Account	Identifier	Description	S&P Rating	Fitch Rating	Moody's Rating	Current Units	Settle Date	Final Maturity	Book Value	Interest Due	Accrued Balance	Net Unrealized Gain/Loss	Market Value	Market Value + Accrued
STLUCIE-Equities Sawgrass	883203101	TEXTRON ORD	NA	---	NA	44.00	06/29/2022	---	2,685.77	0.88	0.00	289.95	2,975.72	2,975.72
STLUCIE-Equities Sawgrass	883203101	TEXTRON ORD	NA	---	NA	35.00	09/28/2022	---	2,050.55	0.70	0.00	316.50	2,367.05	2,367.05
STLUCIE-Equities Sawgrass	883556102	THERMO FISHER SCIENTIFIC ORD	NA	---	NA	70.00	08/20/2021	---	38,447.74	24.50	0.00	(1,925.24)	36,522.50	36,522.50
STLUCIE-Equities Sawgrass	883556102	THERMO FISHER SCIENTIFIC ORD	NA	---	NA	72.00	06/12/2023	---	37,294.74	25.20	0.00	271.26	37,566.00	37,566.00
STLUCIE-Equities Sawgrass	896239100	TRIMBLE ORD	NA	---	NA	1,974.00	06/15/2023	---	102,549.30	0.00	0.00	1,954.26	104,503.56	104,503.56
STLUCIE-Equities Sawgrass	902673102	UPF TECHNOLOGIES ORD	NA	---	NA	66.00	12/14/2021	---	4,613.88	0.00	0.00	8,180.22	12,794.10	12,794.10
STLUCIE-Equities Sawgrass	902673102	UPF TECHNOLOGIES ORD	NA	---	NA	54.00	02/28/2022	---	3,728.36	0.00	0.00	6,739.54	10,467.90	10,467.90
STLUCIE-Equities Sawgrass	902681105	UGI ORD	NA	---	NA	115.00	10/01/2021	---	4,901.53	43.13	0.00	(1,799.98)	3,101.55	3,101.55
STLUCIE-Equities Sawgrass	902681105	UGI ORD	NA	---	NA	30.00	12/30/2021	---	1,377.34	11.25	0.00	(568.24)	809.10	809.10
STLUCIE-Equities Sawgrass	90278Q108	UPF INDUSTRIES ORD	NA	---	NA	59.00	04/01/2022	---	4,722.36	0.00	0.00	1,003.59	5,725.95	5,725.95
STLUCIE-Equities Sawgrass	907818108	UNION PACIFIC ORD	NA	---	NA	68.00	03/31/2022	---	18,338.92	0.00	0.00	(4,424.76)	13,914.16	13,914.16
STLUCIE-Equities Sawgrass	907818108	UNION PACIFIC ORD	NA	---	NA	103.00	06/30/2022	---	22,095.59	0.00	0.00	(1,019.73)	21,075.86	21,075.86
STLUCIE-Equities Sawgrass	907818108	UNION PACIFIC ORD	NA	---	NA	107.00	07/01/2022	---	22,819.52	0.00	0.00	(925.18)	21,894.34	21,894.34
STLUCIE-Equities Sawgrass	907818108	UNION PACIFIC ORD	NA	---	NA	87.00	07/25/2022	---	18,560.15	0.00	0.00	(758.21)	17,801.94	17,801.94
STLUCIE-Equities Sawgrass	911922102	UNITED STATES LIME AND MINERALS ORD	NA	---	NA	33.00	12/23/2022	---	4,752.66	0.00	0.00	2,140.71	6,893.37	6,893.37
STLUCIE-Equities Sawgrass	912909108	US STEEL ORD	NA	---	NA	118.00	04/01/2022	---	4,325.29	0.00	0.00	(1,374.11)	2,951.18	2,951.18
STLUCIE-Equities Sawgrass	912909108	US STEEL ORD	NA	---	NA	90.00	06/29/2022	---	1,779.90	0.00	0.00	471.00	2,250.90	2,250.90
STLUCIE-Equities Sawgrass	91324P102	UNITEDHEALTH GRP ORD	NA	---	NA	114.00	11/02/2022	---	63,430.27	0.00	0.00	(8,637.31)	54,792.96	54,792.96
STLUCIE-Equities Sawgrass	91324P102	UNITEDHEALTH GRP ORD	NA	---	NA	74.00	11/15/2022	---	37,973.71	0.00	0.00	(2,406.35)	35,567.36	35,567.36
STLUCIE-Equities Sawgrass	91324P102	UNITEDHEALTH GRP ORD	NA	---	NA	69.00	11/17/2022	---	35,028.54	0.00	0.00	(1,864.38)	33,164.16	33,164.16
STLUCIE-Equities Sawgrass	91324P102	UNITEDHEALTH GRP ORD	NA	---	NA	46.00	06/20/2023	---	21,253.38	0.00	0.00	856.06	22,109.44	22,109.44
STLUCIE-Equities Sawgrass	91324P102	UNITEDHEALTH GRP ORD	NA	---	NA	16.00	06/20/2023	---	7,437.76	0.00	0.00	252.48	7,690.24	7,690.24
STLUCIE-Equities Sawgrass	91336L107	UNIVAR SOLUTIONS ORD	NA	---	NA	152.00	04/01/2022	---	4,905.59	0.00	0.00	542.09	5,447.68	5,447.68
STLUCIE-Equities Sawgrass	91823B109	UWM HOLDINGS CL A ORD	NA	---	NA	1,641.00	09/28/2022	---	5,259.41	164.10	0.00	3,930.19	9,189.60	9,189.60
STLUCIE-Equities Sawgrass	91823B109	UWM HOLDINGS CL A ORD	NA	---	NA	60.00	12/23/2022	---	220.50	6.00	0.00	115.50	336.00	336.00
STLUCIE-Equities Sawgrass	922417100	VEECO INSTRUMENTS ORD	NA	---	NA	140.00	06/12/2023	---	3,564.29	0.00	0.00	30.91	3,595.20	3,595.20
STLUCIE-Equities Sawgrass	92343V104	VERIZON COMMUNICATIONS ORD	NA	---	NA	504.00	07/26/2022	---	22,411.22	0.00	0.00	(3,667.46)	18,743.76	18,743.76
STLUCIE-Equities Sawgrass	92343V104	VERIZON COMMUNICATIONS ORD	NA	---	NA	436.00	08/22/2022	---	19,295.62	0.00	0.00	(3,080.78)	16,214.84	16,214.84
STLUCIE-Equities Sawgrass	92343V104	VERIZON COMMUNICATIONS ORD	NA	---	NA	1,611.00	06/15/2023	---	57,529.94	0.00	0.00	2,383.15	59,913.09	59,913.09
STLUCIE-Equities Sawgrass	92345Y106	VERISK ANALYTICS ORD	NA	---	NA	4.00	02/21/2023	---	705.81	0.00	0.00	198.31	904.12	904.12
STLUCIE-Equities Sawgrass	92345Y106	VERISK ANALYTICS ORD	NA	---	NA	180.00	05/01/2023	---	34,272.32	0.00	0.00	6,413.08	40,685.40	40,685.40
STLUCIE-Equities Sawgrass	92511U102	VERRA MOBILITY CL A ORD	NA	---	NA	270.00	07/12/2022	---	4,388.90	0.00	0.00	935.50	5,324.40	5,324.40
STLUCIE-Equities Sawgrass	92511U102	VERRA MOBILITY CL A ORD	NA	---	NA	169.00	06/12/2023	---	3,150.16	0.00	0.00	182.52	3,332.68	3,332.68
STLUCIE-Equities Sawgrass	92556D304	VIA RENEWABLES CL A ORD	NA	---	NA	9.42	11/13/2020	---	435.22	0.00	0.00	(369.64)	65.58	65.58
STLUCIE-Equities Sawgrass	92556D304	VIA RENEWABLES CL A ORD	NA	---	NA	11.43	12/31/2020	---	541.36	0.00	0.00	(461.83)	79.53	79.53
STLUCIE-Equities Sawgrass	92556D304	VIA RENEWABLES CL A ORD	NA	---	NA	35.68	01/27/2021	---	1,945.54	0.00	0.00	(1,697.19)	248.35	248.35
STLUCIE-Equities Sawgrass	92556D304	VIA RENEWABLES CL A ORD	NA	---	NA	54.33	03/16/2021	---	2,914.39	0.00	0.00	(2,536.28)	378.11	378.11
STLUCIE-Equities Sawgrass	92556D304	VIA RENEWABLES CL A ORD	NA	---	NA	18.24	03/31/2021	---	956.83	0.00	0.00	(829.86)	126.97	126.97
STLUCIE-Equities Sawgrass	92556D304	VIA RENEWABLES CL A ORD	NA	---	NA	43.90	12/23/2022	---	1,188.99	0.00	0.00	(883.44)	305.55	305.55
STLUCIE-Equities Sawgrass	928254101	VIRTU FINANCIAL CL A ORD	NA	---	NA	175.00	12/30/2021	---	4,999.19	0.00	0.00	(2,008.44)	2,990.75	2,990.75
STLUCIE-Equities Sawgrass	928254101	VIRTU FINANCIAL CL A ORD	NA	---	NA	45.00	12/23/2022	---	932.63	0.00	0.00	(163.58)	769.05	769.05
STLUCIE-Equities Sawgrass	928254101	VIRTU FINANCIAL CL A ORD	NA	---	NA	69.00	03/31/2023	---	1,287.20	0.00	0.00	(107.99)	1,179.21	1,179.21
STLUCIE-Equities Sawgrass	92826C839	VISA CL A ORD	NA	---	NA	220.00	08/17/2022	---	46,290.20	0.00	0.00	5,955.40	52,245.60	52,245.60
STLUCIE-Equities Sawgrass	92826C839	VISA CL A ORD	NA	---	NA	30.00	06/14/2023	---	6,752.60	0.00	0.00	371.80	7,124.40	7,124.40
STLUCIE-Equities Sawgrass	92826C839	VISA CL A ORD	NA	---	NA	49.00	06/22/2023	---	11,109.77	0.00	0.00	526.75	11,636.52	11,636.52
STLUCIE-Equities Sawgrass	92826C839	VISA CL A ORD	NA	---	NA	24.00	06/22/2023	---	5,434.79	0.00	0.00	264.73	5,699.52	5,699.52
STLUCIE-Equities Sawgrass	928377100	VISTA OUTDOOR ORD	NA	---	NA	210.00	12/23/2022	---	4,986.35	0.00	0.00	824.35	5,810.70	5,810.70
STLUCIE-Equities Sawgrass	92839U206	VISTEON ORD	NA	---	NA	4.00	09/22/2022	---	517.34	0.00	0.00	57.10	574.44	574.44
STLUCIE-Equities Sawgrass	92839U206	VISTEON ORD	NA	---	NA	11.00	11/07/2022	---	1,444.61	0.00	0.00	135.10	1,579.71	1,579.71
STLUCIE-Equities Sawgrass	92839U206	VISTEON ORD	NA	---	NA	7.00	03/07/2023	---	1,157.98	0.00	0.00	(152.71)	1,005.27	1,005.27
STLUCIE-Equities Sawgrass	941848103	WATERS ORD	NA	---	NA	65.00	04/17/2023	---	20,039.18	0.00	0.00	(2,714.08)	17,325.10	17,325.10
STLUCIE-Equities Sawgrass	941848103	WATERS ORD	NA	---	NA	44.00	04/24/2023	---	13,176.24	0.00	0.00	(1,448.48)	11,727.76	11,727.76
STLUCIE-Equities Sawgrass	941848103	WATERS ORD	NA	---	NA	91.00	05/11/2023	---	25,237.53	0.00	0.00	(982.39)	24,255.14	24,255.14
STLUCIE-Equities Sawgrass	941848103	WATERS ORD	NA	---	NA	48.00	05/12/2023	---	13,136.64	0.00	0.00	(342.72)	12,793.92	12,793.92
STLUCIE-Equities Sawgrass	941848103	WATERS ORD	NA	---	NA	46.00	05/23/2023	---	12,341.41	0.00	0.00	(80.57)	12,260.84	12,260.84
STLUCIE-Equities Sawgrass	941848103	WATERS ORD	NA	---	NA	21.00	06/13/2023	---	5,232.47	0.00	0.00	364.87	5,597.34	5,597.34
STLUCIE-Equities Sawgrass	941848103	WATERS ORD	NA	---	NA	13.00	06/14/2023	---	3,344.90	0.00	0.00	120.12	3,465.02	3,465.02
STLUCIE-Equities Sawgrass	941848103	WATERS ORD	NA	---	NA	21.00	06/27/2023	---	5,467.25	0.00	0.00	130.09	5,597.34	5,597.34
STLUCIE-Equities Sawgrass	950755108	WERNER ENTERPRISES ORD	NA	---	NA	135.00	12/30/2021	---	6,417.90	18.90	0.00	(453.60)	5,964.30	5,964.30
STLUCIE-Equities Sawgrass	959802109	WESTERN UNION ORD	NA	---	NA	310.00	12/30/2021	---	5,547.45	0.00	0.00	(1,911.15)	3,636.30	3,636.30
STLUCIE-Equities Sawgrass	959802109	WESTERN UNION ORD	NA	---	NA	123.00	12/23/2022	---	1,692.48	0.00	0.00	(249.69)	1,442.79	1,442.79
STLUCIE-Equities Sawgrass	971378104	WILLSCOT MOBILE MINI HOLDIN CL A ORD	NA	---	NA	122.00	09/14/2021	---	3,490.98	0.00	0.00	2,339.40	5,830.38	5,830.38
STLUCIE-Equities Sawgrass	971378104	WILLSCOT MOBILE MINI HOLDIN CL A ORD	NA	---	NA	92.00	06/13/2022	---	3,381.70	0.00	0.00	1,014.98	4,396.68	4,396.68
STLUCIE-Equities Sawgrass	971378104	WILLSCOT MOBILE MINI HOLDIN CL A ORD	NA	---	NA	56.00	12/05/2022	---	2,718.42	0.00	0.00	(42.18)	2,676.24	2,676.24
STLUCIE-Equities Sawgrass	974250102	WINMARK ORD	NA	---	NA	8.00	01/27/2021	---	1,453.36	0.00	0.00	1,206.40	2,659.76	2,659.76
STLUCIE-Equities Sawgrass	974250102	WINMARK ORD	NA	---	NA	15.00	03/16/2021	---	2,745.62	0.00	0.00	2,241.43	4,987.05	4,987.05
STLUCIE-Equities Sawgrass	981475106	WORLD KINECT ORD	NA	---	NA	14.00	02/28/2020	---	434.70	1.96	0.00	(145.18)	289.52	289.52
STLUCIE-Equities Sawgrass	981475106	WORLD KINECT ORD	NA	---	NA	12.00	09/29/2020	---	256.50	1.68	0.00	(8.34)	248.16	248.16
STLUCIE-Equities Sawgrass	981475106	WORLD KINECT ORD	NA	---	NA	47.00	01/27/2021	---	1,523.74	6.58	0.00	(551.78)	971.96	971.96

**ST. LUCIE COUNTY BOARD OF COUNTY COMMISSIONERS
INVESTMENT PORTFOLIO
AS OF JUNE 30, 2023**

Account	Identifier	Description	S&P Rating	Fitch Rating	Moody's Rating	Current Units	Settle Date	Final Maturity	Book Value	Interest Due	Accrued Balance	Net Unrealized Gain/Loss	Market Value	Market Value + Accrued
STLUCIE-Equities Sawgrass	981475106	WORLD KINECT ORD	NA	---	NA	10.00	02/01/2021	---	320.90	1.40	0.00	(114.10)	206.80	206.80
STLUCIE-Equities Sawgrass	981475106	WORLD KINECT ORD	NA	---	NA	79.00	03/16/2021	---	2,811.52	11.06	0.00	(1,177.80)	1,633.72	1,633.72
STLUCIE-Equities Sawgrass	981475106	WORLD KINECT ORD	NA	---	NA	7.00	03/31/2021	---	248.86	0.98	0.00	(104.10)	144.76	144.76
STLUCIE-Equities Sawgrass	981475106	WORLD KINECT ORD	NA	---	NA	31.00	10/01/2021	---	1,038.87	4.34	0.00	(397.79)	641.08	641.08
STLUCIE-Equities Sawgrass	981475106	WORLD KINECT ORD	NA	---	NA	135.00	12/30/2021	---	3,665.56	18.90	0.00	(873.76)	2,791.80	2,791.80
STLUCIE-Equities Sawgrass	981475106	WORLD KINECT ORD	NA	---	NA	64.00	09/28/2022	---	1,490.76	8.96	0.00	(167.24)	1,323.52	1,323.52
STLUCIE-Equities Sawgrass	981811102	WORTHINGTON INDS ORD	NA	---	NA	33.00	03/31/2023	---	2,104.91	0.00	0.00	187.60	2,292.51	2,292.51
STLUCIE-Equities Sawgrass	981811102	WORTHINGTON INDS ORD	NA	---	NA	33.00	05/03/2023	---	1,960.70	0.00	0.00	331.81	2,292.51	2,292.51
STLUCIE-Equities Sawgrass	98419M100	XYLEM ORD	NA	---	NA	24.00	05/11/2023	---	2,535.98	0.00	0.00	166.90	2,702.88	2,702.88
STLUCIE-Equities Sawgrass	98978V103	ZOETIS CL A ORD	NA	---	NA	8.00	01/13/2023	---	1,261.96	0.00	0.00	115.72	1,377.68	1,377.68
STLUCIE-Equities Sawgrass	98978V103	ZOETIS CL A ORD	NA	---	NA	60.00	01/17/2023	---	9,482.40	0.00	0.00	850.20	10,332.60	10,332.60
STLUCIE-Equities Sawgrass	98978V103	ZOETIS CL A ORD	NA	---	NA	58.00	01/26/2023	---	9,603.06	0.00	0.00	385.12	9,988.18	9,988.18
STLUCIE-Equities Sawgrass	98978V103	ZOETIS CL A ORD	NA	---	NA	57.00	01/30/2023	---	9,514.73	0.00	0.00	301.24	9,815.97	9,815.97
STLUCIE-Equities Sawgrass	98978V103	ZOETIS CL A ORD	NA	---	NA	90.00	03/29/2023	---	14,963.66	0.00	0.00	535.24	15,498.90	15,498.90
STLUCIE-Equities Sawgrass	98978V103	ZOETIS CL A ORD	NA	---	NA	64.00	06/22/2023	---	10,777.80	0.00	0.00	243.64	11,021.44	11,021.44
STLUCIE-Equities Sawgrass	G0176J109	ALLEGION ORD	NA	---	NA	38.00	06/30/2021	---	5,282.35	0.00	0.00	(721.59)	4,560.76	4,560.76
STLUCIE-Equities Sawgrass	G0176J109	ALLEGION ORD	NA	---	NA	3.00	10/01/2021	---	406.86	0.00	0.00	(46.80)	360.06	360.06
STLUCIE-Equities Sawgrass	G0176J109	ALLEGION ORD	NA	---	NA	15.00	12/30/2021	---	1,956.68	0.00	0.00	(156.38)	1,800.30	1,800.30
STLUCIE-Equities Sawgrass	G0176J109	ALLEGION ORD	NA	---	NA	13.00	09/28/2022	---	1,178.35	0.00	0.00	381.91	1,560.26	1,560.26
STLUCIE-Equities Sawgrass	G02602103	AMDOCS ORD	NA	---	NA	23.00	02/28/2020	---	1,575.50	10.01	0.00	698.05	2,273.55	2,273.55
STLUCIE-Equities Sawgrass	G02602103	AMDOCS ORD	NA	---	NA	3.00	12/31/2020	---	211.56	1.31	0.00	84.99	296.55	296.55
STLUCIE-Equities Sawgrass	G02602103	AMDOCS ORD	NA	---	NA	38.00	01/27/2021	---	2,687.74	16.53	0.00	1,068.56	3,756.30	3,756.30
STLUCIE-Equities Sawgrass	G02602103	AMDOCS ORD	NA	---	NA	54.00	03/16/2021	---	4,316.44	23.49	0.00	1,021.46	5,337.90	5,337.90
STLUCIE-Equities Sawgrass	G02602103	AMDOCS ORD	NA	---	NA	6.00	03/31/2021	---	491.46	2.61	0.00	101.64	593.10	593.10
STLUCIE-Equities Sawgrass	G02602103	AMDOCS ORD	NA	---	NA	9.00	06/30/2021	---	704.43	3.92	0.00	185.22	889.65	889.65
STLUCIE-Equities Sawgrass	G1151C101	ACCENTURE CL A ORD	NA	---	NA	47.00	08/17/2022	---	14,932.84	0.00	0.00	(429.58)	14,503.26	14,503.26
STLUCIE-Equities Sawgrass	G2717B108	CUSHMAN AND WAKEFIELD ORD	NA	---	NA	27.00	02/28/2020	---	472.30	0.00	0.00	(251.44)	220.86	220.86
STLUCIE-Equities Sawgrass	G2717B108	CUSHMAN AND WAKEFIELD ORD	NA	---	NA	27.00	09/29/2020	---	279.59	0.00	0.00	(58.73)	220.86	220.86
STLUCIE-Equities Sawgrass	G2717B108	CUSHMAN AND WAKEFIELD ORD	NA	---	NA	5.00	12/31/2020	---	76.60	0.00	0.00	(35.70)	40.90	40.90
STLUCIE-Equities Sawgrass	G2717B108	CUSHMAN AND WAKEFIELD ORD	NA	---	NA	101.00	01/27/2021	---	1,511.47	0.00	0.00	(685.29)	826.18	826.18
STLUCIE-Equities Sawgrass	G2717B108	CUSHMAN AND WAKEFIELD ORD	NA	---	NA	154.00	03/16/2021	---	2,686.68	0.00	0.00	(1,426.96)	1,259.72	1,259.72
STLUCIE-Equities Sawgrass	G2717B108	CUSHMAN AND WAKEFIELD ORD	NA	---	NA	16.00	03/31/2021	---	263.28	0.00	0.00	(132.40)	130.88	130.88
STLUCIE-Equities Sawgrass	G2717B108	CUSHMAN AND WAKEFIELD ORD	NA	---	NA	220.00	03/31/2023	---	2,227.50	0.00	0.00	(427.90)	1,799.60	1,799.60
STLUCIE-Equities Sawgrass	G29183103	EATON ORD	NA	---	NA	145.00	01/14/2019	---	10,165.34	0.00	0.00	18,994.16	29,159.50	29,159.50
STLUCIE-Equities Sawgrass	G29183103	EATON ORD	NA	---	NA	125.00	04/17/2019	---	10,449.35	0.00	0.00	14,688.15	25,137.50	25,137.50
STLUCIE-Equities Sawgrass	G29183103	EATON ORD	NA	---	NA	275.00	07/19/2019	---	22,142.67	0.00	0.00	33,159.83	55,302.50	55,302.50
STLUCIE-Equities Sawgrass	G3922B107	GENPACT ORD	NA	---	NA	17.00	02/28/2020	---	713.65	0.00	0.00	(74.96)	638.69	638.69
STLUCIE-Equities Sawgrass	G3922B107	GENPACT ORD	NA	---	NA	4.00	07/01/2020	---	145.20	0.00	0.00	5.08	150.28	150.28
STLUCIE-Equities Sawgrass	G3922B107	GENPACT ORD	NA	---	NA	31.00	01/27/2021	---	1,283.40	0.00	0.00	(118.73)	1,164.67	1,164.67
STLUCIE-Equities Sawgrass	G3922B107	GENPACT ORD	NA	---	NA	4.00	02/01/2021	---	155.72	0.00	0.00	(5.44)	150.28	150.28
STLUCIE-Equities Sawgrass	G3922B107	GENPACT ORD	NA	---	NA	50.00	03/16/2021	---	2,138.39	0.00	0.00	(259.89)	1,878.50	1,878.50
STLUCIE-Equities Sawgrass	G3922B107	GENPACT ORD	NA	---	NA	97.00	04/01/2022	---	4,277.16	0.00	0.00	(632.87)	3,644.29	3,644.29
STLUCIE-Equities Sawgrass	N72482123	QIAGEN ORD	NA	---	NA	13.00	03/31/2020	---	525.85	0.00	0.00	59.54	585.39	585.39
STLUCIE-Equities Sawgrass	N72482123	QIAGEN ORD	NA	---	NA	24.00	01/27/2021	---	1,294.85	0.00	0.00	(214.13)	1,080.72	1,080.72
STLUCIE-Equities Sawgrass	N72482123	QIAGEN ORD	NA	---	NA	36.00	03/16/2021	---	1,718.46	0.00	0.00	(97.38)	1,621.08	1,621.08
STLUCIE-Equities Sawgrass	N72482123	QIAGEN ORD	NA	---	NA	36.00	03/31/2021	---	1,743.98	0.00	0.00	(122.90)	1,621.08	1,621.08
STLUCIE-Equities Sawgrass	N72482123	QIAGEN ORD	NA	---	NA	18.00	06/30/2021	---	885.60	0.00	0.00	(75.06)	810.54	810.54
STLUCIE-Equities Sawgrass	N72482123	QIAGEN ORD	NA	---	NA	80.00	12/30/2021	---	4,465.93	0.00	0.00	(863.53)	3,602.40	3,602.40
STLUCIE-Equities Sawgrass	Y1771G102	COSTAMARE ORD	NA	---	NA	550.00	12/23/2022	---	5,083.27	0.00	0.00	235.23	5,318.50	5,318.50
STLUCIE-Equities Sawgrass	Y1771G102	COSTAMARE ORD	NA	---	NA	158.00	03/31/2023	---	1,468.61	0.00	0.00	59.25	1,527.86	1,527.86
STLUCIE-Equities Sawgrass	464287630	ISHARES:RUSS 2000 VL ETF	NA	---	NA	876.00	12/08/2016	---	102,229.11	0.00	0.00	21,111.69	123,340.80	123,340.80
STLUCIE-Equities Sawgrass	464287630	ISHARES:RUSS 2000 VL ETF	NA	---	NA	130.00	12/20/2019	---	16,679.00	0.00	0.00	1,625.00	18,304.00	18,304.00
STLUCIE-Equities Sawgrass	46429B689	ISHARES:MSCI MV EAFE MVF	NA	---	NA	4,759.00	07/22/2016	---	317,425.30	0.00	0.00	3,807.20	321,232.50	321,232.50
STLUCIE-Equities Sawgrass	46429B689	ISHARES:MSCI MV EAFE MVF	NA	---	NA	482.00	12/08/2016	---	29,879.08	0.00	0.00	2,655.92	32,535.00	32,535.00
STLUCIE-Equities Sawgrass	46429B689	ISHARES:MSCI MV EAFE MVF	NA	---	NA	320.00	05/30/2018	---	23,632.00	0.00	0.00	(2,032.00)	21,600.00	21,600.00
STLUCIE-Equities Sawgrass	46429B689	ISHARES:MSCI MV EAFE MVF	NA	---	NA	480.00	12/20/2019	---	35,496.00	0.00	0.00	(3,096.00)	32,400.00	32,400.00
STLUCIE-Equities Sawgrass	922042775	VANGUARD FTSE XUS ETF	NA	---	NA	9,250.00	12/08/2016	---	407,925.00	0.00	0.00	95,367.50	503,292.50	503,292.50
STLUCIE-Equities Sawgrass	922042775	VANGUARD FTSE XUS ETF	NA	---	NA	540.00	05/30/2018	---	29,314.93	0.00	0.00	66.47	29,381.40	29,381.40
STLUCIE-Equities Sawgrass	922042775	VANGUARD FTSE XUS ETF	NA	---	NA	840.00	12/20/2019	---	45,334.30	0.00	0.00	370.10	45,704.40	45,704.40
STLUCIE-Equities Sawgrass	922042858	VANGUARD EM ST I ETF	NA	---	NA	1,578.00	12/08/2016	---	56,934.08	0.00	0.00	7,258.96	64,193.04	64,193.04
STLUCIE-Equities Sawgrass	922042858	VANGUARD EM ST I ETF	NA	---	NA	560.00	12/14/2016	---	20,572.05	0.00	0.00	2,208.75	22,780.80	22,780.80
STLUCIE-Equities Sawgrass	922042858	VANGUARD EM ST I ETF	NA	---	NA	130.00	05/30/2018	---	5,869.50	0.00	0.00	(581.10)	5,288.40	5,288.40
STLUCIE-Equities Sawgrass	922042858	VANGUARD EM ST I ETF	NA	---	NA	190.00	12/20/2019	---	8,467.35	0.00	0.00	(738.15)	7,729.20	7,729.20
									8,581,150.31	3,971.99	0.00	1,381,563.29	9,962,713.60	9,962,713.60
Total									508,271,672.08	12,453.42	1,126,244.47	(7,753,455.62)	500,518,216.46	501,644,460.94